

SPRINTER

2017 DEALER ORDERING GUIDE

VERSION 1



Mercedes-Benz
Vans. Born to run.





ALL INFORMATION CONTAINED IN THIS REFERENCE GUIDE IS BASED ON THE LATEST PRODUCT INFORMATION AVAILABLE AT THE TIME OF PUBLICATION. MERCEDES-BENZ USA, LLC AND DAIMLER VANS USA LLC RESERVE THE RIGHT TO MAKE CHANGES AT ANY TIME, WITHOUT NOTICE, IN COLORS, MATERIALS, EQUIPMENT, SPECIFICATIONS AND MODELS. PRICES ARE MANUFACTURER SUGGESTED RETAIL PRICES AND ARE SUBJECT TO CHANGE.

MODEL YEAR HIGHLIGHTS

OVERVIEW

- There are new model names to easily differentiate each GVWR and Drivetrain – see page 3
- New badging:
 - No more model badges on the driver/passenger doors and no "BlueEFFICIENCY" label on B-pillar
 - Passenger side rear door to have "2500" or "3500" badge
 - "3500 XD" badge is delayed
- Package F01* (Swivel Seats) as of MY2017
 - Package F01 (Swivel Seats) is available for all Sprinter Cargo and Cab Chassis Vans in combination with SH7 (Thorax Airbags)
 - Package F01 (Swivel Seats) always includes SZ8 and SZ9
- 3500 Cargo Vans now standard with 9,990 GVWR and Super Single Rear Wheel (Package X31)
 - Dual Rear Wheel (Package X34) is optional
 - Please select X31 or X34 when ordering 3500 Cargo Vans
- 10,140 GVWR discontinued
- D05/D06, Super High Roof, discontinued for 2500 and 3500 Cargo Vans. Only available for 3500 XD
- Passenger Vans:
 - All Passenger Vans now include: Rear A/C, cup holders, armrests and rear convenience lights
 - Packages C08 and C09 are discontinued
 - There are only two rear passenger heating packages and no heating options at all
 - X32 includes H13 and HZ9. X33 includes H14, HZ5 and HY1. X32 is standard on 170" WB Passenger Vans
- Crew Vans have H00 standard
- 3500 XD has 144" Low and High Roof available

NEW OPTIONS

- CL3 Leather Steering Wheel (\$170) (Mercedes-Benz only)
- CM0 Painted Metallic Front and Rear Bumper. Only available with paint codes 197 or 744 (\$625)
- AP2 Additional Bar for Driveshaft and Exhaust Extension (\$62 on Cargo, standard for Passenger Vans)
- FY7 Three-Button Remote (\$33)

OTHER DOG NOTES

- We have included a supplement section with the following contents:
 - Suspension matrix for identifying the correct suspension by application
 - Paint & upholstery overview
 - Tech specs with dimensions, weights and relevant data for all models (a snapshot of the most popular)
 - Dealer-installed accessories (a snapshot of the most popular)
 - **ONLY 6-CYLINDER MODELS ARE ORDERABLE AT THIS TIME. 4-CYLINDER MODELS ARE DELAYED UNTIL FURTHER NOTICE.**

CONTACT

- This is Version 1 for MY2017 Sprinter DOG
- As newer versions become available please stop using version 1. For your reference, the version is noted on the cover page and on the bottom right of each page
- Feel free to contact us at vaninfo@daimler.com with any questions

*F01 not available in combination with SH6/SH7 for Cab Chassis until further notice.

2017 SPRINTER | MSRP

MODEL	WEIGHT	WHEELBASE	ENGINE	MODEL CODES		ROOF	MSRP
CARGO VANS	2500 (8,550 GVW)	144" Wheelbase	4 Cyl	M2CA44	F2CA44	Standard roof	\$ 36,495
			6 Cyl	M2CA46	F2CA46	Standard roof	\$ 37,995
			4x4	M2CA4X	F2CA4X	Standard X30 (4x4)	\$ 45,490
		170" Wheelbase	4 Cyl	M2CA74	F2CA74		\$ 41,295
			6 Cyl	M2CA76	F2CA76		\$ 42,795
			4x4	M2CA7X	F2CA7X	Standard X30 (4x4)	\$ 50,290
		170" Wheelbase EXT.	4 Cyl	M2CAE4	F2CAE4		\$ 42,895
			6 Cyl	M2CAE6	F2CAE6		\$ 44,395
			4x4	M2CAEX	F2CAEX	Standard X30 (4x4)	\$ 51,890
	3500 (9,990 GVW)	144" Wheelbase	4 Cyl	M3CA44	F3CA44	Standard roof/Super Single	\$ 38,695
			6 Cyl	M3CA46	F3CA46	Standard roof/Super Single	\$ 40,195
		170" Wheelbase	4 Cyl	M3CA74	F3CA74	Super Single	\$ 43,495
			6 Cyl	M3CA76	F3CA76	Super Single	\$ 44,995
		170" Wheelbase EXT.	4 Cyl	M3CAE4	F3CAE4	Super Single	\$ 45,095
			6 Cyl	M3CAE6	F3CAE6	Super Single	\$ 46,595
	3500XD (11,030 GVW)	144" Wheelbase	4 Cyl	MXCA44	FXCA44	Standard roof	\$ 40,695
			6 Cyl	MXCA46	FXCA46	Standard roof	\$ 42,195
			4x4	MXCA4X	FXCA4X	Standard X30 (4x4)	\$ 49,690
		170" Wheelbase	4 Cyl	MXCA74	FXCA74		\$ 45,495
			6 Cyl	MXCA76	FXCA76		\$ 46,995
			4x4	MXCA7X	FXCA7X	Standard X30 (4x4)	\$ 54,490
170" Wheelbase EXT.		4 Cyl	MXCAE4	FXCAE4		\$ 47,095	
		6 Cyl	MXCAE6	FXCAE6		\$ 48,595	
		4x4	MXCAEX	FXCAEX	Standard X30 (4x4)	\$ 56,090	
CREW VANS	2500 (8,550 GVW)	144" Wheelbase	4 Cyl	M2CV44	F2CV44	Standard roof	\$ 39,995
			6 Cyl	M2CV46	F2CV46	Standard roof	\$ 41,495
			4x4	M2CV4X	F2CV4X	Standard X30 (4x4)	\$ 48,990
		170" Wheelbase	4 Cyl	M2CV74	F2CV74		\$ 45,395
			6 Cyl	M2CV76	F2CV76		\$ 46,895
			4x4	M2CV7X	F2CV7X	Standard X30 (4x4)	\$ 54,390
PASSENGER VANS	2500 (8,550 GVW)	144" Wheelbase	4 Cyl	M2PV44	F2PV44	Standard roof	\$ 42,650
			6 Cyl	M2PV46	F2PV46	Standard roof	\$ 44,150
			4x4	M2PV4X	F2PV4X	Standard X30 (4x4)	\$ 51,645
		170" Wheelbase	4 Cyl	M2PV74	F2PV74		\$ 48,600
			6 Cyl	M2PV76	F2PV76		\$ 50,100
CAB CHASSIS	3500XD (11,030 GVW)	144" Wheelbase	4 Cyl	MXCC44	FXCC44		\$ 35,995
			6 Cyl	MXCC46	FXCC46		\$ 37,495
		170" Wheelbase	4 Cyl	MXCC74	FXCC74		\$ 36,695
			6 Cyl	MXCC76	FXCC76		\$ 38,195

*MSRP excludes destination and delivery. Optional Dual Rear Wheel, X34, for 3500 Cargo Vans: \$700. Optional High Roof, D03, for 2500 144" Cargo/Crew/Passenger Vans: \$2,500. Destination & Delivery: \$995.

2017 SPRINTER | U-CODES

U-CODE	BRAND (NAME OF U-CODE)	FACILITY	SHIPPING COORDINATOR	SHIPPING PHONE NUMBER	SHIPPING EMAIL ADDRESS	MODEL RESTRICTIONS
US1	SMARTLINER SHIP-THRU	TRANSITWORKS	BONNIE NEIMANIS	844-629-5238	INFO@SMARTLINERVANS.COM	SL ONLY
US5	TRANSITWORKS FLEET SHIP-THRU	TRANSITWORKS	BONNIE NEIMANIS	844-629-5238	INFO@SMARTLINERVANS.COM	NO RESTRICTION
UK1	SORTIMO BY KNAPHEIDE SHIP-THRU	KNAPHEIDE	JENNIFER BORDEWICK	217-592-5227	MASTERSOLUTIONS@KNAPHEIDE.COM	NO PV, NO CC
UK2	GRUAU BY KNAPHEIDE SHIP-THRU	KNAPHEIDE	JENNIFER BORDEWICK	217-592-5227	MASTERSOLUTIONS@KNAPHEIDE.COM	NO CV, NO PV, NO CC
UK3	KNAPHEIDE BODIES SHIP-THRU	KNAPHEIDE	JENNIFER BORDEWICK	217-592-5227	MASTERSOLUTIONS@KNAPHEIDE.COM	CC ONLY
UK5	KNAPHEIDE FLEET SHIP-THRU	KNAPHEIDE	JENNIFER BORDEWICK	217-592-5227	MASTERSOLUTIONS@KNAPHEIDE.COM	NO RESTRICTION
UA1	RANGER DESIGN SHIP-THRU	AUTO TRUCK GROUP	GABE WILKINS	866-428-8267	ATGMBORDERS@AUTOTRUCK.COM	NO PV, NO CC
UA5	AUTO TRUCK FLEET SHIP-THRU	AUTO TRUCK GROUP	GABE WILKINS	866-428-8267	ATGMBORDERS@AUTOTRUCK.COM	NO RESTRICTION

FOR MORE INFORMATION ON U-CODES, PLEASE REACH OUT TO THE UPFITTER MANAGEMENT TEAM AT

MASTERSOLUTIONS@MBUSA.COM

2017 SPRINTER | TECHNICAL SPECIFICATIONS 2500 CARGO VAN 8,550 GVW

	144" STANDARD ROOF	144" STANDARD ROOF 4X4 ⁵	144" HIGH ROOF	144" HIGH ROOF 4X4 ⁵	170" HIGH ROOF	170" HIGH ROOF 4X4 ⁵	170" EXT. HIGH ROOF	170" EXT. HIGH ROOF 4X4 ⁵
GVWR (LBS)	8,550	8,550	8,550	8,550	8,550	8,550	8,550	8,550
GAWR.F (STANDARD) (LBS)	3,970	3,970	3,970	3,970	3,970	3,970	3,970	3,970
GAWR.F (WITH A50) (LBS)	-	-	-	-	-	-	-	-
GAWR.R (LBS)	5,360	5,360	5,360	5,360	5,360	5,360	5,360	5,360
BASE CW FRONT (4-CYLINDER) (LBS)	2,954	3,241	2,976	3,252	3,087	3,373	2,998	3,285
BASE CW REAR (4-CYLINDER) (LBS)	2,083	2,094	2,127	2,138	2,348	2,370	2,557	2,579
BASE CW ³ (4-CYLINDER) (LBS)	5,038	5,335	5,104	5,390	5,434	5,743	5,556	5,864
MAXIMUM PAYLOAD (4-CYLINDER) (LBS)	3,512	3,215	3,446	3,160	3,116	2,807	2,994	2,686
UVW (LBS)	7,400	7,400	7,400	7,400	7,400	7,400	7,400	7,400
MAXIMUM TOWING (LBS)	5,000	5,000	5,000	5,000	5,000	5,000	5,000	5,000
MAXIMUM TONGUE WEIGHT(LBS)	500	500	500	500	500	500	500	500
GCWR (LBS)	13,550	13,550	13,550	13,550	13,550	13,550	13,550	13,550
VEHICLE LENGTH (IN)	233.3	233.3	233.3	233.3	274.1	274.1	289.8	289.8
VEHICLE HEIGHT (IN)	94.5	97.2	105.9	108.6	105.8	108.4	105.7	108.0
VEHICLE WIDTH (W/OUT MIRRORS) (IN)	79.7	79.7	79.7	79.7	79.7	79.7	79.7	79.7
VEHICLE WIDTH (WITH MIRRORS) (IN)	95.5	95.5	95.5	95.5	95.5	95.5	95.5	95.5
REAR OVERHANG (REAR AXLE TO END OF FRAME) (IN)	48.8	48.8	48.8	48.8	63.6	63.6	79.3	79.3
MAXIMUM CARGO BED (LENGTH AT FLOOR) (IN)	137.4	137.4	137.4	137.4	178.2	178.2	193.9	193.9
LOAD HEIGHT - UNLOADED (GROUND TO CARGO FLOOR) (IN)	27.9	30.5	27.8	30.4	27.5	30.0	27.3	29.7
LOAD HEIGHT - LOADED (GROUND TO CARGO FLOOR) (IN)	23.5	25.9	23.5	25.9	23.5	26.0	23.4	25.8
CARGO WIDTH AT WHEELHOUSE (IN)	53.1	53.1	53.1	53.1	53.1	53.1	53.1	53.1
MAX. FLOOR WIDTH (IN)	70.1	70.1	70.1	70.1	70.1	70.1	70.1	70.1
LOADING AREA (SQ FT)	53.1	53.1	53.1	53.1	72.7	72.7	80.1	80.1
MAX. INTERIOR HEIGHT (NO TRIM) (IN)	66.5	66.5	77.8	77.8	77.8	77.8	77.8	77.8
MAX. INTERIOR HEIGHT (W/INTERIOR TRIM) (IN)	64.0	64.0	75.4	75.4	75.4	75.4	75.4	75.4
CARGO VOLUME (BEHIND LAST ROW OF SEATS) ⁴ (CU FT)	319.1	319.1	373.7	373.7	486.5	486.5	530.0	530.0
FRONT OVERHANG BA (IN)	All vehicles 40.2							
SIDE DOOR OPENING (HEIGHT/WIDTH) (IN)	Vehicles with standard roof 59.8/51.2 Vehicles with high roof 71.7/51.2							
REAR DOOR OPENING (HEIGHT/WIDTH) (IN)	Vehicles with standard roof 60.6/61.5 Vehicles with high roof 72.4/61.5							
GROUND CLEARANCE (RUNNING) (IN)	All vehicles 7.9							
WADING DEPTH (IN)	All RWD vehicles 19.7 All 4x4 vehicles 24.0							
TURNING CIRCLE CURB TO CURB/ WALL TO WALL (FT)	Vehicles with 144" wheelbase 44.6/47.6 Vehicles with 170" wheelbase 51.5/54.8							
TIRES AND LOAD RATINGS	All vehicles LT245/75R16 120/116							
RIM	All vehicles 6.5 J x 16							

3 Base curb weight does not include driver weight but all liquids and 100% fuel. 4 Cargo volume is based on SAE J1100 (measured behind last row of seats & w/out partition). 5 4x4 has 6CE engine.

2017 SPRINTER | TECHNICAL SPECIFICATIONS 3500 CARGO VAN 9,990 GVW + DUAL REAR WHEEL

	144" HIGH ROOF	170" HIGH ROOF	170" EXT. HIGH ROOF
GVWR (LBS)	9,990	9,990	9,990
GAWR.F (STANDARD) (LBS)	4,080	4,080	4,080
GAWR.F (WITH A50) (LBS)	4,410	4,410	4,410
GAWR.R (LBS)	7,060	7,060	7,060
BASE CW FRONT (4-CYLINDER) (LBS)	3,042	3,164	3,075
BASE CW REAR (4-CYLINDER) (LBS)	2,491	2,745	2,998
BASE CW ³ (4-CYLINDER) (LBS)	5,534	5,908	6,074
MAXIMUM PAYLOAD (4-CYLINDER) (LBS)	4,456	4,082	3,916
UVW (LBS)	7,400	7,400	7,400
MAXIMUM TOWING (LBS)	7,500	7,500	5,000
MAXIMUM TONGUE WEIGHT (LBS)	750	750	500
GCWR (LBS)	15,250	15,250	14,990
VEHICLE LENGTH (IN)	233.3	274.1	289.8
VEHICLE HEIGHT (IN)	107.3	107.0	106.8
VEHICLE WIDTH (W/OUT MIRRORS) (IN)	79.7	79.7	79.7
VEHICLE WIDTH (WITH MIRRORS) (IN)	95.5	95.5	95.5
REAR OVERHANG (REAR AXLE TO END OF FRAME) (IN)	48.8	63.6	79.3
MAXIMUM CARGO BED LENGTH AT FLOOR (IN)	137.4	178.2	193.9
LOAD HEIGHT - UNLOADED (GROUND TO CARGO FLOOR) (IN)	29.3	28.7	28.5
LOAD HEIGHT - LOADED (GROUND TO CARGO FLOOR) (IN)	24.4	24.4	24.4
CARGO WIDTH AT WHEELHOUSE (IN)	38.5	38.5	38.5
MAX. FLOOR WIDTH (IN)	70.1	70.1	70.1
LOADING AREA (SQ FT)	49.4	68.9	76.4
MAX. INTERIOR HEIGHT (NO TRIM) (IN)	77.8	77.8	77.8
MAX. INTERIOR HEIGHT (W/INTERIOR TRIM) (IN)	75.4	75.4	75.4
CARGO VOLUME (BEHIND LAST ROW OF SEATS) ⁴ (CU FT)	329.3	428.7	467.0
FRONT OVERHANG BA (IN)	All vehicles 40.2		
SIDE DOOR OPENING (HEIGHT/WIDTH) (IN)	All vehicles 71.7/51.22		
REAR DOOR OPENING (HEIGHT/WIDTH) (IN)	All vehicles 72.4/61.5		
GROUND CLEARANCE (RUNNING) (IN)	All vehicles 7.8		
WADING DEPTH (IN)	All vehicles 19.7		
TURNING CIRCLE CURB TO CURB/WALL TO WALL (FT)	Vehicles with 144" wheelbase 44.6/47.6 Vehicles with 170" wheelbase 51.5/54.8		
TIRES AND LOAD RATINGS	All vehicles: LT215/85R16 115/112		
RIM	All vehicles: 5.5 J x 16		

3 Base curb weight does not include driver weight but all liquids and 100% fuel. 4 Cargo volume is based on SAE J1100 (measured behind last row of seats & w/out partition). 5 4x4 has 6CE engine.

2017 SPRINTER | TECHNICAL SPECIFICATIONS 3500 CARGO VAN 9,990 GVW + SUPER SINGLE REAR TIRES

	144" HIGH ROOF	170" HIGH ROOF	170" EXT. HIGH ROOF
GVWR (LBS)	9,990	9,990	9,990
GAWR.F (STANDARD) (LBS)	4,080	4,080	4,080
GAWR.F (WITH A50) (LBS)	4,410	4,410	4,410
GAWR.R (LBS)	7,060	7,060	7,060
BASE CW FRONT (4-CYLINDER) (LBS)	3,031	3,153	3,075
BASE CW REAR (4-CYLINDER) (LBS)	2,403	2,668	2,910
BASE CW ³ (4-CYLINDER) (LBS)	5,434	5,820	5,986
MAXIMUM PAYLOAD (4-CYLINDER) (LBS)	4,556	4,170	4,004
UVW (LBS)	9,580	9,580	9,580
MAXIMUM TOWING (LBS)	7,500	7,500	5,000
MAXIMUM TONGUE WEIGHT (LBS)	750	750	500
GCWR (LBS)	15,250	15,250	15,140
VEHICLE LENGTH (IN)	233.3	274.1	289.8
VEHICLE HEIGHT (IN)	107.5	107.3	107.2
VEHICLE WIDTH (W/OUT MIRRORS) (IN)	79.7	79.7	79.7
VEHICLE WIDTH (WITH MIRRORS) (IN)	95.5	95.5	95.5
REAR OVERHANG (REAR AXLE TO END OF FRAME) (IN)	48.8	63.6	79.3
MAXIMUM CARGO BED LENGTH AT FLOOR (IN)	137.4	178.2	193.9
LOAD HEIGHT - UNLOADED (GROUND TO CARGO FLOOR) (IN)	29.6	29.0	28.8
LOAD HEIGHT - LOADED (GROUND TO CARGO FLOOR) (IN)	24.7	24.7	24.7
CARGO WIDTH AT WHEELHOUSE (IN)	48.3	48.3	48.3
MAX. FLOOR WIDTH (IN)	70.1	70.1	70.1
LOADING AREA (SQ FT)	53.1	72.7	80.1
MAX. INTERIOR HEIGHT (NO TRIM) (IN)	77.8	77.8	77.8
MAX. INTERIOR HEIGHT (W/INTERIOR TRIM) (IN)	75.4	75.4	75.4
CARGO VOLUME (BEHIND LAST ROW OF SEATS) ⁴ (CU FT)	359.4	467.8	509.7
FRONT OVERHANG BA (IN)	All vehicles 40.2		
SIDE DOOR OPENING (HEIGHT/WIDTH) (IN)	All vehicles 71.7/51.2		
REAR DOOR OPENING (HEIGHT/WIDTH) (IN)	All vehicles 72.4/61.5		
GROUND CLEARANCE (RUNNING) (IN)	All vehicles 7.8		
WADING DEPTH (IN)	All vehicles 19.7		
TURNING CIRCLE CURB TO CURB/WALL TO WALL (FT)	Vehicles with 144" wheelbase 44.6/47.6 Vehicles with 170" wheelbase 51.5/54.8		
TIRES AND LOAD RATINGS	Front: 205/65 R16C Rear: 285/65 R16C		
RIM	Front: 6.5 J x 16 Rear: 8.5 J x 16		

3 Base curb weight does not include driver weight but all liquids and 100% fuel. 4 Cargo volume is based on SAE J1100 (measured behind last row of seats & w/out partition). 5 4x4 has 6CE engine.

2017 SPRINTER | TECHNICAL SPECIFICATIONS 3500 XD CARGO VAN 11,030 GVW

	144" HIGH ROOF	144" HIGH ROOF 4X4 ⁵	170" HIGH ROOF	170" HIGH ROOF 4X4 ⁵	170" SUPER HIGH ROOF	170" EXT. HIGH ROOF	170" EXT. HIGH ROOF 4X4 ⁵	170" EXT. SUPER HIGH ROOF
GVWR (LBS)	11,030	11,030	11,030	11,030	11,030	11,030	11,030	11,030
GAWR.F (STANDARD) (LBS)	4,080	4,080	4,080	4,080	4,080	4,080	4,080	4,080
GAWR.F (WITH A50) (LBS)	4,410	-	4,410	-	4,410	4,410	-	4,410
GAWR.R (LBS)	7,720	7,720	7,720	7,720	7,060	7,720	7,720	7,060
BASE CW FRONT (4-CYLINDER) (LBS)	3,031	3,307	3,153	3,439	3,109	3,064	3,351	3,031
BASE CW REAR (4-CYLINDER) (LBS)	2,491	2,524	2,745	2,778	2,679	2,998	3,031	2,921
BASE CW ³ (4-CYLINDER) (LBS)	5,523	5,831	5,897	6,217	5,787	6,063	6,382	5,952
MAXIMUM PAYLOAD (4-CYLINDER) (LBS)	5,507	5,199	5,133	4,813	4,353	4,967	4,648	4,188
UVW (LBS)	10,470	10,470	10,470	10,470	9,580	10,470	10,470	9,580
MAXIMUM TOWING (LBS)	7,500	7,500	7,500	7,500	7,500	5,000	5,000	5,000
MAXIMUM TONGUE WEIGHT (LBS)	750	750	750	750	750	500	500	500
GCWR (LBS)	15,250	15,250	15,250	15,250	15,250	15,250	15,250	15,140
VEHICLE LENGTH (IN)	233.3	233.3	274.1	274.1	274.1	289.8	289.8	289.8
VEHICLE HEIGHT (IN)	107.3	108.5	107.0	108.4	115.5	106.8	108.1	115.4
VEHICLE WIDTH (W/OUT MIRRORS) (IN)	79.7	79.7	79.7	79.7	79.7	79.7	79.7	79.7
VEHICLE WIDTH (WITH MIRRORS) (IN)	95.5	95.5	95.5	95.5	95.5	95.5	95.5	95.5
REAR OVERHANG (REAR AXLE TO END OF FRAME) (IN)	48.8	48.8	63.6	63.6	63.6	79.3	79.3	79.3
MAXIMUM CARGO BED LENGTH AT FLOOR (IN)	137.4	137.4	178.2	178.2	178.2	193.9	193.9	193.9
LOAD HEIGHT - UNLOADED (GROUND TO CARGO FLOOR) (IN)	29.3	30.4	28.7	30.0	29.0	28.5	29.8	28.8
LOAD HEIGHT - LOADED (GROUND TO CARGO FLOOR) (IN)	24.4	25.6	24.4	25.7	24.7	24.4	25.5	24.7
CARGO WIDTH AT WHEELHOUSE (IN)	38.5	38.5	38.5	38.5	38.5	38.5	38.5	48.3
MAX. FLOOR WIDTH (IN)	70.1	70.1	70.1	70.1	70.1	70.1	70.1	70.1
LOADING AREA (SQ FT)	49.4	49.4	68.9	68.9	68.9	76.4	76.4	80.1
MAX. INTERIOR HEIGHT (NO TRIM) (IN)	77.8	77.8	77.8	77.8	87.3	77.8	77.8	87.3
MAX. INTERIOR HEIGHT (W/INTERIOR TRIM) (IN)	75.4	75.4	75.4	75.4	-	75.4	75.4	-
CARGO VOLUME (BEHIND LAST ROW OF SEATS) ⁴ (CU FT)	329.3	329.3	428.7	428.7	474.0	467.0	467.0	563.6
FRONT OVERHANG BA (IN)	All vehicles 40.2							
SIDE DOOR OPENING (HEIGHT/WIDTH) (IN)	Vehicles with high and super high roof 71.7/51.2							
REAR DOOR OPENING (HEIGHT/WIDTH) (IN)	Vehicles with high and super high roof 72.4/61.5							
GROUND CLEARANCE (RUNNING) (IN)	All vehicles 7.8							
WADING DEPTH (IN)	All RWD vehicles 19.7 All 4x4 vehicles 24.0							
TURNING CIRCLE CURB TO CURB/ WALL TO WALL (FT)	Vehicles with 144" wheelbase 44.6/47.6 Vehicles with 170" wheelbase 51.5/54.8							
TIRES AND LOAD RATINGS	All vehicles LT215/85R16 115/112							
RIM	All vehicles 5.5 J x 16							

3 Base curb weight does not include driver weight but all liquids and 100% fuel. 4 Cargo volume is based on SAE J1100 (measured behind last row of seats & w/out partition). 5 4x4 has 6CE engine.

2017 SPRINTER | TECHNICAL SPECIFICATIONS 2500 CREW VAN 8,550 GVW

	144" STANDARD ROOF	144" STANDARD ROOF 4X4 ⁵	144" HIGH ROOF	144" HIGH ROOF 4X4 ⁵	170" HIGH ROOF	170" HIGH ROOF 4X4 ⁵
GVWR (LBS)	8,550	8,550	8,550	8,550	8,550	8,550
GAWR.F (STANDARD) (LBS)	3,970	3,970	3,970	3,970	3,970	3,970
GAWR.F (WITH A50) (LBS)	-	-	-	-	-	-
GAWR.R (LBS)	5,360	5,360	5,360	5,360	5,360	5,360
BASE CW FRONT (4-CYLINDER) (LBS)	3,009	3,296	3,031	3,307	3,164	3,439
BASE CW REAR (4-CYLINDER) (LBS)	2,304	2,271	2,348	2,326	2,590	2,568
BASE CW ³ (4-CYLINDER) (LBS)	5,313	5,567	5,379	5,633	5,754	6,008
MAXIMUM PAYLOAD (4-CYLINDER) (LBS)	3,237	2,983	3,171	2,917	2,796	2,542
UVW (LBS)	7,400	7,400	7,400	7,400	7,400	7,400
MAXIMUM TOWING (LBS)	5,000	5,000	5,000	5,000	5,000	5,000
MAXIMUM TONGUE WEIGHT (LBS)	500	500	500	500	500	500
GCWR (LBS)	13,550	13,550	13,550	13,550	13,550	13,550
VEHICLE LENGTH (IN)	233.3	233.3	233.3	233.3	274.1	274.1
VEHICLE HEIGHT (IN)	94.3	97.0	105.7	108.3	105.5	108.0
VEHICLE WIDTH (W/OUT MIRRORS) (IN)	79.7	79.7	79.7	79.7	79.7	79.7
VEHICLE WIDTH (WITH MIRRORS) (IN)	95.5	95.5	95.5	95.5	95.5	95.5
REAR OVERHANG (REAR AXLE TO END OF FRAME) (IN)	48.8	48.8	48.8	48.8	63.6	63.6
MAXIMUM CARGO BED LENGTH AT FLOOR (IN)	101.2	101.2	101.2	101.2	142.0	142.0
LOAD HEIGHT - UNLOADED (GROUND TO CARGO FLOOR) (IN)	27.6	30.3	27.6	30.2	27.2	29.7
LOAD HEIGHT - LOADED (GROUND TO CARGO FLOOR) (IN)	23.5	25.9	23.5	25.9	23.5	26.0
CARGO WIDTH AT WHEELHOUSE (IN)	53.1	53.1	53.1	53.1	53.1	53.1
MAX. FLOOR WIDTH (IN)	70.1	70.1	70.1	70.1	70.1	70.1
LOADING AREA (SQ FT)	40.6	40.6	40.6	40.6	60.2	60.2
MAX. INTERIOR HEIGHT (NO TRIM) (IN)	-	-	-	-	-	-
MAX. INTERIOR HEIGHT (W/INTERIOR TRIM) (IN)	64.0	64.0	75.4	75.4	75.4	75.4
CARGO VOLUME (BEHIND LAST ROW OF SEATS) ⁴ (CU FT)	220.1	220.1	259.4	259.4	367.5	367.5
FRONT OVERHANG BA (IN)	All vehicles 40.2					
SIDE DOOR OPENING (HEIGHT/WIDTH) (IN)	Vehicles with standard roof 59.8/51.2 Vehicles with high roof 71.7/51.2					
REAR DOOR OPENING (HEIGHT/WIDTH) (IN)	Vehicles with standard roof 60.6/61.5 Vehicles with high roof 72.4/61.5					
GROUND CLEARANCE (RUNNING) (IN)	All vehicles 7.9					
WADING DEPTH (IN)	All rear-wheel drive vehicles 19.7 All 4x4 vehicles 24.0					
TURNING CIRCLE CURB TO CURB/WALL TO WALL (FT)	Vehicles with 144" wheelbase 44.6/47.6 Vehicles with 170" wheelbase 51.5/54.8					
TIRES AND LOAD RATINGS	All vehicles LT245/75R16 120/116					
RIM	All vehicles 6.5 J x 16					

3 Base curb weight does not include driver weight but all liquids and 100% fuel. 4 Cargo volume is based on SAE J1100 (measured behind last row of seats & w/out partition). 5 4x4 has 6CE engine.

2017 SPRINTER | TECHNICAL SPECIFICATIONS 2500 PASSENGER VAN 8,550 GVW


	144" STANDARD ROOF A/C	144" STANDARD ROOF A/C + 4X4 ⁵	144" HIGH ROOF A/C	144" HIGH ROOF A/C + 4X4 ⁵	170" HIGH ROOF A/C
GVWR (LBS)	8,550	8,550	8,550	8,550	8,550
GAWR.F (STANDARD) (LBS)	3,970	3,970	3,970	3,970	3,970
GAWR.F (WITH A50) (LBS)	-	-	-	-	-
GAWR.R (LBS)	5,360	5,360	5,360	5,360	5,360
BASE CW FRONT (4-CYLINDER) (LBS)	3,098	3,352	3,109	3,395	3,307
BASE CW REAR (4-CYLINDER) (LBS)	2,690	2,679	2,745	2,712	2,921
BASE CW ³ (4-CYLINDER) (LBS)	5,787	6,030	5,853	6,107	6,228
MAXIMUM PAYLOAD (4-CYLINDER) (LBS)	2,763	2,520	2,697	2,443	2,322
UVW (LBS)	7,400	7,400	7,400	7,400	7,400
MAXIMUM TOWING (LBS)	5,000	5,000	5,000	5,000	5,000
MAXIMUM TONGUE WEIGHT (LBS)	500	500	500	500	500
GCWR (LBS)	13,550	13,550	13,550	13,550	13,550
VEHICLE LENGTH (IN)	233.3	233.3	233.3	233.3	274.1
VEHICLE HEIGHT (IN)	100.6	103.2	110.5	113.5	110.0
VEHICLE WIDTH (W/OUT MIRRORS) (IN)	79.7	79.7	79.7	79.7	79.7
VEHICLE WIDTH (WITH MIRRORS) (IN)	95.5	95.5	95.5	95.5	95.5
REAR OVERHANG (REAR AXLE TO END OF FRAME) (IN)	48.8	48.8	48.8	48.8	63.6
MAXIMUM CARGO BED LENGTH AT FLOOR (IN)	33.7	33.7	33.7	33.7	74.4
LOAD HEIGHT - UNLOADED (GROUND TO CARGO FLOOR) (IN)	27.1	29.7	27.0	29.5	26.7
LOAD HEIGHT - LOADED (GROUND TO CARGO FLOOR) (IN)	23.5	25.9	23.5	25.9	23.5
CARGO WIDTH AT WHEELHOUSE (IN)	53.1	53.1	53.1	53.1	53.1
MAX. FLOOR WIDTH (IN)	70.1	70.1	70.1	70.1	70.1
LOADING AREA (SQ FT)	13.5	13.5	13.5	13.5	30.1
MAX. INTERIOR HEIGHT (NO TRIM) (IN)	-	-	-	-	-
MAX. INTERIOR HEIGHT (W/INTERIOR TRIM) (IN)	64.1	64.1	75.5	75.5	75.5
CARGO VOLUME (BEHIND LAST ROW OF SEATS) ⁴ (CU FT)	68.6	68.6	80.8	80.8	190.3
FRONT OVERHANG BA (IN)	All vehicles 40.2				
SIDE DOOR OPENING (HEIGHT/WIDTH) (IN)	Vehicles with standard roof 59.8/51.2 Vehicles with high roof 71.7/51.2				
REAR DOOR OPENING (HEIGHT/WIDTH) (IN)	Vehicles with standard roof 60.6/61.5 Vehicles with high roof 72.4/61.5				
GROUND CLEARANCE (RUNNING) (IN)	All vehicles 7.9				
WADING DEPTH (IN)	All rear-wheel drive vehicles 19.7 All 4x4 vehicles 24.0				
TURNING CIRCLE CURB TO CURB/WALL TO WALL (FT)	Vehicles with 144" wheelbase 44.6/47.6 Vehicles with 170" wheelbase 51.5/54.8				
TIRES AND LOAD RATINGS	All vehicles LT245/75R16 120/116				
RIM	All vehicles 6.5 J x 16				

3 Base curb weight does not include driver weight but all liquids and 100% fuel. 4 Cargo volume is based on SAE J1100 (measured behind last row of seats & w/out partition). 5 4x4 has 6CE engine.

2017 SPRINTER | TECHNICAL SPECIFICATIONS 3500 XD CAB CHASSIS/CUTAWAY 11,030 GVW

	144" CAB CHASSIS	170" CAB CHASSIS
GVWR (LBS)	11,030	11,030
GAWR.F (STANDARD) (LBS)	4,080	4,080
GAWR.F (WITH A50) (LBS)	4,410	4,410
GAWR.R (LBS)	7,720	7,720
BASE CW FRONT (4-CYLINDER) (LBS)	2,965	3,031
BASE CW REAR (4-CYLINDER) (LBS)	1,664	1,687
BASE CW ³ (4-CYLINDER) (LBS)	4,630	4,718
MAXIMUM PAYLOAD (4-CYLINDER) (LBS)	6,400	6,312
UVW (LBS)	10,470	10,470
MAXIMUM TOWING (LBS)	7,500	7,500
MAXIMUM TONGUE WEIGHT (LBS)	750	750
GCWR (LBS)	15,250	15,250
VEHICLE LENGTH (IN)	240.3	270.2
VEHICLE HEIGHT (IN)	95.5	95.1
VEHICLE WIDTH (W/OUT MIRRORS) (IN)	79.7	79.7
VEHICLE WIDTH (WITH MIRRORS) (IN)	95.5	95.5
REAR OVERHANG (REAR AXEL TO END OF FRAME) (IN)	55.8	59.7
CAB TO BODY CLEARANCE (IN)	2.0	2.0
CAB LENGTH (IN)	99.3	99.3
FRAME WIDTH (IN)	39.2 / 30.4	39.2 / 30.4
FRAME HEIGHT NORMAL/LOADED (IN)	26.8 / 33.6	26.8 / 33.6
MAX. BODY LENGTH (IN/FT)	155.2" / 13'	194.2" / 16.2'
MAX. BODY WIDTH (IN)	96"	96"
MAX. BODY HIEGHT (IN)	85"	85"
MAX. OVERHANG (FROM REAR AXLE) (IN)	72"	85"
TOP OF FRAME TO TOP OF CAB (IN)	64.1	64.1
TIRE TRACK FRONT (IN)	67.2	67.2
TIRE TRACK REAR (IN)	60.9	60.9
GROUND CLEARANCE (RUNNING) (IN)	All vehicles 7.8	
TURNING CIRCLE CURB TO CURB/WALL TO WALL (FT)	144" wheelbase 44.6 / 47.6 170" wheelbase 51.5 / 54.8	
TIRES AND LOAD RATINGS	All vehicles LT215/85R16 115/112	
RIM	All vehicles 5.5 J x 16	

³ Base curb weight does not include driver weight but all liquids and 100% fuel.




**4-CYLINDER ENGINE/7-SPEED TRANSMISSION
(STANDARD)**

- CL9 ECO power steering pump
- G42 7G-TRONIC Automatic Transmission
- KP1 Fuel pump, electric
- MG3 Engine 2.1 L 4-Cylinder turbo diesel
- MH5 Emissions EPA 14/CARB
- M47 Alternator management
- N81 Refrigerant compressor (KMV)

PRICE: STANDARD ON SELECT MODELS

4CE



6-CYLINDER ENGINE/5-SPEED TRANSMISSION

- G40 5-Speed Automatic Transmission
- MG5 Engine 3.0 L V6 turbo diesel
- MH7 Emissions EPA 16/CARB
- MV6 "V6" badge on right rear cargo door
- M46 Alternator 14 V/220 A

PRICE: STANDARD ON SELECT MODELS

6CE

2017 SPRINTER | EXTERIOR PAINT & UPHOLSTERY

NON-METALLIC		040 JET BLACK \$990		136 GRAY WHITE \$620
		147 ARCTIC WHITE (NO CHARGE)		160 STONE GRAY \$620
		224 GRAPHITE GRAY \$620		243 CALCITE YELLOW \$620
		362 BRILLIANT BLUE \$620		389 STEEL BLUE (NO CHARGE)
		432 FLAME RED \$620		524 BLACK BLUE \$990
		583 VELVET RED (NO CHARGE)		589 JUPITER RED (NO CHARGE)
		701 PEBBLE GRAY (NO CHARGE)		708 SILVER GRAY \$620
		709 BLUE GRAY (NO CHARGE)		830 AQUA GREEN (NO CHARGE)
		957 VANDA BLUE \$620		
	METALLIC		197 OBSIDIAN BLACK METALLIC \$990	
		744 BRILLIANT SILVER METALLIC \$990		755 TENORITE GRAY METALLIC \$990
		759 GRAPHITE GRAY METALLIC \$990		764 PEARL SILVER METALLIC \$990
		890 CAVANSITE BLUE METALLIC \$990		
FLEET ONLY		212 BROOM YELLOW ⁶ \$620		410 EARTH BROWN ⁶ \$620
		424 SOLAR GREEN ⁶ \$620		635 COCA COLA RED ⁶ \$990

IMPORTANT: PAINT COLORS ARE RESTRICTED TO THE FOLLOWING FOR PASSENGER VANS: 040, 147, 197, 243, 701, 744, 759, 764 AND 890.

CARGO, CREW, CAB CHASSIS

UPHOLSTERY	MSRP	STANDARD	\$70
	COLOR	VY2 TUNJA BLACK FABRIC	VU9 BLACK LEATHERETTE

PASSENGER

UPHOLSTERY	MSRP	STANDARD	\$335
	COLOR	VY2 TUNJA BLACK FABRIC	VU9 BLACK LEATHERETTE

⁶ Fleet orders only.

2017 SPRINTER | SUSPENSION MATRIX

PASSENGER VAN	STANDARD ROOF 144"	HIGH ROOF 144"	HIGH ROOF 170"	HIGH ROOF 170" EXT
	X17 (STANDARD SUSPENSION)			-
TYPICAL TOTAL LOAD (CARGO+PASS)	Heavy Load (with 12 occupants)			
CENTER OF GRAVITY	Normal			
WEIGHT DISTRIBUTION	Even			
NOTES	PV has CF4, b/c 8,550 GVWR is near the maximum when all 12 passengers + cargo in a typical application.			
2500 CARGO VAN	STANDARD ROOF 144"	HIGH ROOF 144"	HIGH ROOF 170"	HIGH ROOF 170" EXT
	-	-	Standard Suspension	
TYPICAL TOTAL LOAD (UPFIT+CARGO+PASS)	-	-	Small to medium	
CENTER OF GRAVITY (LOAD/UPFIT)	-	-	Low to normal	
WEIGHT DISTRIBUTION (LOAD/UPFIT)	-	-	Any	
	X19 (STANDARD FOR 144)		X19 PACKAGE	
TYPICAL TOTAL LOAD (UPFIT+CARGO+PASS)	Medium to maximum		Medium to maximum	
CENTER OF GRAVITY (LOAD/UPFIT)	Normal		Normal	
WEIGHT DISTRIBUTION (LOAD/UPFIT)	Any		Even	
	X17 PACKAGE			
TYPICAL TOTAL LOAD (UPFIT+CARGO+PASS)	Maximum			
CENTER OF GRAVITY (LOAD/UPFIT)	High (roof mounts or high cabinets)			
WEIGHT DISTRIBUTION (LOAD/UPFIT)	Any			
3500 CARGO VAN	LOW ROOF 144"	HIGH ROOF 144"	HIGH ROOF 170"	HIGH ROOF 170" EXT
	-	Standard Suspension		
TYPICAL TOTAL LOAD (UPFIT+CARGO+PASS)	-	Small to medium		
CENTER OF GRAVITY (LOAD/UPFIT)	-	Low to normal		
WEIGHT DISTRIBUTION (LOAD/UPFIT)	-	Any		
	X19 PACKAGE			
TYPICAL TOTAL LOAD (UPFIT+CARGO+PASS)	-	Medium to maximum		
CENTER OF GRAVITY (LOAD/UPFIT)	-	Normal		
WEIGHT DISTRIBUTION (LOAD/UPFIT)	-	Even		
	X20 PACKAGE			
TYPICAL TOTAL LOAD (CARGO+PASS)	-	Maximum		
CENTER OF GRAVITY	-	High		
WEIGHT DISTRIBUTION	-	Near or beyond rear axle		
NOTES	-	Upfits and loads past the rear axle can benefit here		
	X17 PACKAGE			
TYPICAL TOTAL LOAD (CARGO+PASS)	-	High to Maximum		
CENTER OF GRAVITY	-	Very high (roof mounts or high cabinets)		
WEIGHT DISTRIBUTION	-	Even or toward front axle		
NOTES	-	Optional A50, to have increased weight distribution toward front		

2017 SPRINTER | SUSPENSION MATRIX (CONTINUED)

CAB CHASSIS		LONG & LOW (E.G., FLATBED)	TALL & WIDE (E.G., BOX BODY)	TALL, WIDE & LONG (E.G., BOX BODY WITH LONG OVERHANG)
		X20 PACKAGE	X17 PACKAGE	X18 PACKAGE
TYPICAL TOTAL LOAD (CARGO+PASS)		Any	Any	Maximum
CENTER OF GRAVITY		Low to normal	High	High
WEIGHT DISTRIBUTION		Any	Even or toward the front axle	Any, but especially past the rear axle
NOTES			Optional A50, to have increased weight distribution toward front	
			X18 PACKAGE	
TYPICAL TOTAL LOAD (CARGO+PASS)			Maximum	
CENTER OF GRAVITY			High	
WEIGHT DISTRIBUTION			Any, but especially past the rear axle	
NOTES			Optional A50, to have increased weight distribution toward front	

2017 SPRINTER | STANDARD EQUIPMENT 2500 CARGO VAN



144" 4C	144" 6C	144" 4X4	170" 4C	170" 6C	170" 4X4	170" E 4C	170" E 6C	170" 4X4
M2CA44	M2CA46	M2CA4X	M2CA74	M2CA76	M2CA7X	M2CAE4	M2CAE6	M2CAEX
F2CA44	F2CA46	F2CA4X	F2CA74	F2CA76	F2CA7X	F2CAE4	F2CAE6	F2CAEX
906.633	906.633	906.633	906.635	906.635	906.635	906.637	906.637	906.637

ENGINE										
4-CYL ENGINE/7-SPEED TRANSMISSION										
CL9	ECO POWER STEERING PUMP	S	-	-	S	-	-	S	-	-
ED4	AGM BATTERY 12 V 95 AH 850 A	S	-	-	S	-	-	S	-	-
G42	7G-TRONIC TRANSMISSION, 7-SPEED	S	-	-	S	-	-	S	-	-
KA8	PARTICLE SENSOR	S	-	-	S	-	-	S	-	-
KP1	FUEL PUMP, ELECTRIC	S	-	-	S	-	-	S	-	-
MG3	ENGINE 2.1 L 4-CYLINDER TURBO DIESEL	S	-	-	S	-	-	S	-	-
MH5	EMISSIONS EPA 14/CARB	S	-	-	S	-	-	S	-	-
M40	ALTERNATOR 14 V/200 A	S	-	-	S	-	-	S	-	-
M47	ALTERNATOR MANAGEMENT	S	-	-	S	-	-	S	-	-
N81	REFRIGERANT COMPRESSOR (KMV)	S	-	-	S	-	-	S	-	-
6-CYL ENGINE/5-SPEED TRANSMISSION										
EE8	BATTERY 12 V 100 A	-	S	S	-	S	S	-	S	S
G40	5-SPEED AUTOMATIC TRANSMISSION	-	S	S	-	S	S	-	S	S
MH7	EMISSIONS EPA 16/CARB	-	S	S	-	S	S	-	S	S
MG5	ENGINE 3.0 L V6 TURBO DIESEL	-	S	S	-	S	S	-	S	S
M46	ALTERNATOR 14 V/220 A	-	S	S	-	S	S	-	S	S
4X4 SYSTEM		-	-	+\$7,495	-	-	+\$7,495	-	-	+\$7,495
T75	DOOR-MOUNTED ASSIST HANDLES, DRIVER AND PASSENGER	-	-	S	-	-	S	-	-	S
ZG3	4X4 - HIGH RANGE T-CASE W/LOW GEAR	-	-	S	-	-	S	-	-	S

STANDARD EQUIPMENT

2017 SPRINTER | STANDARD EQUIPMENT 2500 CARGO VAN

144" 4C	144" 6C	144" 4X4	170" 4C	170" 6C	170" 4X4	170" E 4C	170" E 6C	170" 4X4
M2CA44	M2CA46	M2CA4X	M2CA74	M2CA76	M2CA7X	M2CAE4	M2CAE6	M2CAEX
F2CA44	F2CA46	F2CA4X	F2CA74	F2CA76	F2CA7X	F2CAE4	F2CAE6	F2CAEX
906.633	906.633	906.633	906.635	906.635	906.635	906.637	906.637	906.637

EQUIPMENT										
AR2	AXLE RATIO 3.923	S	S	S	S	S	S	S	S	S
BB9	ELECTRONIC STABILITY PROGRAM (ESP9I)	S	S	S	S	S	S	S	S	S
CF2	SUSPENSION W/FRONT AND REAR STABILIZERS	S	S	-	-	-	-	-	-	-
CL1	ADJUSTABLE STEERING WHEEL (ANGLE) WITH STANDARD SHIFT PADDLES	S	S	S	S	S	S	S	S	S
C38	REAR SPRING FOR 8,550 LBS GVWR MODEL	S	S	-	S	S	-	S	S	-
C40	STABILIZER, FRONT AXLE	-	-	-	S	S	-	S	S	-
C42	STABILIZER, REAR AXLE, UNDER FRAME	S	S	S	-	-	S	-	-	S
C45	STABILIZER, REINFORCED AT FRONT AXLE	S	S	S	-	-	S	-	-	S
C47	SHOCK ABSORBERS REINFORCED	S	S	-	S	S	-	S	S	-
D03	HIGH ROOF	O	O	O	S	S	S	S	S	S
D93	OMISSION BULKHEAD	S	S	S	S	S	S	S	S	S
ED8	PRE-INSTALLATION PSM	S	S	S	S	S	S	S	S	S
EK1	BODY BUILDER CONNECTOR	S	S	S	S	S	S	S	S	S
EL8	SPEAKERS, 5 FRONT AUDIO	S	S	S	S	S	S	S	S	S
EN7	AUDIO 15 - AM/FM RADIO, USB, AUX, BLUETOOTH®, 5.8" SCREEN	S	S	S	S	S	S	S	S	S
ES0	JUMP START TERMINAL	S	S	S	S	S	S	S	S	S
E07	HILL-START ASSIST	S	S	S	S	S	S	S	S	S
E30	STARTER BATTERY DISCONNECT	S	S	S	S	S	S	S	S	S
FF5	SHELF ABOVE WINDSHIELD	S	S	S	S	S	S	S	S	S
FG8	CUP HOLDER FRONT	S	S	S	S	S	S	S	S	S
FI1	REMOTE KEY (315 MHZ) W/CENTRAL LOCKING	S	S	S	S	S	S	S	S	S
F61	INTERIOR REAR VIEW MIRROR	S	S	S	S	S	S	S	S	S
F66	LOCKABLE GLOVE COMPARTMENT	S	S	S	S	S	S	S	S	S
HH2	HEATER, AUXILIARY ELECTRIC HOT AIR	S	S	S	S	S	S	S	S	S
HH9	AIR CONDITION, FRONT	S	S	S	S	S	S	S	S	S
H20	HEAT-INSULATING GLASS	S	S	S	S	S	S	S	S	S
JA8	CROSSWIND ASSIST	S	S	S	S	S	S	S	S	S
J11	SPEEDOMETER, MILES/KM	S	S	S	S	S	S	S	S	S
J58	SEAT BELT REMINDER, DRIVER	S	S	S	S	S	S	S	S	S
J65	OUTSIDE TEMPERATURE GAUGE	S	S	S	S	S	S	S	S	S
KB7	24.5 GALLON FUEL TANK	S	S	S	S	S	S	S	S	S
KL1	AUX FUEL SENDING UNIT W/ FUEL TAP	S	S	S	S	S	S	S	S	S
KL5	FUEL FILTER WITH WATER SEPARATOR	S	S	S	S	S	S	S	S	S
K60	EXHAUST STRAIGHT TO REAR	S	S	S	S	S	S	S	S	S
LB5	THIRD BRAKE LIGHT	S	S	S	S	S	S	S	S	S
LG6	DAYTIME DRIVING LIGHTS	S	S	S	S	S	S	S	S	S
L65	INTERIOR LIGHTS, CARGO/PASSENGER COMPARTMENT	S	S	S	S	S	S	S	S	S
L94	PARKING LIGHTS DELETION	S	S	S	S	S	S	S	S	S
P47	FRONT MUD FLAPS	S	S	S	S	S	S	S	S	S

STANDARD EQUIPMENT

2017 SPRINTER | STANDARD EQUIPMENT 2500 CARGO VAN



144" 4C	144" 6C	144" 4X4	170" 4C	170" 6C	170" 4X4	170" E 4C	170" E 6C	170" 4X4
M2CA44	M2CA46	M2CA4X	M2CA74	M2CA76	M2CA7X	M2CAE4	M2CAE6	M2CAEX
F2CA44	F2CA46	F2CA4X	F2CA74	F2CA76	F2CA7X	F2CAE4	F2CAE6	F2CAEX
906.633	906.633	906.633	906.635	906.635	906.635	906.637	906.637	906.637

EQUIPMENT

EQUIPMENT		144" 4C	144" 6C	144" 4X4	170" 4C	170" 6C	170" 4X4	170" E 4C	170" E 6C	170" 4X4
STANDARD EQUIPMENT	P48 REAR MUD FLAPS	S	S	S	S	S	S	S	S	S
	Q67 TOW HOOK REAR	S	S	S	S	S	S	S	S	S
	RF1 TIRES, CONTINENTAL VANCOFOURSEASON (M+S)	-	-	S	-	-	S	-	-	S
	RH0 TIRE BRAND, KUMHO	S	S	-	S	S	-	S	S	-
	RH8 TIRES LT 245/75 R16	S	S	S	S	S	S	S	S	S
	RM0 ALL-SEASON TIRES	S	S	S	S	S	S	S	S	S
	RM9 SPECIALLY REQUESTED TIRES	S	S	S	S	S	S	S	S	S
	RS3 6.5 J X 16 STEEL WHEELS	S	S	S	S	S	S	S	S	S
	RY2 TIRE PRESSURE MONITORING LAMP	S	S	S	S	S	S	S	S	S
	R65 SPARE WHEEL BRACKET BELOW FRAME	S	S	S	S	S	S	S	S	S
	R87 SPARE WHEEL	S	S	S	S	S	S	S	S	S
	SA5 AIRBAG, DRIVER FRONT	S	S	S	S	S	S	S	S	S
	SA6 FRONT AIRBAG, PASSENGER	S	S	S	S	S	S	S	S	S
	SH7 AIRBAG, DRIVER/PASSENGER THORAX	S	S	S	S	S	S	S	S	S
	SH9 AIRBAG, DRIVER/PASSENGER WINDOW	S	S	S	S	S	S	S	S	S
	S04 ADJUSTABLE FRONT PASSENGER SEAT	S	S	S	S	S	S	S	S	S
	S22 ARMREST FOR DRIVER'S SEAT	S	S	S	S	S	S	S	S	S
	S25 ARMREST FOR FRONT PASSENGER SEAT	S	S	S	S	S	S	S	S	S
	T09 SLIDING DOOR EXTENDED TRACK	S	S	S	S	S	S	S	S	S
	T16 SLIDING DOOR, PASSENGER SIDE	S	S	S	S	S	S	S	S	S
	V43 WOOD FLOOR WITH 6 D-RINGS	S	S	S	S	S	S	S	S	S
	V85 CIGARETTE LIGHTER & ASH CUP, FRONT	S	S	S	S	S	S	S	S	S
	W54 REAR DOORS, OPENING 270 DEGREES	S	S	S	S	S	S	S	S	S
	XL8 GVWR 8,550 LBS	S	S	S	S	S	S	S	S	S
	Y43 JACK, HYDRAULIC	S	S	S	S	S	S	S	S	S

2017 SPRINTER | OPTIONAL EQUIPMENT 2500 CARGO VAN



144" 4C	144" 6C	144" 4X4	170" 4C	170" 6C	170" 4X4	170" E 4C	170" E 6C	170" 4X4
M2CA44	M2CA46	M2CA4X	M2CA74	M2CA76	M2CA7X	M2CAE4	M2CAE6	M2CAEX
F2CA44	F2CA46	F2CA4X	F2CA74	F2CA76	F2CA7X	F2CAE4	F2CAE6	F2CAEX
906.633	906.633	906.633	906.635	906.635	906.635	906.637	906.637	906.637

OPTIONAL EQUIPMENT										
AR3	AXLE RATIO 4.182	\$0	\$0	-	\$0	\$0	-	\$0	\$0	-
AP2	ADDITIONAL BAR FOR DRIVESHAFT AND EXHAUST EXTENSION	\$62	\$62	\$62	\$62	\$62	\$62	-	-	-
C39	REAR SPRING, COMFORT, FOR 8,550 GVWR	\$142	\$142	-	\$142	\$142	-	\$142	\$142	-
C72	BUMPERS FRONT/REAR PRIMED	\$333	\$333	\$333	\$333	\$333	\$333	\$333	\$333	\$333
CF4	SUSPENSION WITH HEAVY-DUTY FRONT/REAR STABILIZER	\$135	\$135	-	-	-	-	-	-	-
CL3	LEATHER STEERING WHEEL (MB ONLY)	\$170	\$170	\$170	\$170	\$170	\$170	\$170	\$170	\$170
CM0	PAINTED METALLIC FRONT & REAR BUMPER ⁷	\$625	\$625	\$625	\$625	\$625	\$625	\$625	\$625	\$625
CM9	PRIMED SIDE MOLDINGS	\$333	\$333	\$333	\$333	\$333	\$333	\$333	\$333	\$333
CT1	REAR SPRING VIBRATION ABSORBERS	\$127	\$127	\$127	\$127	\$127	\$127	\$127	\$127	\$127
D03	HIGH ROOF	\$2,500	\$2,500	\$2,500	S	S	S	S	S	S
D13	MOUNTING RAILS FOR ROOF RACK	\$274	\$274	\$274	\$274	\$274	\$274	\$274	\$274	\$274
D22	FIXED SUNROOF (REAR ROOF SECTION)	\$307	\$307	\$307	\$307	\$307	\$307	\$307	\$307	\$307
D50	CARGO PARTITION	\$264	\$264	\$264	\$264	\$264	\$264	\$264	\$264	\$264
D51	CARGO PARTITION WITH ONE WINDOW	\$306	\$306	\$306	\$306	\$306	\$306	\$306	\$306	\$306
D53	CARGO PARTITION WITH ONE SLIDING WINDOW	\$470	\$470	\$470	\$470	\$470	\$470	\$470	\$470	\$470
D62	PRE-INSTALLATION FOR BULKHEAD	\$127	\$127	\$127	\$127	\$127	\$127	\$127	\$127	\$127
E40	TRAILER HITCH PREP. WIRING ^{8,6}	\$127	\$127	\$127	\$127	\$127	\$127	\$127	\$127	\$127
E46	12 V POWER OUTLET, DRIVER SEAT BASE	\$84	\$84	\$84	\$84	\$84	\$84	\$84	\$84	\$84
E1N	BECKER [®] MAP PILOT	\$624	\$624	\$624	\$624	\$624	\$624	\$624	\$624	\$624

2017 SPRINTER | OPTIONAL EQUIPMENT 2500 CARGO VAN



144" 4C	144" 6C	144" 4X4	170" 4C	170" 6C	170" 4X4	170" E 4C	170" E 6C	170" 4X4
M2CA44	M2CA46	M2CA4X	M2CA74	M2CA76	M2CA7X	M2CAE4	M2CAE6	M2CAEX
F2CA44	F2CA46	F2CA4X	F2CA74	F2CA76	F2CA7X	F2CAE4	F2CAE6	F2CAEX
906.633	906.633	906.633	906.635	906.635	906.635	906.637	906.637	906.637

OPTIONAL EQUIPMENT		144" 4C	144" 6C	144" 4X4	170" 4C	170" 6C	170" 4X4	170" E 4C	170" E 6C	170" 4X4
ED5	PARAMETRIC SPECIAL MODULE (PSM)	\$290	\$290	\$290	\$290	\$290	\$290	\$290	\$290	\$290
EN6	AUDIO 10	-\$157	-\$157	-\$157	-\$157	-\$157	-\$157	-\$157	-\$157	-\$157
ERO	PRE-INSTALLATION FOR RADIO	-\$369	-\$369	-\$369	-\$369	-\$369	-\$369	-\$369	-\$369	-\$369
ES2	12 V POWER OUTLET, REAR COMPARTMENT	\$84	\$84	\$84	\$84	\$84	\$84	\$84	\$84	\$84
EV6	PRE-INSTALLATION BECKER® MAP PILOT NAVIGATION SYSTEM	\$307	\$307	\$307	\$307	\$307	\$307	\$307	\$307	\$307
EZ8	PARKTRONIC SYSTEM (PTS) ⁹	\$980	\$980	\$980	\$980	\$980	\$980	\$980	\$980	\$980
F46	HEADLAMP WASHING SYSTEM	\$265	\$265	\$265	\$265	\$265	\$265	\$265	\$265	\$265
F49	ELECTRICALLY HEATED WINDSHIELD	\$440	\$440	\$440	\$440	\$440	\$440	\$440	\$440	\$440
F68	HEATED AND ELECTRICALLY ADJUSTABLE EXTERIOR MIRRORS	\$264	\$264	\$264	\$264	\$264	\$264	\$264	\$264	\$264
FF8	OVERHEAD STORAGE SLOT, FRONT CENTER	\$96	\$96	\$96	\$96	\$96	\$96	\$96	\$96	\$96
FJ1	HINGED LID FOR STORAGE COMPARTMENT	\$85	\$85	\$85	\$85	\$85	\$85	\$85	\$85	\$85
FK3	CHROME TRIM RADIATOR GRILLE (MERCEDES-BENZ ONLY)	\$243	\$243	\$243	\$243	\$243	\$243	\$243	\$243	\$243
FR7	PRE-WIRING, REAR VIEW CAMERA	\$79	\$79	\$79	\$79	\$79	\$79	\$79	\$79	\$79
FR8	REAR VIEW CAMERA	\$677	\$677	\$677	\$677	\$677	\$677	\$677	\$677	\$677
FY1	SECURITY ALARM W/ INTERIOR MOTION SENSOR	\$619	\$619	\$619	\$619	\$619	\$619	\$619	\$619	\$619
FY7	OPTIONAL THREE-BUTTON KEYS	\$33	\$33	\$33	\$33	\$33	\$33	\$33	\$33	\$33
FZ9	KEYS, TWO ADDITIONAL MASTERS	\$111	\$111	\$111	\$111	\$111	\$111	\$111	\$111	\$111
H01	HEAT INSULATION, REAR COMPARTMENT	\$143	\$143	\$143	\$143	\$143	\$143	\$143	\$143	\$143
H04	HEAT INSULATION, FRONT COMPARTMENT	\$170	\$170	\$170	\$170	\$170	\$170	\$170	\$170	\$170
H12	FUEL-FIRED PRE-HEATER/BOOSTER (17,000 BTU)	\$1,021	\$1,021	\$1,021	\$1,021	\$1,021	\$1,021	\$1,021	\$1,021	\$1,021
H13	REAR CABIN HEATER AND VENTS ¹⁰	\$719	\$719	\$719	\$719	\$719	\$719	\$719	\$719	\$719
H15	HEATED FRONT PASSENGER SEAT	\$260	\$260	\$260	\$260	\$260	\$260	\$260	\$260	\$260
H16	HEATED DRIVER'S SEAT	\$260	\$260	\$260	\$260	\$260	\$260	\$260	\$260	\$260
H21	WINDSHIELD WITH FILTER BAND	\$54	\$54	\$54	\$54	\$54	\$54	\$54	\$54	\$54
H22	REAR WINDOW DEFROSTER ¹¹	\$232	\$232	\$232	\$232	\$232	\$232	\$232	\$232	\$232
H72	ROOF FAN, ELECTRIC	\$365	\$365	\$365	\$365	\$365	\$365	\$365	\$365	\$365
H88	REAR HEATER PREP	\$370	\$370	\$370	\$370	\$370	\$370	\$370	\$370	\$370
HY1	REMOTE CONTROL FOR AUXILIARY HEATER	\$348	\$348	\$348	\$348	\$348	\$348	\$348	\$348	\$348
HZ5	HEAVY DUTY FUEL-FIRED PRE-HEATER/BOOSTER (34,000 BTU)	\$1,028	\$1,028	\$1,028	\$1,028	\$1,028	\$1,028	\$1,028	\$1,028	\$1,028
HZ9	FUEL-FIRED HEATER BOOSTER (17,000 BTU)	\$618	\$618	\$618	\$618	\$618	\$618	\$618	\$618	\$618
J51	FUEL GAUGE, OPTIMIZED FOR AUX. FUEL TAP	\$66	\$66	\$66	\$66	\$66	\$66	\$66	\$66	\$66

⁹ EZ8 requires F68. ¹⁰ H13 requires HZ5, HZ9, or H12. ¹¹ H22 requires W61 or W78.

CLICK ON CODES BELOW TO GO TO FULL DESCRIPTION.

2017 SPRINTER | OPTIONAL EQUIPMENT 2500 CARGO VAN



144" 4C	144" 6C	144" 4X4	170" 4C	170" 6C	170" 4X4	170" E 4C	170" E 6C	170" 4X4
M2CA44	M2CA46	M2CA4X	M2CA74	M2CA76	M2CA7X	M2CAE4	M2CAE6	M2CAEX
F2CA44	F2CA46	F2CA4X	F2CA74	F2CA76	F2CA7X	F2CAE4	F2CAE6	F2CAEX
906.633	906.633	906.633	906.635	906.635	906.635	906.637	906.637	906.637

OPTIONAL EQUIPMENT	J78	SEALING OF SPEEDOMETER DRIVE	\$66	\$66	\$66	\$66	\$66	\$66	\$66	\$66
	JA5	LIGHT AND RAIN SENSOR	\$265	\$265	\$265	\$265	\$265	\$265	\$265	\$265
	JW0	BACKUP ALARM	\$91	\$91	\$91	\$91	\$91	\$91	\$91	\$91
	JW2	DEACTIVATION LAMP MONITORING FAILURE	\$24	\$24	\$24	\$24	\$24	\$24	\$24	\$24
	K52	DEF FLUID FILLER CAP - LOCKABLE	\$24	\$24	\$24	\$24	\$24	\$24	\$24	\$24
	L16	FOG LAMPS	\$222	\$222	\$222	\$222	\$222	\$222	\$222	\$222
	L63	CEILING LIGHTS IN REAR COMPARTMENT, LED	\$275	\$275	\$275	\$275	\$275	\$275	\$275	\$275
	L71	LIGHT/MOTION SENSOR IN REAR COMPARTMENT (FLEET ONLY)	\$49	\$49	\$49	\$49	\$49	\$49	\$49	\$49
	LB9	ILLUMINATED FRONT EXITS	\$138	\$138	\$138	\$138	\$138	\$138	\$138	\$138
	LD0	OVERHEAD CONTROL PANEL WITH TWO READING LIGHTS	\$127	\$127	\$127	\$127	\$127	\$127	\$127	\$127
	LD4	CONVENIENCE LIGHTING IN LOAD/PASSENGER COMPARTMENTS	\$191	\$191	\$191	\$191	\$191	\$191	\$191	\$191
	M20	SPEED LIMITATION 65 MPH	\$55	\$55	\$55	\$55	\$55	\$55	\$55	\$55
	M53	HIGH IDLE PRESET	\$381	\$381	\$381	\$381	\$381	\$381	\$381	\$381
	M60	GENERATOR 14 V/250 A (4CE ONLY) ¹²	\$0	-	-	\$0	-	-	\$0	-
	MD3	TOP SPEED LIMITATION 75 MPH	\$55	\$55	\$55	\$55	\$55	\$55	\$55	\$55
	MH8	SULEV EMISSIONS ¹³	\$600	-	-	\$600	-	-	\$600	-
	MS1	CRUISE CONTROL	\$374	\$374	\$374	\$374	\$374	\$374	\$374	\$374
	MT4	HIGH IDLE - DRIVER ADJUSTABLE	\$414	\$414	\$414	\$414	\$414	\$414	\$414	\$414
	N62	FRONT ENGINE BRACKET FOR ADDITIONAL ALTERNATOR	\$427	\$427	\$427	\$427	\$427	\$427	\$427	\$427
	N63	FRONT ENGINE BRACKET FOR AUXILIARY A/C COMPRESSOR	\$427	\$427	\$427	\$427	\$427	\$427	\$427	\$427
	R91	SPARE WHEEL DELETION ¹⁴	-\$105	-\$105	-\$105	-\$105	-\$105	-\$105	-\$105	-\$105
	R92	SPARE TIRE CARRIER DELETION	\$0	\$0	\$0	\$0	\$0	\$0	\$0	\$0
	R98	RIMS PAINTED JET BLACK	\$74	\$74	\$74	\$74	\$74	\$74	\$74	\$74
	RF1	TIRES, CONTINENTAL VANCOFOURSEASON (M+S)	\$127	\$127	-	\$127	\$127	-	\$127	\$127
	RL5	LIGHT-ALLOY WHEELS 6.5 J X 16	\$829	\$829	\$829	\$829	\$829	\$829	\$829	\$829
RM1	M+S WINTER TIRES	\$127	\$127	-	\$127	\$127	-	\$127	\$127	
RM2	RIMS PAINTED ARCTIC WHITE	\$74	\$74	\$74	\$74	\$74	\$74	\$74	\$74	
S62	SEAT BELTS ORANGE, DRIVER AND FRONT PASSENGER	\$29	\$29	\$29	\$29	\$29	\$29	\$29	\$29	
SB1	COMFORT DRIVER'S SEAT	\$217	\$217	\$217	\$217	\$217	\$217	\$217	\$217	
SB2	COMFORT PASSENGER SEAT	\$217	\$217	\$217	\$217	\$217	\$217	\$217	\$217	
SZ7	STORAGE NET, DRIVER SEAT BACKREST	\$59	\$59	\$59	\$59	\$59	\$59	\$59	\$59	
SZ8	STORAGE NET, PASSENGER SEAT BACKREST	\$59	\$59	\$59	\$59	\$59	\$59	\$59	\$59	
T12	SLIDING DOOR TWO-STAGE OPENING	\$75	\$75	\$75	\$75	\$75	\$75	\$75	\$75	

12 M60 is required for H08/HH0. 13 MH8 is available for 4 cylinder only. 14 R91 requires R92.

2017 SPRINTER | OPTIONAL EQUIPMENT 2500 CARGO VAN

144" 4C	144" 6C	144" 4X4	170" 4C	170" 6C	170" 4X4	170" E 4C	170" E 6C	170" 4X4
M2CA44	M2CA46	M2CA4X	M2CA74	M2CA76	M2CA7X	M2CAE4	M2CAE6	M2CAEX
F2CA44	F2CA46	F2CA4X	F2CA74	F2CA76	F2CA7X	F2CAE4	F2CAE6	F2CAEX
906.633	906.633	906.633	906.635	906.635	906.635	906.637	906.637	906.637

OPTIONAL EQUIPMENT		144" 4C	144" 6C	144" 4X4	170" 4C	170" 6C	170" 4X4	170" E 4C	170" E 6C	170" 4X4
T19	SLIDING DOOR, DRIVER'S SIDE	\$855	\$855	\$855	\$855	\$855	\$855	\$855	\$855	\$855
T57	ELECTRIC SLIDING STEP ¹⁵	\$979	\$979	\$979	\$979	\$979	\$979	\$979	\$979	\$979
T74	ASSIST HANDLE, B-PILLAR	\$29	\$29	\$29	\$29	\$29	\$29	\$29	\$29	\$29
T75	DOOR-MOUNTED ASSIST HANDLES, DRIVER AND PASSENGER	\$54	\$54	S	\$54	\$54	S	\$54	\$54	S
T77	ASSIST HANDLE W/ PARTITION	\$29	\$29	\$29	\$29	\$29	\$29	\$29	\$29	\$29
T85	ASSIST HANDLE, LEFT REAR DOOR	\$29	\$29	\$29	\$29	\$29	\$29	\$29	\$29	\$29
T86	ASSIST HANDLE, RIGHT REAR DOOR	\$29	\$29	\$29	\$29	\$29	\$29	\$29	\$29	\$29
T93	SLIDING DOOR RIGHT SIDE DELETION	\$0	\$0	\$0	\$0	\$0	\$0	\$0	\$0	\$0
V07	CAB REAR WALL LINER ¹⁶	\$328	\$328	\$328	\$328	\$328	\$328	\$328	\$328	\$328
V25	HALF-HEIGHT LOAD COMPARTMENT TRIM	\$184	\$184	\$184	\$184	\$184	\$184	\$184	\$184	\$184
V35	WHEELHOUSE COVERING	\$96	\$96	\$96	\$96	\$96	\$96	\$96	\$96	\$96
V36	ROOF TRIM	\$802	\$802	\$802	\$802	\$802	\$802	\$802	\$802	\$802
V42	LASHING RAILS, WAIST-LEVEL	\$253	\$253	\$253	\$253	\$253	\$253	\$253	\$253	\$253
VC4	CARGO LASHING RAILS, HEAD HEIGHT	\$380	\$380	\$380	\$380	\$380	\$380	\$380	\$380	\$380
V93	WOODEN FLOOR DELETION	-\$306	-\$306	-\$306	-\$306	-\$306	-\$306	-\$306	-\$306	-\$306
V94	CABLE DUCT - SIDEWALL	\$21	\$21	\$21	\$21	\$21	\$21	\$21	\$21	\$21
V95	CABLE DUCT - REAR PORTAL	\$21	\$21	\$21	\$21	\$21	\$21	\$21	\$21	\$21
VA3	SIDE WALL PANELING, FULL HARDBOARD	\$406	\$406	\$406	\$406	\$406	\$406	\$406	\$406	\$406
VA7	STORAGE COMPARTMENT WITH NET IN REAR DOORS ¹⁷	\$116	\$116	\$116	\$116	\$116	\$116	\$116	\$116	\$116
VC5	DOOR SILL - PROTECTIVE EDGE	\$65	\$65	\$65	\$65	\$65	\$65	\$65	\$65	\$65
W16	SECOND ROW, FIXED WINDOW, DRIVER SIDE	\$132	\$132	\$132	\$132	\$132	\$132	\$132	\$132	\$132
W17	SECOND ROW, FIXED WINDOW, PASSENGER SIDE	\$132	\$132	\$132	\$132	\$132	\$132	\$132	\$132	\$132
W61	WINDOWS IN REAR DOORS ¹⁸	\$85	\$85	\$85	\$85	\$85	\$85	\$85	\$85	\$85
W70	BLACK TINTING (80%) FOR REAR WINDOWS	\$127	\$127	\$127	\$127	\$127	\$127	\$127	\$127	\$127
W73	BUMPER STEP, REAR, GRAY	\$170	\$170	\$170	\$170	\$170	\$170	\$170	\$170	\$170
W76	BUMPER STEP, REAR, SPRING-LOADED ¹⁹	\$550	\$550	-	\$550	\$550	-	\$550	\$550	-
W78	HEATED REAR WINDOW(S) W/WASHERS/WIPERS ²⁰	\$391	\$391	\$391	\$391	\$391	\$391	\$391	\$391	\$391
X90	DELETION OF SPRINTER BADGE, LEFT REAR DOOR	\$0	\$0	\$0	\$0	\$0	\$0	\$0	\$0	\$0
X93	DELETION OF MODEL BADGE, RIGHT REAR DOOR	\$0	\$0	\$0	\$0	\$0	\$0	\$0	\$0	\$0
XW6	FRONT LICENSE PLATE DELETION	\$0	\$0	\$0	\$0	\$0	\$0	\$0	\$0	\$0
Y10	FIRST AID KIT	\$24	\$24	\$24	\$24	\$24	\$24	\$24	\$24	\$24
Y26	WHEEL CHOCKS	\$35	\$35	\$35	\$35	\$35	\$35	\$35	\$35	\$35
Y45	EMERGENCY FLASHLIGHT	\$24	\$24	\$24	\$24	\$24	\$24	\$24	\$24	\$24
YK3	CARGO STRAPS, D-RINGS	\$74	\$74	\$74	\$74	\$74	\$74	\$74	\$74	\$74
YK4	CARGO STRAPS, LASHING RAILS	\$95	\$95	\$95	\$95	\$95	\$95	\$95	\$95	\$95
ZH4	DOWNHILL SPEED REGULATION FOR 4X4	-	-	\$53	-	-	\$53	-	-	\$53
ZE6	SHELVING PREP	\$586	\$586	\$586	\$586	\$586	\$586	\$586	\$586	\$586

15 T57 requires ED5. 16 V07 requires D50/D51. 17 VA7 requires W61 or W78. 18 W61 requires VA7. 19 W76 requires R91 & R92. 20 W78 requires VA7.

2017 SPRINTER | PACKAGES 2500 CARGO VAN



144" 4C	144" 6C	144" 4X4	170" 4C	170" 6C	170" 4X4	170" E 4C	170" E 6C	170" 4X4
M2CA44	M2CA46	M2CA4X	M2CA74	M2CA76	M2CA7X	M2CAE4	M2CAE6	M2CAEX
F2CA44	F2CA46	F2CA4X	F2CA74	F2CA76	F2CA7X	F2CAE4	F2CAE6	F2CAEX
906.633	906.633	906.633	906.635	906.635	906.635	906.637	906.637	906.637

C01	DRIVER COMFORT PACKAGE	\$570	\$570	\$570	\$570	\$570	\$570	\$570	\$570	\$570
E46	12 V OUTLET AT DRIVER SEAT BASE	X	X	X	X	X	X	X	X	X
FJ1	HINGED LID FOR STORAGE COMPARTMENT	X	X	X	X	X	X	X	X	X
FZ9	TWO ADDITIONAL MASTER KEYS	X	X	X	X	X	X	X	X	X
SB1	COMFORT SEAT, DRIVER	X	X	X	X	X	X	X	X	X
SB2	COMFORT SEAT, PASSENGER	X	X	X	X	X	X	X	X	X

144" 4C	144" 6C	144" 4X4	170" 4C	170" 6C	170" 4X4	170" E 4C	170" E 6C	170" 4X4
M2CA44	M2CA46	M2CA4X	M2CA74	M2CA76	M2CA7X	M2CAE4	M2CAE6	M2CAEX
F2CA44	F2CA46	F2CA4X	F2CA74	F2CA76	F2CA7X	F2CAE4	F2CAE6	F2CAEX
906.633	906.633	906.633	906.635	906.635	906.635	906.637	906.637	906.637

C02	DRIVER EFFICIENCY PACKAGE	\$1,520	\$1,520	\$1,520	\$1,520	\$1,520	\$1,520	\$1,520	\$1,520	\$1,520
E1N	BECKER® MAP PILOT NAVIGATION SYSTEM	X	X	X	X	X	X	X	X	X
FR8	REAR VIEW CAMERA	X	X	X	X	X	X	X	X	X
L16	FOG LAMPS	X	X	X	X	X	X	X	X	X
MS1	CRUISE CONTROL	X	X	X	X	X	X	X	X	X

144" 4C	144" 6C	144" 4X4	170" 4C	170" 6C	170" 4X4	170" E 4C	170" E 6C	170" 4X4
M2CA44	M2CA46	M2CA4X	M2CA74	M2CA76	M2CA7X	M2CAE4	M2CAE6	M2CAEX
F2CA44	F2CA46	F2CA4X	F2CA74	F2CA76	F2CA7X	F2CAE4	F2CAE6	F2CAEX
906.633	906.633	906.633	906.635	906.635	906.635	906.637	906.637	906.637

C03	ACTIVE SAFETY PLUS PACKAGE	\$1,885	\$1,885	\$1,885	\$1,885	\$1,885	\$1,885	\$1,885	\$1,885	\$1,885
CL4	MULTIFUNCTION STEERING WHEEL WITH TRIP COMPUTER	X	X	X	X	X	X	X	X	X
JA5	LIGHT AND RAIN SENSOR	X	X	X	X	X	X	X	X	X
JA6	COLLISION PREVENTION ASSIST	X	X	X	X	X	X	X	X	X
JA7	BLIND SPOT ASSIST	X	X	X	X	X	X	X	X	X
JW5	LANE KEEPING ASSIST	X	X	X	X	X	X	X	X	X
LA1	HIGHBEAM ASSIST	X	X	X	X	X	X	X	X	X
JK3	4.2" PIXEL MATRIX DISPLAY WITH CHROME DIALS	X	X	X	X	X	X	X	X	X
F68	HEATED AND ELECTRICALLY ADJUSTABLE MIRRORS	X	X	X	X	X	X	X	X	X
H21	WINDSHIELD WITH FILTER BAND	X	X	X	X	X	X	X	X	X
LD0	OVERHEAD CONTROL PANEL WITH TWO READING LIGHTS	X	X	X	X	X	X	X	X	X
Y10	FIRST AID KIT	X	X	X	X	X	X	X	X	X
Y45	EMERGENCY FLASHLIGHT	X	X	X	X	X	X	X	X	X

2017 SPRINTER | PACKAGES 2500 CARGO VAN



144" 4C	144" 6C	144" 4X4	170" 4C	170" 6C	170" 4X4	170" E 4C	170" E 6C	170" 4X4
M2CA44	M2CA46	M2CA4X	M2CA74	M2CA76	M2CA7X	M2CAE4	M2CAE6	M2CAEX
F2CA44	F2CA46	F2CA4X	F2CA74	F2CA76	F2CA7X	F2CAE4	F2CAE6	F2CAEX
906.633	906.633	906.633	906.635	906.635	906.635	906.637	906.637	906.637

C04	ACTIVE SAFETY PLUS PACKAGE WITH PARKTRONIC	\$2,680	\$2,680	\$2,680	\$2,680	\$2,680	\$2,680	\$2,680	\$2,680	\$2,680
CL4	MULTIFUNCTION STEERING WHEEL WITH TRIP COMPUTER	X	X	X	X	X	X	X	X	X
EZ8	PARKTRONIC	X	X	X	X	X	X	X	X	X
JA5	LIGHT AND RAIN SENSOR	X	X	X	X	X	X	X	X	X
JA6	COLLISION PREVENTION ASSIST	X	X	X	X	X	X	X	X	X
JA7	BLIND SPOT ASSIST	X	X	X	X	X	X	X	X	X
JW5	LANE KEEPING ASSIST	X	X	X	X	X	X	X	X	X
LA1	HIGHBEAM ASSIST	X	X	X	X	X	X	X	X	X
JK3	4.2" PIXEL MATRIX DISPLAY W/CHROME DIALS	X	X	X	X	X	X	X	X	X
F68	HEATED AND ELECTRICALLY ADJUSTABLE MIRRORS	X	X	X	X	X	X	X	X	X
H21	WINDSHIELD WITH FILTER BAND	X	X	X	X	X	X	X	X	X
LD0	OVERHEAD CONTROL PANEL WITH READING LIGHTS	X	X	X	X	X	X	X	X	X
Y10	FIRST AID KIT	X	X	X	X	X	X	X	X	X
Y45	EMERGENCY FLASHLIGHT	X	X	X	X	X	X	X	X	X

144" 4C	144" 6C	144" 4X4	170" 4C	170" 6C	170" 4X4	170" E 4C	170" E 6C	170" 4X4
M2CA44	M2CA46	M2CA4X	M2CA74	M2CA76	M2CA7X	M2CAE4	M2CAE6	M2CAEX
F2CA44	F2CA46	F2CA4X	F2CA74	F2CA76	F2CA7X	F2CAE4	F2CAE6	F2CAEX
906.633	906.633	906.633	906.635	906.635	906.635	906.637	906.637	906.637

C05	PREMIUM APPEARANCE PACKAGE	\$1,430	\$1,430	\$1,430	\$1,430	\$1,430	\$1,430	\$1,430	\$1,430	\$1,430
F46	HEADLAMP CLEANING SYSTEM	X	X	X	X	X	X	X	X	X
LG0	BI-XENON HEADLAMPS	X	X	X	X	X	X	X	X	X
RL5	LIGHT-ALLOY WHEELS	X	X	X	X	X	X	X	X	X

144" 4C	144" 6C	144" 4X4	170" 4C	170" 6C	170" 4X4	170" E 4C	170" E 6C	170" 4X4
M2CA44	M2CA46	M2CA4X	M2CA74	M2CA76	M2CA7X	M2CAE4	M2CAE6	M2CAEX
F2CA44	F2CA46	F2CA4X	F2CA74	F2CA76	F2CA7X	F2CAE4	F2CAE6	F2CAEX
906.633	906.633	906.633	906.635	906.635	906.635	906.637	906.637	906.637

C06	WORKSPACE ACCESS PACKAGE	\$820	\$820	\$820	\$820	\$820	\$820	\$820	\$820	\$820
E28	ADDITIONAL BATTERY FOR RETROFIT	X	X	X	X	X	X	X	X	X
E36	CUTOFF RELAY FOR ADDITIONAL BATTERY	X	X	X	X	X	X	X	X	X
ES2	12 V OUTLET IN LOAD COMPARTMENT	X	X	X	X	X	X	X	X	X
L63	CEILING LIGHTS IN REAR COMPARTMENT, LED	X	X	X	X	X	X	X	X	X
T74	ASSIST HANDLE, B-PILLAR	X	X	X	X	X	X	X	X	X
T85	ASSIST HANDLE, LEFT REAR DOOR	X	X	X	X	X	X	X	X	X
T86	ASSIST HANDLE, RIGHT REAR DOOR	X	X	X	X	X	X	X	X	X
W73	REAR DOOR STEP	X	X	X	X	X	X	X	X	X

2017 SPRINTER | PACKAGES 2500 CARGO VAN



144" 4C	144" 6C	144" 4X4	170" 4C	170" 6C	170" 4X4	170" E 4C	170" E 6C	170" 4X4
M2CA44	M2CA46	M2CA4X	M2CA74	M2CA76	M2CA7X	M2CAE4	M2CAE6	M2CAEX
F2CA44	F2CA46	F2CA4X	F2CA74	F2CA76	F2CA7X	F2CAE4	F2CAE6	F2CAEX
906.633	906.633	906.633	906.635	906.635	906.635	906.637	906.637	906.637

C07	CARGO PROTECTION PACKAGE ²¹	\$1,215	\$1,215	\$1,215	\$1,215	\$1,215	\$1,215	\$1,215	\$1,215	\$1,215
T12	SLIDING DOOR, TWO-STAGE OPENING	X	X	X	X	X	X	X	X	X
V42	LASHING RAILS, WAIST-LEVEL	X	X	X	X	X	X	X	X	X
VA3	SIDEWALL PANELING, FULL HARDBOARD	X	X	X	X	X	X	X	X	X
VC4	CARGO LASHING RAILS, HEAD HEIGHT	X	X	X	X	X	X	X	X	X
VV2	LASHING RAILS, FLOOR-LEVEL (PLUS 4 ANCHORS)	X	X	X	X	X	X	X	X	X
YK3	CARGO STRAPS, D-RINGS	X	X	X	X	X	X	X	X	X

144" 4C	144" 6C	144" 4X4	170" 4C	170" 6C	170" 4X4	170" E 4C	170" E 6C	170" 4X4
M2CA44	M2CA46	M2CA4X	M2CA74	M2CA76	M2CA7X	M2CAE4	M2CAE6	M2CAEX
F2CA44	F2CA46	F2CA4X	F2CA74	F2CA76	F2CA7X	F2CAE4	F2CAE6	F2CAEX
906.633	906.633	906.633	906.635	906.635	906.635	906.637	906.637	906.637

X04	MULTIFUNCTION WHEEL/DISPLAY PACKAGE	\$345	\$345	\$345	\$345	\$345	\$345	\$345	\$345	\$345
CL4	MULTIFUNCTION STEERING WHEEL	X	X	X	X	X	X	X	X	X
JK3	4.2" PIXEL MATRIX DISPLAY W/CHROME DIALS	X	X	X	X	X	X	X	X	X

144" 4C	144" 6C	144" 4X4	170" 4C	170" 6C	170" 4X4	170" E 4C	170" E 6C	170" 4X4
M2CA44	M2CA46	M2CA4X	M2CA74	M2CA76	M2CA7X	M2CAE4	M2CAE6	M2CAEX
F2CA44	F2CA46	F2CA4X	F2CA74	F2CA76	F2CA7X	F2CAE4	F2CAE6	F2CAEX
906.633	906.633	906.633	906.635	906.635	906.635	906.637	906.637	906.637

X05	FRONT BENCH SEAT PACKAGE	\$645	\$645	\$645	\$645	\$645	\$645	\$645	\$645	\$645
S23	TWIN FRONT PASSENGER SEAT	X	X	X	X	X	X	X	X	X
SC1	BACKREST, FOLDING W/TABLE	X	X	X	X	X	X	X	X	X
S78	ASSIST HANDLE FOR INNER SEAT	X	X	X	X	X	X	X	X	X

144" 4C	144" 6C	144" 4X4	170" 4C	170" 6C	170" 4X4	170" E 4C	170" E 6C	170" 4X4
M2CA44	M2CA46	M2CA4X	M2CA74	M2CA76	M2CA7X	M2CAE4	M2CAE6	M2CAEX
F2CA44	F2CA46	F2CA4X	F2CA74	F2CA76	F2CA7X	F2CAE4	F2CAE6	F2CAEX
906.633	906.633	906.633	906.635	906.635	906.635	906.637	906.637	906.637

X17	SUSPENSION PACKAGE I ²²	\$135	\$135	-	\$335	\$335	-	\$335	\$335	-
C42	STABILIZER, REAR AXLE, UNDER FRAME	S	S	-	X	X	-	X	X	-
C45	STABILIZER, REINFORCED AT FRONT AXLE	S	S	-	X	X	-	X	X	-
CF4	CHASSIS FOR APPLICATION C	X	X	-	X	X	-	X	X	-

²¹ Lashing rail straps (YK4) sold separately. ²² See suspension matrix for details.

2017 SPRINTER | PACKAGES 2500 CARGO VAN



144" 4C	144" 6C	144" 4X4	170" 4C	170" 6C	170" 4X4	170" E 4C	170" E 6C	170" 4X4
M2CA44	M2CA46	M2CA4X	M2CA74	M2CA76	M2CA7X	M2CAE4	M2CAE6	M2CAEX
F2CA44	F2CA46	F2CA4X	F2CA74	F2CA76	F2CA7X	F2CAE4	F2CAE6	F2CAEX
906.633	906.633	906.633	906.635	906.635	906.635	906.637	906.637	906.637

X19	SUSPENSION PACKAGE III ²²	S	S	-	\$335	\$335	-	\$335	\$335	-
CF2	CHASSIS FOR APPLICATION A	X	X	-	X	X	-	X	X	-
C42	STABILIZER, REAR AXLE, UNDER FRAME	X	X	-	X	X	-	X	X	-
C45	STABILIZER, REINFORCED AT FRONT AXLE	X	X	-	X	X	-	X	X	-

144" 4C	144" 6C	144" 4X4	170" 4C	170" 6C	170" 4X4	170" E 4C	170" E 6C	170" 4X4
M2CA44	M2CA46	M2CA4X	M2CA74	M2CA76	M2CA7X	M2CAE4	M2CAE6	M2CAEX
F2CA44	F2CA46	F2CA4X	F2CA74	F2CA76	F2CA7X	F2CAE4	F2CAE6	F2CAEX
906.633	906.633	906.633	906.635	906.635	906.635	906.637	906.637	906.637

X22	TRAILER HITCH PACKAGE	\$370	\$370	\$370	\$370	\$370	\$370	\$370	\$370	\$370
E40	TRAILER HITCH PREP PACKAGE	X	X	X	X	X	X	X	X	X
Q24	TRAILER HITCH, 5,000 LBS	X	X	X	X	X	X	X	X	X

144" 4C	144" 6C	144" 4X4	170" 4C	170" 6C	170" 4X4	170" E 4C	170" E 6C	170" 4X4
M2CA44	M2CA46	M2CA4X	M2CA74	M2CA76	M2CA7X	M2CAE4	M2CAE6	M2CAEX
F2CA44	F2CA46	F2CA4X	F2CA74	F2CA76	F2CA7X	F2CAE4	F2CAE6	F2CAEX
906.633	906.633	906.633	906.635	906.635	906.635	906.637	906.637	906.637


X27	ADDITIONAL BATTERY PACKAGE	\$380	\$380	\$380	\$380	\$380	\$380	\$380	\$380	\$380
E28	ADDITIONAL BATTERY FOR RETROFIT	X	X	X	X	X	X	X	X	X
E36	CUTOFF RELAY FOR ADDITIONAL BATTERY	X	X	X	X	X	X	X	X	X

144" 4C	144" 6C	144" 4X4	170" 4C	170" 6C	170" 4X4	170" E 4C	170" E 6C	170" 4X4
M2CA44	M2CA46	M2CA4X	M2CA74	M2CA76	M2CA7X	M2CAE4	M2CAE6	M2CAEX
F2CA44	F2CA46	F2CA4X	F2CA74	F2CA76	F2CA7X	F2CAE4	F2CAE6	F2CAEX
906.633	906.633	906.633	906.635	906.635	906.635	906.637	906.637	906.637

X13	LIGHTING PACKAGE	\$950	\$950	\$950	\$950	\$950	\$950	\$950	\$950	\$950
LG0	BI-XENON HEADLAMPS U.S.	X	X	X	X	X	X	X	X	X
F46	HEADLAMP WASHING SYSTEM	X	X	X	X	X	X	X	X	X

22 See suspension matrix for details.

2017 SPRINTER | PACKAGES 2500 CARGO VAN



144" 4C	144" 6C	144" 4X4	170" 4C	170" 6C	170" 4X4	170" E 4C	170" E 6C	170" 4X4
M2CA44	M2CA46	M2CA4X	M2CA74	M2CA76	M2CA7X	M2CAE4	M2CAE6	M2CAEX
F2CA44	F2CA46	F2CA4X	F2CA74	F2CA76	F2CA7X	F2CAE4	F2CAE6	F2CAEX
906.633	906.633	906.633	906.635	906.635	906.635	906.637	906.637	906.637

X23	FLOOR PACKAGE	\$330	\$330	\$330	\$330	\$330	\$330	\$330	\$330	\$330
V35	WHEELHOUSE COVERING	X	X	X	X	X	X	X	X	X
V46	REAR FLOOR COVERING, RUBBER	X	X	X	X	X	X	X	X	X
V43	WOOD FLOOR WITH 6 D-RINGS	X	X	X	X	X	X	X	X	X

144" 4C	144" 6C	144" 4X4	170" 4C	170" 6C	170" 4X4	170" E 4C	170" E 6C	170" 4X4
M2CA44	M2CA46	M2CA4X	M2CA74	M2CA76	M2CA7X	M2CAE4	M2CAE6	M2CAEX
F2CA44	F2CA46	F2CA4X	F2CA74	F2CA76	F2CA7X	F2CAE4	F2CAE6	F2CAEX
906.633	906.633	906.633	906.635	906.635	906.635	906.637	906.637	906.637

X06	HIGH-IDLE FIXED PACKAGE	\$635	\$635	\$635	\$635	\$635	\$635	\$635	\$635	\$635
ED5	PARAMETRIC SPECIAL MODULE (PSM)	X	X	X	X	X	X	X	X	X
M53	HIGH-IDLE PRESET 1,500 RPM	X	X	X	X	X	X	X	X	X

2017 SPRINTER | FLEET PACKAGES 2500 CARGO VAN

ATTENTION: FLEET PACKAGES ARE INTENDED FOR SPECIFIC USE-CASE AND NORMALLY RESERVED FOR FLEETS AND UPFITTERS. PLEASE UNDERSTAND PACKAGES BEFORE ORDERING.



144" 4C	144" 6C	144" 4X4	170" 4C	170" 6C	170" 4X4	170" E 4C	170" E 6C	170" 4X4
M2CA44	M2CA46	M2CA4X	M2CA74	M2CA76	M2CA7X	M2CAE4	M2CAE6	M2CAEX
F2CA44	F2CA46	F2CA4X	F2CA74	F2CA76	F2CA7X	F2CAE4	F2CAE6	F2CAEX
906.633	906.633	906.633	906.635	906.635	906.635	906.637	906.637	906.637

F01	SWIVEL SEAT PACKAGE	\$1,015	\$1,015	\$1,015	\$1,015	\$1,015	\$1,015	\$1,015	\$1,015	\$1,015
BE2	HANDBRAKE LEVER, FOLDING	X	X	X	X	X	X	X	X	X
S87	DRIVER'S SEAT FRAME, LOW	X	X	X	X	X	X	X	X	X
S88	PASSENGER SEAT FRAME, LOW	X	X	X	X	X	X	X	X	X
SB1	COMFORT DRIVER'S SEAT	X	X	X	X	X	X	X	X	X
SB2	COMFORT PASSENGER SEAT	X	X	X	X	X	X	X	X	X
SD2	SEAT BELT MOUNT DELETION	X	X	X	X	X	X	X	X	X
SR8	SWIVEL BASE FOR DRIVER'S SEAT	X	X	X	X	X	X	X	X	X
SR9	SWIVEL BASE FOR FRONT PASSENGER SEAT	X	X	X	X	X	X	X	X	X
SZ7	STORAGE NET, DRIVER SEAT BACKREST	X	X	X	X	X	X	X	X	X
SZ8	STORAGE NET, PASSENGER SEAT BACKREST	X	X	X	X	X	X	X	X	X

144" 4C	144" 6C	144" 4X4	170" 4C	170" 6C	170" 4X4	170" E 4C	170" E 6C	170" 4X4
M2CA44	M2CA46	M2CA4X	M2CA74	M2CA76	M2CA7X	M2CAE4	M2CAE6	M2CAEX
F2CA44	F2CA46	F2CA4X	F2CA74	F2CA76	F2CA7X	F2CAE4	F2CAE6	F2CAEX
906.633	906.633	906.633	906.635	906.635	906.635	906.637	906.637	906.637

F02	WINDOW FLEET PACKAGE ²³	\$1,035	\$1,035	\$1,035	\$1,035	\$1,035	\$1,035	\$1,035	\$1,035	\$1,035
H22	DEFROSTER - REAR WINDOW ²⁴	X	X	X	X	X	X	X	X	X
VA7	STORAGE COMPARTMENT WITH NET IN REAR DOORS	X	X	X	X	X	X	X	X	X
W02	PANEL VAN W/WINDOWS ALL-AROUND	X	X	X	X	X	X	X	X	X
W16	2ND ROW, FIXED WINDOW, DRIVER SIDE	X	X	X	X	X	X	X	X	X
W17	2ND ROW, FIXED WINDOW, PASSENGER SIDE	X	X	X	X	X	X	X	X	X
W22	FIXED WINDOW, CENTER LEFT	-	-	-	X	X	X	X	X	X
W23	FIXED WINDOW, CENTER RIGHT	-	-	-	X	X	X	X	X	X
W27	FIXED WINDOW, REAR LEFT	X	X	X	X	X	X	X	X	X
W28	FIXED WINDOW, REAR RIGHT	X	X	X	X	X	X	X	X	X

²³ This will result in an incomplete vehicle. Upfitter is final stage manufacturer. ²⁴ Must select either W61/W78.

2017 SPRINTER | FLEET PACKAGES 2500 CARGO VAN



144" 4C	144" 6C	144" 4X4	170" 4C	170" 6C	170" 4X4	170" E 4C	170" E 6C	170" 4X4
M2CA44	M2CA46	M2CA4X	M2CA74	M2CA76	M2CA7X	M2CAE4	M2CAE6	M2CAEX
F2CA44	F2CA46	F2CA4X	F2CA74	F2CA76	F2CA7X	F2CAE4	F2CAE6	F2CAEX
906.633	906.633	906.633	906.635	906.635	906.635	906.637	906.637	906.637

F03	WINDOW PREP PACKAGE ²³	\$550	\$550	\$550	\$550	\$550	\$550	\$550	\$550	\$550
H22	DEFROSTER - REAR WINDOW ²⁵	X	X	X	X	X	X	X	X	X
P08	COVER FOR TRANSPORT	X	X	X	X	X	X	X	X	X
VA7	STORAGE COMPARTMENT WITH NET IN REAR DOORS	X	X	X	X	X	X	X	X	X
W02	PANEL VAN W/WINDOWS ALL-AROUND	X	X	X	X	X	X	X	X	X
W16	2ND ROW, FIXED WINDOW, DRIVER SIDE	X	X	X	X	X	X	X	X	X
W17	2ND ROW, FIXED WINDOW, PASSENGER SIDE	X	X	X	X	X	X	X	X	X
W22	FIXED WINDOW, CENTER LEFT	-	-	-	X	X	X	X	X	X
W23	FIXED WINDOW, CENTER RIGHT	-	-	-	X	X	X	X	X	X
W27	FIXED WINDOW, REAR LEFT	X	X	X	X	X	X	X	X	X
W28	FIXED WINDOW, REAR RIGHT	X	X	X	X	X	X	X	X	X
W61	WINDOWS IN TAILGATE/REAR DOORS	X	X	X	X	X	X	X	X	X
W94	WINDOW OPENINGS W/O GLASS	X	X	X	X	X	X	X	X	X

144" 4C	144" 6C	144" 4X4	170" 4C	170" 6C	170" 4X4	170" E 4C	170" E 6C	170" 4X4
M2CA44	M2CA46	M2CA4X	M2CA74	M2CA76	M2CA7X	M2CAE4	M2CAE6	M2CAEX
F2CA44	F2CA46	F2CA4X	F2CA74	F2CA76	F2CA7X	F2CAE4	F2CAE6	F2CAEX
906.633	906.633	906.633	906.635	906.635	906.635	906.637	906.637	906.637

F04	WIDE-STEP BUMPER PACKAGE	\$285	\$285	-	\$285	\$285	-	\$285	\$285	-
R91	SPARE WHEEL DELETION	X	X	-	X	X	-	X	X	-
R92	SPARE TIRE CARRIER DELETION	X	X	-	X	X	-	X	X	-
W75	STEP, WIDE, AT REAR END	X	X	-	X	X	-	X	X	-

144" 4C	144" 6C	144" 4X4	170" 4C	170" 6C	170" 4X4	170" E 4C	170" E 6C	170" 4X4
M2CA44	M2CA46	M2CA4X	M2CA74	M2CA76	M2CA7X	M2CAE4	M2CAE6	M2CAEX
F2CA44	F2CA46	F2CA4X	F2CA74	F2CA76	F2CA7X	F2CAE4	F2CAE6	F2CAEX
906.633	906.633	906.633	906.635	906.635	906.635	906.637	906.637	906.637

F06	INTERIOR TRIM PACKAGE ²⁶	\$1,800	\$1,800	\$1,800	\$1,800	\$1,800	\$1,800	\$1,800	\$1,800	\$1,800
V21	LUXURY INTERIOR TRIM	X	X	X	X	X	X	X	X	X
V31	WINDOW PILLAR TRIM	X	X	X	X	X	X	X	X	X
V36	ROOF TRIM	X	X	X	X	X	X	X	X	X
V64	ASHTRAYS, REAR	X	X	X	X	X	X	X	X	X

²³ This will result in an incomplete vehicle. Upfitter is final stage manufacturer. ²⁶ Requires F02, F03 or F07.

²⁵ All windows are cut out, holes covered for transport.

2017 SPRINTER | FLEET PACKAGES 2500 CARGO VAN

		144" 4C	144" 6C	144" 4X4	170" 4C	170" 6C	170" 4X4	170" E 4C	170" E 6C	170" 4X4
		M2CA44	M2CA46	M2CA4X	M2CA74	M2CA76	M2CA7X	M2CAE4	M2CAE6	M2CAEX
		F2CA44	F2CA46	F2CA4X	F2CA74	F2CA76	F2CA7X	F2CAE4	F2CAE6	F2CAEX
		906.633	906.633	906.633	906.635	906.635	906.635	906.637	906.637	906.637
F07	WINDOW PREP PACKAGE II^{23,24,27}	\$615	\$615	\$615	\$615	\$615	\$615	\$615	\$615	\$615
H22	DEFROSTER - REAR WINDOW	X	X	X	X	X	X	X	X	X
P08	COVER FOR TRANSPORT	X	X	X	X	X	X	X	X	X
VA7	STORAGE COMPARTMENT WITH NET IN REAR DOORS	X	X	X	X	X	X	X	X	X
W02	PANEL VAN W/WINDOWS ALL-AROUND	X	X	X	X	X	X	X	X	X
W16	SECOND ROW, FIXED WINDOW, DRIVER SIDE	X	X	X	X	X	X	X	X	X
W17	SECOND ROW, FIXED WINDOW, PASSENGER SIDE	X	X	X	X	X	X	X	X	X
W22	FIXED WINDOW, CENTER LEFT	-	-	-	X	X	X	X	X	X
W23	FIXED WINDOW, CENTER RIGHT	-	-	-	X	X	X	X	X	X
W27	FIXED WINDOW, REAR LEFT	X	X	X	X	X	X	X	X	X
W28	FIXED WINDOW, REAR RIGHT	X	X	X	X	X	X	X	X	X
W93	SIDE WINDOW OPENINGS W/O GLASS	X	X	X	X	X	X	X	X	X

		144" 4C	144" 6C	144" 4X4	170" 4C	170" 6C	170" 4X4	170" E 4C	170" E 6C	170" 4X4
		M2CA44	M2CA46	M2CA4X	M2CA74	M2CA76	M2CA7X	M2CAE4	M2CAE6	M2CAEX
		F2CA44	F2CA46	F2CA4X	F2CA74	F2CA76	F2CA7X	F2CAE4	F2CAE6	F2CAEX
		906.633	906.633	906.633	906.635	906.635	906.635	906.637	906.637	906.637
F10	AMBULANCE PREP PACKAGE - CARGO VAN²³	\$4,570	\$4,570	\$4,570	-	-	-	-	-	-
E46	12 V POWER OUTLET DRIVER SEAT BASE	X	X	X	-	-	-	-	-	-
FZ9	KEYS, TWO ADDITIONAL MASTERS	X	X	X	-	-	-	-	-	-
SB1	COMFORT DRIVER'S SEAT	X	X	X	-	-	-	-	-	-
SB2	COMFORT PASSENGER SEAT	X	X	X	-	-	-	-	-	-
E28	ADDITIONAL BATTERY FOR RETROFIT	X	X	X	-	-	-	-	-	-
E36	CUTOFF RELAY FOR ADDITIONAL BATTERY	X	X	X	-	-	-	-	-	-
ED5	PARAMETRIC SPECIAL MODULE	X	X	X	-	-	-	-	-	-
M53	HIGH-IDLE PRESET	X	X	X	-	-	-	-	-	-
F68	HEATED AND ELECTRICALLY ADJUSTABLE MIRRORS	X	X	X	-	-	-	-	-	-
MS1	CRUISE CONTROL	X	X	X	-	-	-	-	-	-
N63	BRACKET FOR AUX. A/C COMPRESSOR	X	X	X	-	-	-	-	-	-
S62	SEAT BELTS ORANGE, DRIVER AND FR. PASS	X	X	X	-	-	-	-	-	-
D03	HIGH ROOF	X	X	X	-	-	-	-	-	-
H22	DEFROSTER - REAR WINDOW	X	X	X	-	-	-	-	-	-
W17	FIXED WINDOW AT FRONT RIGHT SIDEWALL IN RIGHT SIDE SLIDING LOAD COMPT DOOR	X	X	X	-	-	-	-	-	-
W61	WINDOWS IN TAILGATE/REAR DOORS	X	X	X	-	-	-	-	-	-

23 This will result in an incomplete vehicle. Upfitter is final stage manufacturer. 24 Must select either W61/W78.

27 Rear sidewalls window cut outs - rear doors contains window.

2017 SPRINTER | FLEET PACKAGES 2500 CARGO VAN



		144" 4C	144" 6C	144" 4X4	170" 4C	170" 6C	170" 4X4	170" E 4C	170" E 6C	170" 4X4
		M2CA44	M2CA46	M2CA4X	M2CA74	M2CA76	M2CA7X	M2CAE4	M2CAE6	M2CAEX
		F2CA44	F2CA46	F2CA4X	F2CA74	F2CA76	F2CA7X	F2CAE4	F2CAE6	F2CAEX
		906.633	906.633	906.633	906.635	906.635	906.635	906.637	906.637	906.637
X02	PARTITION W/SLIDING DOOR AND PASSENGER JUMP SEAT PACKAGE	\$1,375	\$1,375	-	\$1,375	\$1,375	-	\$1,375	\$1,375	-
D64	BULKHEAD WITH SLIDING DOOR	X	X	-	X	X	-	X	X	-
S20	PASSENGER SEAT FOLDABLE	X	X	-	X	X	-	X	X	-
S99	PASSENGER SEAT PEDESTAL & AIRBAG - DELETION	X	X	-	X	X	-	X	X	-
T77	ASSIST HANDLE W/PARTITION	X	X	-	X	X	-	X	X	-

		144" 4C	144" 6C	144" 4X4	170" 4C	170" 6C	170" 4X4	170" E 4C	170" E 6C	170" 4X4
		M2CA44	M2CA46	M2CA4X	M2CA74	M2CA76	M2CA7X	M2CAE4	M2CAE6	M2CAEX
		F2CA44	F2CA46	F2CA4X	F2CA74	F2CA76	F2CA7X	F2CAE4	F2CAE6	F2CAEX
		906.633	906.633	906.633	906.635	906.635	906.635	906.637	906.637	906.637
X07	HIGH-IDLE VARIABLE PACKAGE	\$665	\$665	\$665	\$665	\$665	\$665	\$665	\$665	\$665
ED5	PARAMETRIC SPECIAL MODULE (PSM)	X	X	X	X	X	X	X	X	X
MT4	HIGH-IDLE - DRIVER ADJUSTABLE	X	X	X	X	X	X	X	X	X

		144" 4C	144" 6C	144" 4X4	170" 4C	170" 6C	170" 4X4	170" E 4C	170" E 6C	170" 4X4
		M2CA44	M2CA46	M2CA4X	M2CA74	M2CA76	M2CA7X	M2CAE4	M2CAE6	M2CAEX
		F2CA44	F2CA46	F2CA4X	F2CA74	F2CA76	F2CA7X	F2CAE4	F2CAE6	F2CAEX
		906.633	906.633	906.633	906.635	906.635	906.635	906.637	906.637	906.637
X11	HIGH-PERFORMANCE AIR CONDITIONING PACKAGE	\$3,785	\$3,785	\$3,785	\$3,785	\$3,785	\$3,785	\$3,785	\$3,785	\$3,785
ED4	AGM BATTERY 12 V 95 AH 850 A	-	X	X	-	X	X	-	X	X
HH0	AIR CONDITIONING SYSTEM PRE-INSTALLATION	X	X	X	X	X	X	X	X	X
H08	AIR CONDITIONING REAR, ROOF-MOUNTED	-	-	-	-	-	-	-	-	-
HH5	PARTS KIT, A/C SYSTEM	X	X	X	X	X	X	X	X	X

2017 SPRINTER | FLEET PACKAGES 2500 CARGO VAN



144" 4C	144" 6C	144" 4X4	170" 4C	170" 6C	170" 4X4	170" E 4C	170" E 6C	170" 4X4
M2CA44	M2CA46	M2CA4X	M2CA74	M2CA76	M2CA7X	M2CAE4	M2CAE6	M2CAEX
F2CA44	F2CA46	F2CA4X	F2CA74	F2CA76	F2CA7X	F2CAE4	F2CAE6	F2CAEX
906.633	906.633	906.633	906.635	906.635	906.635	906.637	906.637	906.637

X14	UPFITTER PREP PACKAGE ²³	\$3,805	\$3,805	\$3,805	\$3,805	\$3,805	\$3,805	\$3,805	\$3,805	\$3,805
E28	ADDITIONAL BATTERY FOR RETROFIT	X	X	X	X	X	X	X	X	X
E36	CUTOFF RELAY FOR ADDITIONAL BATTERY	X	X	X	X	X	X	X	X	X
E46	12 V POWER OUTLET DRIVER SEAT BASE	X	X	X	X	X	X	X	X	X
ED5	PARAMETRIC SPECIAL MODULE (PSM)	X	X	X	X	X	X	X	X	X
ES2	12 V POWER OUTLET REAR COMPARTMENT	X	X	X	X	X	X	X	X	X
H00	WARM/COOL AIR DUCT TO REAR COMPARTMENT	X	X	X	X	X	X	X	X	X
H22	DEFROSTER - REAR WINDOW	X	X	X	X	X	X	X	X	X
V31	WINDOW PILLAR TRIM	X	X	X	X	X	X	X	X	X
V36	ROOF TRIM	X	X	X	X	X	X	X	X	X
VA1	SIDEWALL PANELING WAIST HEIGHT PVC	X	X	X	X	X	X	X	X	X
VA7	STORAGE COMPARTMENT WITH NET IN REAR DOORS	X	X	X	X	X	X	X	X	X
W02	PANEL VAN W/WINDOWS ALL-AROUND	X	X	X	X	X	X	X	X	X
W16	2ND ROW, FIXED WINDOW, DRIVER SIDE	X	X	X	X	X	X	X	X	X
W17	2ND ROW, FIXED WINDOW, PASSENGER SIDE	X	X	X	X	X	X	X	X	X
W22	FIXED WINDOW, CENTER LEFT	-	-	-	X	X	X	X	X	X
W23	FIXED WINDOW, CENTER RIGHT	-	-	-	X	X	X	X	X	X
W27	FIXED WINDOW, REAR LEFT	X	X	X	X	X	X	X	X	X
W28	FIXED WINDOW, REAR RIGHT	X	X	X	X	X	X	X	X	X

²³ This will result in an incomplete vehicle. Upfitter is final stage manufacturer.

2017 SPRINTER | STANDARD EQUIPMENT 3500 CARGO VAN



144" 4C	144" 6C	170" 4C	170" 6C	170" E 4C	170" E 6C
M3CA44	M3CA46	M3CA74	M3CA76	M3CAE4	M3CAE6
F3CA44	F3CA46	F3CA74	F3CA76	F3CAE4	F3CAE6
906.653	906.653	906.655	906.655	906.657	906.657

STANDARD EQUIPMENT		144" 4C	144" 6C	170" 4C	170" 6C	170" E 4C	170" E 6C
X31	SUPER SINGLE TIRES²⁸	\$0	\$0	\$0	\$0	\$0	\$0
C36	ADJUSTED REAR SPRING	S	S	S	S	S	S
RH9	SUPER SINGLE TIRES REAR 285/65 R16 C ²⁸	S	S	S	S	S	S
RS5	STEEL WHEELS: 8.5 J X 16 REAR; 6.5 J X 16 FRONT ²⁸	S	S	S	S	S	S
RY2	TIRE PRESSURE MONITORING LAMP ²⁸	S	S	S	S	S	S
X34	DUAL REAR WHEEL TIRES²⁸	\$700	\$700	\$700	\$700	\$700	\$700
RH7	TIRES LT 215/85 R16 ²⁸	S	S	S	S	S	S
RS6	5.5 J X 16 STEEL WHEELS ²⁸	S	S	S	S	S	S
ENGINE							
4-CYL ENGINE/7-SPEED TRANSMISSION		S	-	S	-	S	-
CL9	ECO POWER STEERING PUMP	S	-	S	-	S	-
ED4	AGM BATTERY 12 V 95 AH 850 A	S	-	S	-	S	-
G42	7G-TRONIC TRANSMISSION, 7-SPEED	S	-	S	-	S	-
KA8	PARTICLE SENSOR	S	-	S	-	S	-
KP1	FUEL PUMP, ELECTRIC	S	-	S	-	S	-
MG3	ENGINE 2.1 L 4-CYLINDER TURBO DIESEL	S	-	S	-	S	-
MH5	EMISSIONS EPA 14/CARB	S	-	S	-	S	-
M47	ALTERNATOR MANAGEMENT	S	-	S	-	S	-
M40	ALTERNATOR 14 V/200 A	S	-	S	-	S	-
N81	REFRIGERANT COMPRESSOR (KMV)	S	-	S	-	S	-

²⁸ Must choose X31 (Super Single) or X32 (Dual Rear Wheel) when ordering.

2017 SPRINTER | STANDARD EQUIPMENT 3500 CARGO VAN

144" 4C	144" 6C	170" 4C	170" 6C	170" E 4C	170" E 6C
M3CA44	M3CA46	M3CA74	M3CA76	M3CAE4	M3CAE6
F3CA44	F3CA46	F3CA74	F3CA76	F3CAE4	F3CAE6
906.653	906.653	906.655	906.655	906.657	906.657

		144" 4C	144" 6C	170" 4C	170" 6C	170" E 4C	170" E 6C
X31	SUPER SINGLE TIRES²⁸	\$0	\$0	\$0	\$0	\$0	\$0
C36	ADJUSTED REAR SPRING	S	S	S	S	S	S
RH9	SUPER SINGLE TIRES REAR 285/65 R16 C ²⁸	S	S	S	S	S	S
RS5	STEEL WHEELS: 8.5 J X 16 REAR; 6.5 J X 16 FRONT ²⁸	S	S	S	S	S	S
RY2	TIRE PRESSURE MONITORING LAMP ²⁸	S	S	S	S	S	S
X34	DUAL REAR WHEEL TIRES²⁸	\$700	\$700	\$700	\$700	\$700	\$700
RH7	TIRES LT 215/85 R16 ²⁸	S	S	S	S	S	S
RS6	5.5 J X 16 STEEL WHEELS ²⁸	S	S	S	S	S	S
6-CYL ENGINE/5-SPEED TRANSMISSION		-	S	-	S	-	S
EE8	BATTERY 12 V 100 AMP	-	S	-	S	-	S
G40	5-SPEED AUTOMATIC TRANSMISSION	-	S	-	S	-	S
MH7	EMISSIONS EPA 16/CARB	-	S	-	S	-	S
MG5	ENGINE 3.0 L V6 TURBO DIESEL	-	S	-	S	-	S
M46	ALTERNATOR 14 V/220 A	-	S	-	S	-	S
EQUIPMENT							
AR3	AXLE RATIO 4.18	S	S	S	S	S	S
BB9	ELECTRONIC STABILITY PROGRAM (ESP9I)	S	S	S	S	S	S
CL1	ADJUSTABLE STEERING WHEEL (ANGLE) WITH STANDARD SHIFT PADDLES	S	S	S	S	S	S
C40	STABILIZER FRONT AXLE	S	S	S	S	S	S
D03	HIGH ROOF	O	O	S	S	S	S
D93	OMISSION BULKHEAD	S	S	S	S	S	S
ED8	PRE-INSTALLATION PSM	S	S	S	S	S	S
EK1	BODY BUILDER CONNECTOR UNDER DRIVER'S SEAT	S	S	S	S	S	S
EL8	SPEAKERS, 5 FRONT AUDIO	S	S	S	S	S	S
EN7	AUDIO 15 - AM/FM RADIO, USB, AUX, BLUETOOTH®, 5.8" SCREEN	S	S	S	S	S	S
ES0	JUMP START TERMINAL	S	S	S	S	S	S
E07	HILL-START ASSIST	S	S	S	S	S	S
E30	STARTER BATTERY DISCONNECT	S	S	S	S	S	S
FF5	SHELF ABOVE WINDSHIELD	S	S	S	S	S	S
FG8	CUP HOLDER FRONT	S	S	S	S	S	S
FI1	REMOTE KEY (315 MHZ) W/CENTRAL LOCKING	S	S	S	S	S	S
F61	INTERIOR REAR VIEW MIRROR	S	S	S	S	S	S
F66	LOCKABLE GLOVE COMPARTMENT	S	S	S	S	S	S
HH2	HEATER, AUXILIARY ELECTRIC HOT AIR	S	S	S	S	S	S
HH9	AIR CONDITION, FRONT	S	S	S	S	S	S
H20	HEAT-INSULATING GLASS	S	S	S	S	S	S
J11	SPEEDOMETER, MILES/KM	S	S	S	S	S	S
J58	SEAT BELT REMINDER, DRIVER	S	S	S	S	S	S
J65	OUTSIDE TEMPERATURE GAUGE	S	S	S	S	S	S
KB7	FUEL TANK, 24.5 GALLONS	S	S	S	S	S	S
KL1	AUX FUEL SENDING UNIT W/FUEL TAP	S	S	S	S	S	S
KL5	FUEL FILTER WITH WATER SEPARATOR	S	S	S	S	S	S

STANDARD EQUIPMENT

2017 SPRINTER | STANDARD EQUIPMENT 3500 CARGO VAN

144" 4C	144" 6C	170" 4C	170" 6C	170" E 4C	170" E 6C
M3CA44	M3CA46	M3CA74	M3CA76	M3CAE4	M3CAE6
F3CA44	F3CA46	F3CA74	F3CA76	F3CAE4	F3CAE6
906.653	906.653	906.655	906.655	906.657	906.657

		144" 4C	144" 6C	170" 4C	170" 6C	170" E 4C	170" E 6C
X31	SUPER SINGLE TIRES²⁸	\$0	\$0	\$0	\$0	\$0	\$0
C36	ADJUSTED REAR SPRING	S	S	S	S	S	S
RH9	SUPER SINGLE TIRES REAR 285/65 R16 C ²⁸	S	S	S	S	S	S
RS5	STEEL WHEELS: 8.5 J X 16 REAR; 6.5 J X 16 FRONT ²⁸	S	S	S	S	S	S
RY2	TIRE PRESSURE MONITORING LAMP ²⁸	S	S	S	S	S	S
X34	DUAL REAR WHEEL TIRES²⁸	\$700	\$700	\$700	\$700	\$700	\$700
RH7	TIRES LT 215/85 R16 ²⁸	S	S	S	S	S	S
RS6	5.5 J X 16 STEEL WHEELS ²⁸	S	S	S	S	S	S
EQUIPMENT							
K60	EXHAUST STRAIGHT TO REAR	S	S	S	S	S	S
LB5	THIRD BRAKE LIGHT	S	S	S	S	S	S
LG6	DAYTIME DRIVING LIGHTS	S	S	S	S	S	S
L65	INTERIOR LIGHTS, CARGO/PASSENGER COMPARTMENT	S	S	S	S	S	S
L94	PARKING LIGHTS DELETION	S	S	S	S	S	S
P47	FRONT MUD FLAPS	S	S	S	S	S	S
P48	REAR MUD FLAPS	S	S	S	S	S	S
RF1	TIRES, CONTINENTAL VANCOFOURSEASON (M+S)	S	S	S	S	S	S
RM0	ALL-SEASON TIRES	S	S	S	S	S	S
RM9	SPECIALY REQUESTED TIRES	S	S	S	S	S	S
R65	SPARE WHEEL BRACKET BELOW FRAME	S	S	S	S	S	S
R87	SPARE WHEEL	S	S	S	S	S	S
SA5	AIRBAG, DRIVER FRONT	S	S	S	S	S	S
SA6	FRONT AIRBAG, PASSENGER	S	S	S	S	S	S
SH7	AIRBAG, DRIVER/PASSENGER THORAX	S	S	S	S	S	S
SH9	AIRBAG, DRIVER/PASSENGER WINDOW	S	S	S	S	S	S
S04	ADJUSTABLE FRONT PASSENGER SEAT	S	S	S	S	S	S
S22	ARMREST FOR DRIVER'S SEAT	S	S	S	S	S	S
S25	ARMREST FOR FRONT PASSENGER SEAT	S	S	S	S	S	S
T09	SLIDING DOOR, EXTENDED TRACK	S	S	S	S	S	S
T16	SLIDING DOOR, PASSENGER SIDE	S	S	S	S	S	S
V43	WOOD FLOOR WITH 6 D-RINGS	S	S	S	S	S	S
V85	CIGARETTE LIGHTER & ASH CUP, FRONT	S	S	S	S	S	S
W54	REAR DOORS, OPENING 270 DEGREES	S	S	S	S	S	S
XB3	GVWR 9,990 LBS	S	S	S	S	S	S
Y43	JACK, HYDRAULIC	S	S	S	S	S	S

STANDARD EQUIPMENT

CLICK ON CODES BELOW TO GO TO FULL DESCRIPTION.

2017 SPRINTER | OPTIONAL EQUIPMENT 3500 CARGO VAN



	144" 4C	144" 6C	170" 4C	170" 6C	170" E 4C	170" E 6C
M3CA44		M3CA46	M3CA74	M3CA76	M3CAE4	M3CAE6
F3CA44		F3CA46	F3CA74	F3CA76	F3CAE4	F3CAE6
906.653		906.653	906.655	906.655	906.657	906.657

OPTIONAL EQUIPMENT							
A50	FRONT AXLE REINFORCED	\$317	\$317	\$317	\$317	\$317	\$317
AR2	AXLE RATIO 3.92	-	\$0	-	\$0	-	\$0
AR4	AXLE RATIO 4.36	\$0	-	\$0	-	\$0	-
AP2	ADDTL. BAR FOR DRIVESHAFT AND EXHAUST EXTENSION	\$62	\$62	\$62	\$62	-	-
CL3	LEATHER STEERING WHEEL (MB ONLY)	\$170	\$170	\$170	\$170	\$170	\$170
C72	BUMPERS FRONT/REAR PRIMED	\$333	\$333	\$333	\$333	\$333	\$333
CM0	PAINTED METALLIC FRONT & REAR BUMPER	\$625	\$625	\$625	\$625	\$625	\$625
CM9	PRIMED SIDE MOLDINGS	\$333	\$333	\$333	\$333	\$333	\$333
DO3	HIGH ROOF	\$2,500	\$2,500	S	S	S	S
D13	MOUNTING RAILS FOR ROOF RACK	\$274	\$274	\$274	\$274	\$274	\$274
D22	FIXED SUNROOF (REAR ROOF SECTION)	\$307	\$307	\$307	\$307	\$307	\$307
D50	CARGO PARTITION	\$264	\$264	\$264	\$264	\$264	\$264
D51	CARGO PARTITION WITH ONE WINDOW	\$306	\$306	\$306	\$306	\$306	\$306
D53	CARGO PARTITION WITH ONE SLIDING WINDOW	\$470	\$470	\$470	\$470	\$470	\$470
D62	PRE-INSTALLATION FOR BULKHEAD	\$127	\$127	\$127	\$127	\$127	\$127
E40	TRAILER HITCH PREP. WIRING ⁸	\$127	\$127	\$127	\$127	\$127	\$127
E46	12 V POWER OUTLET, DRIVER SEAT BASE	\$84	\$84	\$84	\$84	\$84	\$84
E1N	BECKER [®] MAP PILOT	\$624	\$624	\$624	\$624	\$624	\$624
ED5	PARAMETRIC SPECIAL MODULE (PSM)	\$290	\$290	\$290	\$290	\$290	\$290
EN6	AUDIO 10	-\$157	-\$157	-\$157	-\$157	-\$157	-\$157

⁸ E40 requires Mercedes-Benz Accessory Hitch.

2017 SPRINTER | OPTIONAL EQUIPMENT 3500 CARGO VAN




	144" 4C	144" 6C	170" 4C	170" 6C	170" E 4C	170" E 6C
	M3CA44	M3CA46	M3CA74	M3CA76	M3CAE4	M3CAE6
	F3CA44	F3CA46	F3CA74	F3CA76	F3CAE4	F3CAE6
	906.653	906.653	906.655	906.655	906.657	906.657

OPTIONAL EQUIPMENT						
ERO	PRE-INSTALLATION FOR RADIO	-\$369	-\$369	-\$369	-\$369	-\$369
ES2	12 V POWER OUTLET, REAR COMPARTMENT	\$84	\$84	\$84	\$84	\$84
EV6	PRE-INSTALLATION BECKER® MAP PILOT NAVIGATION SYSTEM	\$307	\$307	\$307	\$307	\$307
EZ8	PARKTRONIC SYSTEM (PTS) ⁹	\$980	\$980	\$980	\$980	\$980
F46	HEADLAMP WASHING SYSTEM	\$265	\$265	\$265	\$265	\$265
F49	ELECTRICALLY HEATED WINDSHIELD	\$440	\$440	\$440	\$440	\$440
F68	HEATED AND ELECTRICALLY ADJUSTABLE EXTERIOR MIRRORS	\$264	\$264	\$264	\$264	\$264
FF8	OVERHEAD STORAGE SLOT, FRONT CENTER	\$96	\$96	\$96	\$96	\$96
FJ1	HINGED LID FOR STORAGE COMPARTMENT	\$85	\$85	\$85	\$85	\$85
FK3	CHROME TRIM RADIATOR GRILLE (MERCEDES-BENZ ONLY)	\$342	\$342	\$342	\$342	\$342
FR7	PRE-WIRING, REAR CAMERA (FLEET ONLY)	\$79	\$79	\$79	\$79	\$79
FR8	REAR VIEW CAMERA	\$677	\$677	\$677	\$677	\$677
FY1	SECURITY ALARM WITH INTERIOR MOTION SENSOR	\$619	\$619	\$619	\$619	\$619
FY7	OPTIONAL THREE-BUTTON KEYS	\$33	\$33	\$33	\$33	\$33
FZ9	KEYS, TWO ADDITIONAL MASTERS	\$111	\$111	\$111	\$111	\$111
H01	HEAT INSULATION, REAR COMPARTMENT	\$143	\$143	\$143	\$143	\$143
H04	HEAT INSULATION, FRONT COMPARTMENT	\$170	\$170	\$170	\$170	\$170
H12	FUEL-FIRED PRE-HEATER/BOOSTER (17,000 BTU)	\$1,021	\$1,021	\$1,021	\$1,021	\$1,021
H13	REAR CABIN HEATER AND VENTS ¹⁰	\$719	\$719	\$719	\$719	\$719
H15	HEATED FRONT PASSENGER SEAT	\$260	\$260	\$260	\$260	\$260
H16	HEATED DRIVER'S SEAT	\$260	\$260	\$260	\$260	\$260
H21	WINDSHIELD WITH FILTER BAND	\$54	\$54	\$54	\$54	\$54
H22	REAR WINDOW DEFROSTER	\$232	\$232	\$232	\$232	\$232
H72	ROOF FAN, ELECTRIC	\$365	\$365	\$365	\$365	\$365
H88	REAR HEATER PREP	\$370	\$370	\$370	\$370	\$370
HY1	REMOTE CONTROL FOR AUXILIARY HEATER	\$348	\$348	\$348	\$348	\$348
HZ5	HEAVY DUTY FUEL-FIRED PRE-HEATER/BOOSTER (34,000 BTU)	\$1,028	\$1,028	\$1,028	\$1,028	\$1,028
HZ9	FUEL-FIRED HEATER BOOSTER (17,000 BTU)	\$618	\$618	\$618	\$618	\$618
J51	FUEL GAUGE, OPTIMIZED FOR AUX. FUEL TAP	\$66	\$66	\$66	\$66	\$66
J78	SEALING OF SPEEDOMETER DRIVE	\$66	\$66	\$66	\$66	\$66
JA5	LIGHT AND RAIN SENSOR	\$265	\$265	\$265	\$265	\$265
JW0	BACKUP ALARM	\$91	\$91	\$91	\$91	\$91
JW2	DEACTIVATION LAMP MONITORING FAILURE	\$24	\$24	\$24	\$24	\$24

⁹ EZ8 requires F68. ¹⁰ H13 requires HZ5, HZ9 or H12.

2017 SPRINTER | OPTIONAL EQUIPMENT 3500 CARGO VAN



	144" 4C	144" 6C	170" 4C	170" 6C	170" E 4C	170" E 6C
	M3CA44	M3CA46	M3CA74	M3CA76	M3CAE4	M3CAE6
	F3CA44	F3CA46	F3CA74	F3CA76	F3CAE4	F3CAE6
	906.653	906.653	906.655	906.655	906.657	906.657

OPTIONAL EQUIPMENT						
JY9	DELETION OF LANE KEEPING ASSIST ²⁹	\$0	\$0	\$0	\$0	\$0
K52	DEF FLUID FILLER CAP - LOCKABLE	\$24	\$24	\$24	\$24	\$24
L16	FOG LAMPS	\$222	\$222	\$222	\$222	\$222
L63	CEILING LIGHTS REAR COMPARTMENT, LED	\$275	\$275	\$275	\$275	\$275
L71	LIGHT/MOTION SENSOR IN REAR COMPARTMENT	\$49	\$49	\$49	\$49	\$49
LB9	ILLUMINATED FRONT EXITS	\$138	\$138	\$138	\$138	\$138
LD0	OVERHEAD CONTROL PANEL WITH TWO READING LIGHTS	\$127	\$127	\$127	\$127	\$127
LD4	CONVENIENCE LIGHTING IN LOAD/PASSENGER COMPARTMENTS	\$191	\$191	\$191	\$191	\$191
M20	SPEED LIMITATION 65 MPH	\$55	\$55	\$55	\$55	\$55
MD3	SPEED LIMITATION 75 MPH	\$55	\$55	\$55	\$55	\$55
M53	HIGH-IDLE PRESET	\$381	\$381	\$381	\$381	\$381
M60	GENERATOR 14 V / 250 A (4CE ONLY) ¹²	\$0	-	\$0	-	\$0
MH8	SULEV EMISSIONS	\$600	-	\$600	-	\$600
MS1	CRUISE CONTROL	\$374	\$374	\$374	\$374	\$374
MT4	HIGH IDLE - DRIVER ADJUSTABLE	\$414	\$414	\$414	\$414	\$414
N62	FRONT ENGINE BRACKET FOR ADDITIONAL ALTERNATOR	\$427	\$427	\$427	\$427	\$427
N63	FRONT ENGINE BRACKET FOR AUXILIARY A/C COMPRESSOR	\$427	\$427	\$427	\$427	\$427
R91	SPARE WHEEL DELETION ³⁰	-\$105	-\$105	-\$105	-\$105	-\$105
R92	SPARE TIRE CARRIER DELETION	\$0	\$0	\$0	\$0	\$0
R98	RIMS PAINTED JET BLACK	\$74	\$74	\$74	\$74	\$74
RM1	M+S WINTER TIRES	\$127	\$127	\$127	\$127	\$127
RM2	RIMS PAINTED ARCTIC WHITE ³¹	\$74	\$74	\$74	\$74	\$74
S62	SEAT BELTS ORANGE, DRIVER AND FRONT PASSENGER	\$29	\$29	\$29	\$29	\$29
SB1	COMFORT DRIVER'S SEAT	\$217	\$217	\$217	\$217	\$217
SB2	COMFORT PASSENGER SEAT	\$217	\$217	\$217	\$217	\$217
SB9	DRIVER'S SEAT PLUS	\$217	\$217	\$217	\$217	\$217
SZ7	STORAGE NET, DRIVER SEAT BACKREST	\$59	\$59	\$59	\$59	\$59
SZ8	STORAGE NET, PASSENGER SEAT BACKREST	\$59	\$59	\$59	\$59	\$59
T12	SLIDING DOOR TWO-STAGE OPENING	\$75	\$72	\$72	\$72	\$72
T19	SLIDING DOOR, DRIVER'S SIDE	\$855	\$855	\$855	\$855	\$855
T57	ELECTRIC SLIDING STEP ¹⁵	\$979	\$979	\$979	\$979	\$979
T74	ASSIST HANDLE, B-PILLAR	\$29	\$29	\$29	\$29	\$29
T75	DOOR-MOUNTED ASSIST HANDLES, DRIVER AND PASSENGER	\$54	\$54	\$54	\$54	\$54
T77	ASSIST HANDLE W/ PARTITION	\$29	\$29	\$29	\$29	\$29

29 JY9 only if CO4 not selected. 12 M60 required for H08 or HH0. 30 R91 requires R92. 31 RM2 not available with X31 (Super Single).
15 T57 requires ED5.

2017 SPRINTER | OPTIONAL EQUIPMENT 3500 CARGO VAN




144" 4C	144" 6C	170" 4C	170" 6C	170" E 4C	170" E 6C
M3CA44	M3CA46	M3CA74	M3CA76	M3CAE4	M3CAE6
F3CA44	F3CA46	F3CA74	F3CA76	F3CAE4	F3CAE6
906.653	906.653	906.655	906.655	906.657	906.657

OPTIONAL EQUIPMENT		144" 4C	144" 6C	170" 4C	170" 6C	170" E 4C	170" E 6C
T85	ASSIST HANDLE, LEFT REAR DOOR	\$29	\$29	\$29	\$29	\$29	\$29
T86	ASSIST HANDLE, RIGHT REAR DOOR	\$29	\$29	\$29	\$29	\$29	\$29
T93	SLIDING DOOR RIGHT SIDE DELETION	\$0	\$0	\$0	\$0	\$0	\$0
V07	CAB REAR WALL LINER ¹⁶	\$328	\$328	\$328	\$328	\$328	\$328
V25	HALF-HEIGHT LOAD COMPARTMENT TRIM	\$184	\$184	\$184	\$184	\$184	\$184
V36	ROOF TRIM	\$802	\$802	\$802	\$802	\$802	\$802
V42	CARGO LASHING RAILS, WAIST HIGH	\$253	\$253	\$253	\$253	\$253	\$253
VC4	CARGO LASHING RAILS, HEAD HEIGHT	\$380	\$380	\$380	\$380	\$380	\$380
V93	WOODEN FLOOR DELETION	-\$306	-\$306	-\$306	-\$306	-\$306	-\$306
V94	CABLE DUCT - SIDEWALL	\$21	\$21	\$21	\$21	\$21	\$21
V95	CABLE DUCT - REAR PORTAL	\$21	\$21	\$21	\$21	\$21	\$21
VA3	SIDE WALL PANELING, FULL HARDBOARD	\$406	\$406	\$406	\$406	\$406	\$406
VA7	STORAGE COMPARTMENT WITH NET IN REAR DOORS ¹⁷	\$116	\$116	\$116	\$116	\$116	\$116
VC5	DOOR SILL - PROTECTIVE EDGE	\$65	\$65	\$65	\$65	\$65	\$65
W16	2ND ROW, FIXED WINDOW, DRIVER SIDE	\$132	\$132	\$132	\$132	\$132	\$132
W17	2ND ROW, FIXED WINDOW, PASSENGER SIDE	\$132	\$132	\$132	\$132	\$132	\$132
W61	WINDOWS IN REAR DOORS ¹⁸	\$85	\$85	\$85	\$85	\$85	\$85
W70	BLACK TINTING (80%) FOR REAR WINDOWS	\$127	\$127	\$127	\$127	\$127	\$127
W73	BUMPER STEP, REAR, GRAY	\$170	\$170	\$170	\$170	\$170	\$170
W76	BUMPER STEP, REAR, SPRING-LOADED ¹⁹	-	-	\$550	\$550	\$550	\$550
W78	WINDOWS REAR DOORS WITH WASHERS/WIPERS ¹⁸	\$391	\$391	\$391	\$391	\$391	\$391
X90	DELETION OF SPRINTER BADGE, LEFT REAR DOOR	\$0	\$0	\$0	\$0	\$0	\$0
X93	DELETION OF MODEL BADGE, RIGHT REAR DOOR	\$0	\$0	\$0	\$0	\$0	\$0
XW6	FRONT LICENSE PLATE DELETION	\$0	\$0	\$0	\$0	\$0	\$0
Y10	FIRST AID KIT	\$24	\$24	\$24	\$24	\$24	\$24
Y26	WHEEL CHOCKS	\$35	\$35	\$35	\$35	\$35	\$35
Y45	EMERGENCY FLASHLIGHT	\$24	\$24	\$24	\$24	\$24	\$24
YK3	CARGO STRAPS, D-RINGS	\$74	\$74	\$74	\$74	\$74	\$74
YK4	CARGO STRAPS, LASHING RAILS	\$95	\$95	\$95	\$95	\$95	\$95
ZE6	SHELVING PREP	\$586	\$586	\$586	\$586	\$586	\$586

16 V07 requires D50/D51. 17 VA7 requires W61/W78. 18 W61 requires VA7. 19 W76 requires R91 and R92.

2017 SPRINTER | PACKAGES 3500 CARGO VAN

		144" 4C	144" 6C	170" 4C	170" 6C	170" E 4C	170" E 6C
		M3CA44	M3CA46	M3CA74	M3CA76	M3CAE4	M3CAE6
		F3CA44	F3CA46	F3CA74	F3CA76	F3CAE4	F3CAE6
		906.653	906.653	906.655	906.655	906.657	906.657
C01	DRIVER COMFORT PACKAGE	\$570	\$570	\$570	\$570	\$570	\$570
E46	12 V OUTLET AT DRIVER SEAT BASE	X	X	X	X	X	X
FJ1	HINGED LID FOR STORAGE COMPARTMENT	X	X	X	X	X	X
FZ9	TWO ADDITIONAL MASTER KEYS	X	X	X	X	X	X
SB1	COMFORT SEAT, DRIVER	X	X	X	X	X	X
SB2	COMFORT SEAT, PASSENGER	X	X	X	X	X	X



		144" 4C	144" 6C	170" 4C	170" 6C	170" E 4C	170" E 6C
		M3CA44	M3CA46	M3CA74	M3CA76	M3CAE4	M3CAE6
		F3CA44	F3CA46	F3CA74	F3CA76	F3CAE4	F3CAE6
		906.653	906.653	906.655	906.655	906.657	906.657
C02	DRIVER EFFICIENCY PACKAGE	\$1,520	\$1,520	\$1,520	\$1,520	\$1,520	\$1,520
E1N	BECKER® MAP PILOT NAVIGATION SYSTEM	X	X	X	X	X	X
FR8	REAR VIEW CAMERA	X	X	X	X	X	X
L16	FOG LAMPS	X	X	X	X	X	X
MS1	CRUISE CONTROL	X	X	X	X	X	X





		144" 4C	144" 6C	170" 4C	170" 6C	170" E 4C	170" E 6C
		M3CA44	M3CA46	M3CA74	M3CA76	M3CAE4	M3CAE6
		F3CA44	F3CA46	F3CA74	F3CA76	F3CAE4	F3CAE6
		906.653	906.653	906.655	906.655	906.657	906.657
C03	ACTIVE SAFETY PLUS PACKAGE	\$1,545	\$1,545	\$1,545	\$1,545	\$1,545	\$1,545
CL4	MULTIFUNCTION STEERING WHEEL WITH TRIP COMPUTER	X	X	X	X	X	X
JA5	LIGHT AND RAIN SENSOR	X	X	X	X	X	X
JA6	COLLISION PREVENTION ASSIST	X	X	X	X	X	X
JA7	BLIND SPOT ASSIST	X	X	X	X	X	X
JW5	LANE KEEPING ASSIST	X	X	X	X	X	X
LA1	HIGHBEAM ASSIST	X	X	X	X	X	X
JK3	4.2" PIXEL MATRIX DISPLAY W/CHROME DIALS	X	X	X	X	X	X
F68	HEATED AND ELECTRICALLY ADJUSTABLE MIRRORS	X	X	X	X	X	X
H21	WINDSHIELD WITH FILTER BAND	X	X	X	X	X	X
LDO	OVERHEAD CONTROL PANEL WITH TWO READING LIGHTS	X	X	X	X	X	X
Y10	FIRST AID KIT	X	X	X	X	X	X
Y45	EMERGENCY FLASHLIGHT	X	X	X	X	X	X



2017 SPRINTER | PACKAGES 3500 CARGO VAN

		144" 4C	144" 6C	170" 4C	170" 6C	170" E 4C	170" E 6C
		M3CA44	M3CA46	M3CA74	M3CA76	M3CAE4	M3CAE6
		F3CA44	F3CA46	F3CA74	F3CA76	F3CAE4	F3CAE6
		906.653	906.653	906.655	906.655	906.657	906.657
C04	ACTIVE SAFETY PLUS PACKAGE WITH PARKTRONIC	\$2,680	\$2,680	\$2,680	\$2,680	\$2,680	\$2,680
CL4	MULTIFUNCTION STEERING WHEEL WITH TRIP COMPUTER	X	X	X	X	X	X
EZ8	PARKTRONIC	X	X	X	X	X	X
JA5	LIGHT AND RAIN SENSOR	X	X	X	X	X	X
JA6	COLLISION PREVENTION ASSIST	X	X	X	X	X	X
JA7	BLIND SPOT ASSIST	X	X	X	X	X	X
JW5	LANE KEEPING ASSIST	X	X	X	X	X	X
LA1	HIGHBEAM ASSIST	X	X	X	X	X	X
JK3	4.2" PIXEL MATRIX DISPLAY W/CHROME DIALS	X	X	X	X	X	X
F68	HEATED AND ELECTRICALLY ADJUSTABLE MIRRORS	X	X	X	X	X	X
H21	WINDSHIELD WITH FILTER BAND	X	X	X	X	X	X
LD0	OVERHEAD CONTROL PANEL WITH TWO READING LIGHTS	X	X	X	X	X	X
Y10	FIRST AID KIT	X	X	X	X	X	X
Y45	EMERGENCY FLASHLIGHT	X	X	X	X	X	X



		144" 4C	144" 6C	170" 4C	170" 6C	170" E 4C	170" E 6C
		M3CA44	M3CA46	M3CA74	M3CA76	M3CAE4	M3CAE6
		F3CA44	F3CA46	F3CA74	F3CA76	F3CAE4	F3CAE6
		906.653	906.653	906.655	906.655	906.657	906.657
C06	WORKSPACE ACCESS PACKAGE	\$820	\$820	\$820	\$820	\$820	\$820
E28	ADDITIONAL BATTERY FOR RETROFIT	X	X	X	X	X	X
E36	CUTOFF RELAY FOR ADDITIONAL BATTERY	X	X	X	X	X	X
ES2	12 V OUTLET IN LOAD COMPARTMENT	X	X	X	X	X	X
L63	CEILING LIGHTS IN REAR COMPARTMENT, LED	X	X	X	X	X	X
T74	ASSIST HANDLE, B-PILLAR	X	X	X	X	X	X
T85	ASSIST HANDLE, LEFT REAR DOOR	X	X	X	X	X	X
T86	ASSIST HANDLE, RIGHT REAR DOOR	X	X	X	X	X	X
W73	REAR DOOR STEP	X	X	X	X	X	X



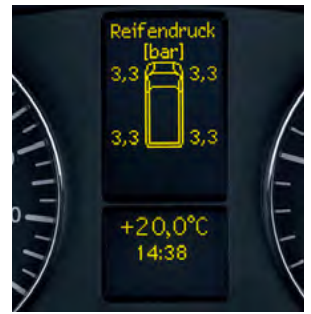
		144" 4C	144" 6C	170" 4C	170" 6C	170" E 4C	170" E 6C
		M3CA44	M3CA46	M3CA74	M3CA76	M3CAE4	M3CAE6
		F3CA44	F3CA46	F3CA74	F3CA76	F3CAE4	F3CAE6
		906.653	906.653	906.655	906.655	906.657	906.657
C07	CARGO PROTECTION PACKAGE³²	\$1,215	\$1,215	\$1,215	\$1,215	\$1,215	\$1,215
T12	SLIDING DOOR, TWO-STAGE OPENING	X	X	X	X	X	X
V42	LASHING RAILS, WAIST-LEVEL	X	X	X	X	X	X
VA3	SIDEWALL PANELING, FULL HARDBOARD	X	X	X	X	X	X
VC4	CARGO LASHING RAILS, HEAD HEIGHT	X	X	X	X	X	X
VV2	LASHING RAILS, FLOOR-LEVEL (PLUS 4 ANCHORS)	X	X	X	X	X	X
YK3	CARGO STRAPS, D-RINGS	X	X	X	X	X	X



³² Lashing rail straps (YK4) sold separately.

2017 SPRINTER | PACKAGES 3500 CARGO VAN


		144" 4C	144" 6C	170" 4C	170" 6C	170" E 4C	170" E 6C
		M3CA44	M3CA46	M3CA74	M3CA76	M3CAE4	M3CAE6
		F3CA44	F3CA46	F3CA74	F3CA76	F3CAE4	F3CAE6
		906.653	906.653	906.655	906.655	906.657	906.657
X31	SUPER SINGLE TIRES²⁸	\$0	\$0	\$0	\$0	\$0	\$0
RH9	SUPER SINGLE TIRES REAR 285/65 R16 C	X	X	X	X	X	X
RS5	STEEL WHEELS: 8.5 J X 16 RR; 6.5 J X 16 FR	X	X	X	X	X	X
RY2	TIRE PRESSURE MONITORING LAMP	X	X	X	X	X	X



		144" 4C	144" 6C	170" 4C	170" 6C	170" E 4C	170" E 6C
		M3CA44	M3CA46	M3CA74	M3CA76	M3CAE4	M3CAE6
		F3CA44	F3CA46	F3CA74	F3CA76	F3CAE4	F3CAE6
		906.653	906.653	906.655	906.655	906.657	906.657
X34	DUAL REAR WHEEL PACKAGE²⁸	\$700	\$700	\$700	\$700	\$700	\$700
RH7	TIRES LT 215/85 R16	X	X	X	X	X	X
RS6	5.5 J X 16 STEEL WHEELS	X	X	X	X	X	X



		144" 4C	144" 6C	170" 4C	170" 6C	170" E 4C	170" E 6C
		M3CA44	M3CA46	M3CA74	M3CA76	M3CAE4	M3CAE6
		F3CA44	F3CA46	F3CA74	F3CA76	F3CAE4	F3CAE6
		906.653	906.653	906.655	906.655	906.657	906.657
X04	MULTIFUNCTION WHEEL/DISPLAY PACKAGE	\$345	\$345	\$345	\$345	\$345	\$345
CL4	MULTIFUNCTION STEERING WHEEL	X	X	X	X	X	X
JK3	4.2" PIXEL MATRIX DISPLAY W/CHROME DIALS	X	X	X	X	X	X



		144" 4C	144" 6C	170" 4C	170" 6C	170" E 4C	170" E 6C
		M3CA44	M3CA46	M3CA74	M3CA76	M3CAE4	M3CAE6
		F3CA44	F3CA46	F3CA74	F3CA76	F3CAE4	F3CAE6
		906.653	906.653	906.655	906.655	906.657	906.657
X05	FRONT BENCH SEAT PACKAGE	\$645	\$645	\$645	\$645	\$645	\$645
S23	TWIN FRONT PASSENGER SEAT	X	X	X	X	X	X
SC1	BACKREST, FOLDING W/TABLE	X	X	X	X	X	X
S78	ASSIST HANDLE FOR INNER SEAT	X	X	X	X	X	X



		144" 4C	144" 6C	170" 4C	170" 6C	170" E 4C	170" E 6C
		M3CA44	M3CA46	M3CA74	M3CA76	M3CAE4	M3CAE6
		F3CA44	F3CA46	F3CA74	F3CA76	F3CAE4	F3CAE6
		906.653	906.653	906.655	906.655	906.657	906.657
X06	HIGH-IDLE FIXED PACKAGE (FLEET ONLY)	\$635	\$635	\$635	\$635	\$635	\$635
ED5	PARAMETRIC SPECIAL MODULE (PSM)	X	X	X	X	X	X
M53	HIGH-IDLE PRESET 1,500 RPM	X	X	X	X	X	X

²⁸ Must choose X31 (Super Single) or X32 (Dual Rear Wheel) when ordering.

2017 SPRINTER | PACKAGES 3500 CARGO VAN

		144" 4C	144" 6C	170" 4C	170" 6C	170" E 4C	170" E 6C
		M3CA44	M3CA46	M3CA74	M3CA76	M3CAE4	M3CAE6
		F3CA44	F3CA46	F3CA74	F3CA76	F3CAE4	F3CAE6
		906.653	906.653	906.655	906.655	906.657	906.657
X13	LIGHTING PACKAGE	\$950	\$950	\$950	\$950	\$950	\$950
LG0	BI-XENON HEADLAMPS U.S.	X	X	X	X	X	X
F46	HEADLAMP WASHING SYSTEM	X	X	X	X	X	X



		144" 4C	144" 6C	170" 4C	170" 6C	170" E 4C	170" E 6C
		M3CA44	M3CA46	M3CA74	M3CA76	M3CAE4	M3CAE6
		F3CA44	F3CA46	F3CA74	F3CA76	F3CAE4	F3CAE6
		906.653	906.653	906.655	906.655	906.657	906.657
X17	SUSPENSION PACKAGE I²²	\$515	\$515	\$515	\$515	\$515	\$515
C42	STABILIZER, REAR AXLE, UNDER FRAME	X	X	X	X	X	X
C45	STABILIZER, REINFORCED AT FRONT AXLE	X	X	X	X	X	X
CF4	CHASSIS FOR APPLICATION C	X	X	X	X	X	X
CF6	SPRINGS AND DAMPERS, FRONT, REINFORCED	X	X	X	X	X	X



		144" 4C	144" 6C	170" 4C	170" 6C	170" E 4C	170" E 6C
		M3CA44	M3CA46	M3CA74	M3CA76	M3CAE4	M3CAE6
		F3CA44	F3CA46	F3CA74	F3CA76	F3CAE4	F3CAE6
		906.653	906.653	906.655	906.655	906.657	906.657
X19	SUSPENSION PACKAGE III²²	\$335	\$335	\$335	\$335	\$335	\$335
CF2	CHASSIS FOR APPLICATION A	X	X	X	X	X	X
C42	STABILIZER, REAR AXLE, UNDER FRAME	X	X	X	X	X	X
C45	STABILIZER, REINFORCED AT FRONT AXLE	X	X	X	X	X	X

		144" 4C	144" 6C	170" 4C	170" 6C	170" E 4C	170" E 6C
		M3CA44	M3CA46	M3CA74	M3CA76	M3CAE4	M3CAE6
		F3CA44	F3CA46	F3CA74	F3CA76	F3CAE4	F3CAE6
		906.653	906.653	906.655	906.655	906.657	906.657
X22	TRAILER HITCH PACKAGE	\$435	\$435	\$435	\$435	\$435	\$435
E40	TRAILER HITCH PREP PACKAGE	X	X	X	X	X	X
Q24	TRAILER HITCH, 5,000 LBS	-	-	-	-	X	X
QA2	TRAILER CROSSMEMBER 7,500 LBS CAPACITY	X	X	X	X	-	-



		144" 4C	144" 6C	170" 4C	170" 6C	170" E 4C	170" E 6C
		M3CA44	M3CA46	M3CA74	M3CA76	M3CAE4	M3CAE6
		F3CA44	F3CA46	F3CA74	F3CA76	F3CAE4	F3CAE6
		906.653	906.653	906.655	906.655	906.657	906.657
X27	ADDITIONAL BATTERY PACKAGE	\$380	\$380	\$380	\$380	\$380	\$380
E28	ADDITIONAL BATTERY FOR RETROFIT	X	X	X	X	X	X
E36	CUTOFF RELAY FOR ADDITIONAL BATTERY	X	X	X	X	X	X



²² See suspension matrix for details.

CLICK ON CODES BELOW TO GO TO FULL DESCRIPTION.

2017 SPRINTER | PACKAGES 3500 CARGO VAN

		144" 4C	144" 6C	170" 4C	170" 6C	170" E 4C	170" E 6C
		M3CA44	M3CA46	M3CA74	M3CA76	M3CAE4	M3CAE6
		F3CA44	F3CA46	F3CA74	F3CA76	F3CAE4	F3CAE6
		906.653	906.653	906.655	906.655	906.657	906.657
X52	REEFER PREP-PACK (4-CYLINDER)*	\$2,399	-	\$2,399	-	\$2,399	-
E28	ADDITIONAL BATTERY FOR RETROFIT	X	-	X	-	X	-
E36	CUTOFF RELAY FOR ADDITIONAL BATTERY	X	-	X	-	X	-
N63	BRACKET FOR ADDITIONAL COMPRESSOR	X	-	X	-	X	-
M60	GENERATOR 14 V/250 A (4CE ONLY)	X	-	X	-	X	-
F68	HEATED AND ELECTRIC EXTERIOR MIRRORS	X	-	X	-	X	-
H21	WINDSHIELD WITH FILTER BAND	X	-	X	-	X	-
JA5	LIGHT AND RAIN SENSOR	X	-	X	-	X	-
LD0	OVERHEAD CONTROL PANEL WITH TWO READING LIGHTS	X	-	X	-	X	-
V93	FLOOR DELETION	X	-	X	-	X	-
V94	CABLE DUCT - SIDE WALL	X	-	X	-	X	-
V95	CABLE DUCT - REAR PORTAL	X	-	X	-	X	-
JA7	BLIND SPOT ASSIST	X	-	X	-	X	-
FR8	REAR VIEW CAMERA	X	-	X	-	X	-
FZ9	TWO ADDITIONAL KEYS	X	-	X	-	X	-
MS1	CRUISE CONTROL	X	-	X	-	X	-
JW0	BACK-UP ALARM	X	-	X	-	X	-
Y10	FIRST AID KIT	X	-	X	-	X	-

		144" 4C	144" 6C	170" 4C	170" 6C	170" E 4C	170" E 6C
		M3CA44	M3CA46	M3CA74	M3CA76	M3CAE4	M3CAE6
		F3CA44	F3CA46	F3CA74	F3CA76	F3CAE4	F3CAE6
		906.653	906.653	906.655	906.655	906.657	906.657
X53	REEFER PREP-PACK (6-CYLINDER)*	\$2,399	-	\$2,399	-	\$2,399	-
E28	ADDITIONAL BATTERY FOR RETROFIT	-	X	-	X	-	X
E36	CUTOFF RELAY FOR ADDITIONAL BATTERY	-	X	-	X	-	X
N63	BRACKET FOR ADDITIONAL COMPRESSOR	-	X	-	X	-	X
ED4	AGM BATTERY 12 V 95 AH 850A	-	X	-	X	-	X
F68	HEATED AND ELECTRIC EXTERIOR MIRRORS	-	X	-	X	-	X
H21	WINDSHIELD WITH FILTER BAND	-	X	-	X	-	X
JA5	LIGHT AND RAIN SENSOR	-	X	-	X	-	X
LD0	OVERHEAD CONTROL PANEL WITH TWO READING LIGHTS	-	X	-	X	-	X
V93	FLOOR DELETION	-	X	-	X	-	X
V94	CABLE DUCT - SIDE WALL	-	X	-	X	-	X
V95	CABLE DUCT - REAR PORTAL	-	X	-	X	-	X
JA7	BLIND SPOT ASSIST	-	X	-	X	-	X
FR8	REAR VIEW CAMERA	-	X	-	X	-	X
FZ9	TWO ADDITIONAL KEYS	-	X	-	X	-	X
MS1	CRUISE CONTROL	-	X	-	X	-	X
JW0	BACK-UP ALARM	-	X	-	X	-	X
Y10	FIRST AID KIT	-	X	-	X	-	X

* 144" requires High Roof (D03). Not with: VA3, VC4, V42, V36, V25, T93, T19, L71, L63, H29, HZ5, H00, H08, HH5, H12, H72, H13, FY1, D50, D51, D62, D64, W16, W17, W22, W23, W27, W28, W61, W78, V21.

2017 SPRINTER | FLEET PACKAGES 3500 CARGO VAN

ATTENTION: FLEET PACKAGES ARE INTENDED FOR SPECIFIC USE-CASE AND NORMALLY RESERVED FOR FLEETS AND UPFITTERS. PLEASE UNDERSTAND PACKAGES BEFORE ORDERING.

		144" 4C	144" 6C	170" 4C	170" 6C	170" E 4C	170" E 6C
		M3CA44	M3CA46	M3CA74	M3CA76	M3CAE4	M3CAE6
		F3CA44	F3CA46	F3CA74	F3CA76	F3CAE4	F3CAE6
		906.653	906.653	906.655	906.655	906.657	906.657
F01	SWIVEL SEAT PACKAGE	\$1,015	\$1,015	\$1,015	\$1,015	\$1,015	\$1,015
BE2	HANDBRAKE LEVER, FOLDING	X	X	X	X	X	X
S87	DRIVER'S SEAT FRAME, LOW	X	X	X	X	X	X
S88	PASSENGER SEAT FRAME, LOW	X	X	X	X	X	X
SB1	COMFORT DRIVER'S SEAT	X	X	X	X	X	X
SB2	COMFORT PASSENGER SEAT	X	X	X	X	X	X
SD2	SEAT BELT MOUNT DELETION	X	X	X	X	X	X
SR8	SWIVEL BASE FOR DRIVER'S SEAT	X	X	X	X	X	X
SR9	SWIVEL BASE FOR FRONT PASSENGER SEAT	X	X	X	X	X	X
SZ7	STORAGE NET, DRIVER SEAT BACKREST	X	X	X	X	X	X
SZ8	STORAGE NET, PASSENGER SEAT BACKREST	X	X	X	X	X	X




		144" 4C	144" 6C	170" 4C	170" 6C	170" E 4C	170" E 6C
		M3CA44	M3CA46	M3CA74	M3CA76	M3CAE4	M3CAE6
		F3CA44	F3CA46	F3CA74	F3CA76	F3CAE4	F3CAE6
		906.653	906.653	906.655	906.655	906.657	906.657
F02	WINDOW FLEET PACKAGE²³	\$1,035	\$1,035	\$1,035	\$1,035	\$1,035	\$1,035
H22	DEFROSTER - REAR WINDOW ²⁴	X	X	X	X	X	X
VA7	STORAGE COMPARTMENT WITH NET IN REAR DOORS	X	X	X	X	X	X
W02	PANEL VAN W/WINDOWS ALL-AROUND	X	X	X	X	X	X
W16	2ND ROW, FIXED WINDOW, DRIVER SIDE	X	X	X	X	X	X
W17	2ND ROW, FIXED WINDOW, PASSENGER SIDE	X	X	X	X	X	X
W22	FIXED WINDOW, CENTER LEFT	-	-	X	X	X	X
W23	FIXED WINDOW, CENTER RIGHT	-	-	X	X	X	X
W27	FIXED WINDOW, REAR LEFT	X	X	X	X	X	X
W28	FIXED WINDOW, REAR RIGHT	X	X	X	X	X	X



²³ This will result in an incomplete vehicle. Upfitter is final stage manufacturer. ²⁴ Must select either W61 or W78.


2017 SPRINTER | FLEET PACKAGES 3500 CARGO VAN

		144" 4C	144" 6C	170" 4C	170" 6C	170" E 4C	170" E 6C
		M3CA44	M3CA46	M3CA74	M3CA76	M3CAE4	M3CAE6
		F3CA44	F3CA46	F3CA74	F3CA76	F3CAE4	F3CAE6
		906.653	906.653	906.655	906.655	906.657	906.657
F03	WINDOW PREP PACKAGE²³	\$550	\$550	\$550	\$550	\$550	\$550
H22	DEFROSTER - REAR WINDOW ²⁵	X	X	X	X	X	X
P08	COVER FOR TRANSPORT	X	X	X	X	X	X
VA7	STORAGE COMPARTMENT WITH NET IN REAR DOORS	X	X	X	X	X	X
W02	PANEL VAN W/WINDOWS ALL-AROUND	X	X	X	X	X	X
W16	2ND ROW, FIXED WINDOW, DRIVER SIDE	X	X	X	X	X	X
W17	2ND ROW, FIXED WINDOW, PASSENGER SIDE	X	X	X	X	X	X
W22	FIXED WINDOW, CENTER LEFT	-	-	X	X	X	X
W23	FIXED WINDOW, CENTER RIGHT	-	-	X	X	X	X
W27	FIXED WINDOW, REAR LEFT	X	X	X	X	X	X
W28	FIXED WINDOW, REAR RIGHT	X	X	X	X	X	X
W61	WINDOWS IN TAILGATE/REAR DOORS	X	X	X	X	X	X
W94	WINDOW OPENINGS W/O GLASS	X	X	X	X	X	X



		144" 4C	144" 6C	170" 4C	170" 6C	170" E 4C	170" E 6C
		M3CA44	M3CA46	M3CA74	M3CA76	M3CAE4	M3CAE6
		F3CA44	F3CA46	F3CA74	F3CA76	F3CAE4	F3CAE6
		906.653	906.653	906.655	906.655	906.657	906.657
F04	WIDE-STEP BUMPER PACKAGE	\$285	\$285	\$285	\$285	\$285	\$285
R91	SPARE WHEEL DELETION	X	X	X	X	X	X
R92	SPARE TIRE CARRIER DELETION	X	X	X	X	X	X
W75	STEP, WIDE, AT REAR END	X	X	X	X	X	X

		144" 4C	144" 6C	170" 4C	170" 6C	170" E 4C	170" E 6C
		M3CA44	M3CA46	M3CA74	M3CA76	M3CAE4	M3CAE6
		F3CA44	F3CA46	F3CA74	F3CA76	F3CAE4	F3CAE6
		906.653	906.653	906.655	906.655	906.657	906.657
F06	INTERIOR TRIM PACKAGE²⁶	\$1,800	\$1,800	\$1,800	\$1,800	\$1,800	\$1,800
V21	LUXURY INTERIOR TRIM	X	X	X	X	X	X
V31	WINDOW PILLAR TRIM	X	X	X	X	X	X
V36	ROOF TRIM	X	X	X	X	X	X
V64	ASHTRAYS, REAR	X	X	X	X	X	X



23 This will result in an incomplete vehicle. Upfitter is final stage manufacturer. 25 All windows are cut-out, holes covered for transport. 26 Requires F02, F03 or F07. 27 Rear sidewalls window cut outs - rear doors contain windows.

2017 SPRINTER | FLEET PACKAGES 3500 CARGO VAN

		144" 4C	144" 6C	170" 4C	170" 6C	170" E 4C	170" E 6C
		M3CA44	M3CA46	M3CA74	M3CA76	M3CAE4	M3CAE6
		F3CA44	F3CA46	F3CA74	F3CA76	F3CAE4	F3CAE6
		906.653	906.653	906.655	906.655	906.657	906.657
F07	WINDOW PREP PACKAGE II^{23,27,24}	\$615	\$615	\$615	\$615	\$615	\$615
H22	DEFROSTER - REAR WINDOW	X	X	X	X	X	X
P08	COVER FOR TRANSPORT	X	X	X	X	X	X
VA7	STORAGE COMPARTMENT WITH NET IN REAR DOORS	X	X	X	X	X	X
W02	PANEL VAN W/WINDOWS ALL-AROUND	X	X	X	X	X	X
W16	2ND ROW, FIXED WINDOW, DRIVER SIDE	X	X	X	X	X	X
W17	2ND ROW, FIXED WINDOW, PASSENGER SIDE	X	X	X	X	X	X
W22	FIXED WINDOW, CENTER LEFT	-	-	X	X	X	X
W23	FIXED WINDOW, CENTER RIGHT	-	-	X	X	X	X
W27	FIXED WINDOW, REAR LEFT	X	X	X	X	X	X
W28	FIXED WINDOW, REAR RIGHT	X	X	X	X	X	X
W93	SIDE WINDOW OPENINGS W/O GLASS	X	X	X	X	X	X



		144" 4C	144" 6C	170" 4C	170" 6C	170" E 4C	170" E 6C
		M3CA44	M3CA46	M3CA74	M3CA76	M3CAE4	M3CAE6
		F3CA44	F3CA46	F3CA74	F3CA76	F3CAE4	F3CAE6
		906.653	906.653	906.655	906.655	906.657	906.657
X02	PARTITION W/SLIDING DOOR AND PASSENGER JUMP SEAT PACKAGE	\$1,375	\$1,375	\$1,375	\$1,375	\$1,375	\$1,375
D64	BULKHEAD WITH SLIDING DOOR	X	X	X	X	X	X
S20	PASSENGER SEAT FOLDABLE	X	X	X	X	X	X
S99	PASSENGER SEAT PEDESTAL AND AIRBAG - DELETION	X	X	X	X	X	X
T77	ASSIST HANDLE W/PARTITION	X	X	X	X	X	X



		144" 4C	144" 6C	170" 4C	170" 6C	170" E 4C	170" E 6C
		M3CA44	M3CA46	M3CA74	M3CA76	M3CAE4	M3CAE6
		F3CA44	F3CA46	F3CA74	F3CA76	F3CAE4	F3CAE6
		906.653	906.653	906.655	906.655	906.657	906.657
X07	HIGH-IDLE VARIABLE PACKAGE	\$665	\$665	\$665	\$665	\$665	\$665
ED5	PARAMETRIC SPECIAL MODULE (PSM)	X	X	X	X	X	X
MT4	HIGH-IDLE - DRIVER ADJUSTABLE	X	X	X	X	X	X

		144" 4C	144" 6C	170" 4C	170" 6C	170" E 4C	170" E 6C
		M3CA44	M3CA46	M3CA74	M3CA76	M3CAE4	M3CAE6
		F3CA44	F3CA46	F3CA74	F3CA76	F3CAE4	F3CAE6
		906.653	906.653	906.655	906.655	906.657	906.657
X11	HIGH-PERFORMANCE AIR CONDITIONING PACKAGE	\$3,785	\$3,785	\$3,785	\$3,785	\$3,785	\$3,785
ED4	AGM BATTERY 12 V 95 AH 850 A	-	X	-	X	-	X
HH0	AIR CONDITIONING SYSTEM PRE-INSTALLATION	X	X	X	X	X	X
H08	AIR CONDITIONING REAR, ROOF-MOUNTED	-	-	-	-	-	-
HH5	PARTS KIT, A/C SYSTEM	X	X	X	X	X	X



23 This will result in an incomplete vehicle. Upfitter is final stage manufacturer. 24 Must select either W61/W78.

27 Rear sidewalls window cut outs - rear doors contain windows.

2017 SPRINTER | FLEET PACKAGES 3500 CARGO VAN

		144" 4C	144" 6C	170" 4C	170" 6C	170" E 4C	170" E 6C
		M3CA44	M3CA46	M3CA74	M3CA76	M3CAE4	M3CAE6
		F3CA44	F3CA46	F3CA74	F3CA76	F3CAE4	F3CAE6
		906.653	906.653	906.655	906.655	906.657	906.657
X14	UPFITTER PREP PACKAGE^{23,26,24}	\$3,805	\$3,805	\$3,805	\$3,805	\$3,805	\$3,805
E28	ADDITIONAL BATTERY FOR RETROFIT	X	X	X	X	X	X
E36	CUTOFF RELAY FOR ADDITIONAL BATTERY	X	X	X	X	X	X
E46	12 V POWER OUTLET DRIVER SEAT BASE	X	X	X	X	X	X
ED5	PARAMETRIC SPECIAL MODULE (PSM)	X	X	X	X	X	X
ES2	12 V POWER OUTLET REAR COMPARTMENT	X	X	X	X	X	X
H00	WARM/COOL AIR DUCT TO REAR COMPARTMENT	X	X	X	X	X	X
H22	DEFROSTER - REAR WINDOW	X	X	X	X	X	X
V31	WINDOW PILLAR TRIM	X	X	X	X	X	X
V36	ROOF TRIM	X	X	X	X	X	X
VA1	SIDEWALL PANELING WAIST HEIGHT PVC	X	X	X	X	X	X
VA7	STORAGE COMPARTMENT WITH NET IN REAR DOORS	X	X	X	X	X	X
W02	PANEL VAN W/WINDOWS ALL-AROUND	X	X	X	X	X	X
W16	2ND ROW, FIXED WINDOW, DRIVER SIDE	X	X	X	X	X	X
W17	2ND ROW, FIXED WINDOW, PASSENGER SIDE	X	X	X	X	X	X
W22	FIXED WINDOW, CENTER LEFT	-	-	X	X	X	X
W23	FIXED WINDOW, CENTER RIGHT	-	-	X	X	X	X
W27	FIXED WINDOW, REAR LEFT	X	X	X	X	X	X
W28	FIXED WINDOW, REAR RIGHT	X	X	X	X	X	X



		144" 4C	144" 6C	170" 4C	170" 6C	170" E 4C	170" E 6C
		M3CA44	M3CA46	M3CA74	M3CA76	M3CAE4	M3CAE6
		F3CA44	F3CA46	F3CA74	F3CA76	F3CAE4	F3CAE6
		906.653	906.653	906.655	906.655	906.657	906.657
X20	SUSPENSION PACKAGE IV²²	\$365	\$365	\$365	\$365	\$365	\$365
CF3	CHASSIS FOR APPLICATION B	X	X	X	X	X	X
C43	STABILIZER, REAR AXLE, REINFORCED	X	X	X	X	X	X
C45	STABILIZER, REINFORCED AT FRONT AXLE	X	X	X	X	X	X

		144" 4C	144" 6C	170" 4C	170" 6C	170" E 4C	170" E 6C
		M3CA44	M3CA46	M3CA74	M3CA76	M3CAE4	M3CAE6
		F3CA44	F3CA46	F3CA74	F3CA76	F3CAE4	F3CAE6
		906.653	906.653	906.655	906.655	906.657	906.657
X21	HEAVY DUTY FRONT AXLE PACKAGE^{22,24}	\$320	\$320	\$320	\$320	\$320	\$320
A50	FRONT AXLE REINFORCED	X	X	X	X	X	X
CF6	SPRINGS AND DAMPERS, FRONT, REINFORCED	X	X	X	X	X	X


22 See suspension matrix for details. 23 This will result in an incomplete vehicle. Upfitter is final stage manufacturer. 24 Must select either W61 /W78. 26 Requires F02, F03 or F07.

CLICK ON CODES BELOW TO GO TO FULL DESCRIPTION.

2017 SPRINTER | FLEET PACKAGES 3500 CARGO VAN

144" 4C	144" 6C	170" 4C	170" 6C	170" E 4C	170" E 6C
M3CA44	M3CA46	M3CA74	M3CA76	M3CAE4	M3CAE6
F3CA44	F3CA46	F3CA74	F3CA76	F3CAE4	F3CAE6
906.653	906.653	906.655	906.655	906.657	906.657

X24	CREW CAB PACKAGE	\$2,515	\$2,515	\$2,515	\$2,515	\$2,515	\$2,515
E46	12 V POWER OUTLET DRIVER SEAT BASE	X	X	X	X	X	X
ES2	12 V POWER OUTLET REAR COMPARTMENT	X	X	X	X	X	X
FF3	CUP HOLDERS, TWO CENTER CONSOLE	X	X	X	X	X	X
H00	WARM/COOL AIR DUCT TO REAR COMPARTMENT	X	X	X	X	X	X
SD0	ISOFIX CHILD SEAT	X	X	X	X	X	X
U62	THREE-SEATER BENCH IN PASSENGER FIRST ROW NARROW	X	X	X	X	X	X
U74	SEAT ARMREST REAR SEATS LEFT	X	X	X	X	X	X
U75	SEAT ARMREST REAR SEATS RIGHT	X	X	X	X	X	X
V36	ROOF TRIM	X	X	X	X	X	X
V40	FLOOR ANCHORS FOR REAR SEAT BENCH	X	X	X	X	X	X
W16	2ND ROW, FIXED WINDOW, DRIVER SIDE	X	X	X	X	X	X
W17	2ND ROW, FIXED WINDOW, PASSENGER SIDE	X	X	X	X	X	X



2017 SPRINTER | STANDARD EQUIPMENT 3500 XD CARGO VAN



144" 4C	144" 6C	144" 4X4	170" 4C	170" 6C	170" 4X4	170" E 4C	170" E 6C	170" E 4X4
MXCA44	MXCA46	MXCA4X	MXCA74	MXCA76	MXCA7X	MXCAE4	MXCAE6	MXCAEX
FXCA44	FXCA46	FXCA4X	FXCA74	FXCA76	FXCA7X	FXCAE4	FXCAE6	FXCAEX
906.653	906.653	906.653	906.655	906.655	906.655	906.657	906.657	906.657

ENGINE										
4-CYL ENGINE/7-SPEED TRANSMISSION		S	-	-	S	-	-	S	-	-
CL9	ECO POWER STEERING PUMP	S	-	-	S	-	-	S	-	-
ED4	AGM BATTERY 12 V 95 AH 850 A	S	-	-	S	-	-	S	-	-
G42	7G-TRONIC TRANSMISSION, 7-SPEED	S	-	-	S	-	-	S	-	-
KA8	PARTICLE SENSOR	S	-	-	S	-	-	S	-	-
KP1	FUEL PUMP, ELECTRIC	S	-	-	S	-	-	S	-	-
MG3	ENGINE 2.1 L 4-CYLINDER TURBO DIESEL	S	-	-	S	-	-	S	-	-
MH5	EMISSIONS EPA 14/CARB	S	-	-	S	-	-	S	-	-
M40	ALTERNATOR 14 V/200 A	S	-	-	S	-	-	S	-	-
M47	ALTERNATOR MANAGEMENT	S	-	-	S	-	-	S	-	-
N81	REFRIGERANT COMPRESSOR (KMV)	S	-	-	S	-	-	S	-	-
6-CYL ENGINE/5-SPEED TRANSMISSION		-	S	S	-	S	S	-	S	S
EE8	BATTERY 12 V 100 A	-	S	S	-	S	S	-	S	S
G40	5-SPEED AUTOMATIC TRANSMISSION	-	S	S	-	S	S	-	S	S
MH7	EMISSIONS EPA 16/CARB	-	S	S	-	S	S	-	S	S
MG5	ENGINE 3.0 L V6 TURBO DIESEL	-	S	S	-	S	S	-	S	S
M46	ALTERNATOR 14 V/220 A	-	S	S	-	S	S	-	S	S

STANDARD EQUIPMENT

2017 SPRINTER | STANDARD EQUIPMENT 3500 XD CARGO VAN

144" 4C	144" 6C	144" 4X4	170" 4C	170" 6C	170" 4X4	170" E 4C	170" E 6C	170" E 4X4
MXCA44	MXCA46	MXCA4X	MXCA74	MXCA76	MXCA7X	MXCAE4	MXCAE6	MXCAEX
FXCA44	FXCA46	FXCA4X	FXCA74	FXCA76	FXCA7X	FXCAE4	FXCAE6	FXCAEX
906.653	906.653	906.653	906.655	906.655	906.655	906.657	906.657	906.657

ENGINE										
4X4 SYSTEM	-	-	S	-	-	S	-	-	S	
C43	STABILIZER, REAR AXLE, REINFORCED	-	-	S	-	-	S	-	-	S
C45	STABILIZER, REINFORCED AT FRONT AXLE	-	-	S	-	-	S	-	-	S
T75	DOOR-MOUNTED ASSIST HANDLES, DRIVER AND PASSENGER	-	-	S	-	-	S	-	-	S
ZG3	4X4 - HIGH RANGE T-CASE W/LOW GEAR	-	-	S	-	-	S	-	-	S
EQUIPMENT										
AR3	AXLE RATIO 4.18	S	S	S	S	S	S	S	S	S
BB9	ELECTRONIC STABILITY PROGRAM (ESP9I)	S	S	S	S	S	S	S	S	S
CL1	ADJUSTABLE STEERING WHEEL (ANGLE) WITH STANDARD SHIFT PADDLES	S	S	S	S	S	S	S	S	S
C40	STABILIZER, FRONT AXLE	S	S	-	S	S	-	S	S	-
D03	HIGH ROOF	O	O	O	S	S	S	S	S	S
D93	OMISSION BULKHEAD	S	S	S	S	S	S	S	S	S
ED8	PRE-INSTALLATION PSM	S	S	S	S	S	S	S	S	S
EK1	BODY BUILDER CONNECTOR	S	S	S	S	S	S	S	S	S
EL8	SPEAKERS, 5 FRONT AUDIO	S	S	S	S	S	S	S	S	S
EN7	AUDIO 15 - AM/FM RADIO, USB, AUX, BLUETOOTH®, 5.8" SCREEN	S	S	S	S	S	S	S	S	S
ES0	JUMP START TERMINAL	S	S	S	S	S	S	S	S	S
E07	HILL-START ASSIST	S	S	S	S	S	S	S	S	S
E30	STARTER BATTERY DISCONNECT	S	S	S	S	S	S	S	S	S
FF5	SHELF ABOVE WINDSHIELD	S	S	S	S	S	S	S	S	S
FG8	CUP HOLDER FRONT	S	S	S	S	S	S	S	S	S
FI1	REMOTE KEY (315 MHZ) W/CENTRAL LOCKING	S	S	S	S	S	S	S	S	S
F61	INTERIOR REAR VIEW MIRROR	S	S	S	S	S	S	S	S	S
F66	LOCKABLE GLOVE COMPARTMENT	S	S	S	S	S	S	S	S	S
HH2	HEATER, AUXILIARY ELECTRIC HOT AIR	S	S	S	S	S	S	S	S	S
HH9	AIR CONDITION, FRONT	S	S	S	S	S	S	S	S	S
H20	HEAT-INSULATING GLASS	S	S	S	S	S	S	S	S	S
J11	SPEEDOMETER, MILES/KM	S	S	S	S	S	S	S	S	S
J58	SEAT BELT REMINDER, DRIVER	S	S	S	S	S	S	S	S	S
J65	OUTSIDE TEMPERATURE GAUGE	S	S	S	S	S	S	S	S	S
KB7	FUEL TANK, 24.5 GALLONS	S	S	S	S	S	S	S	S	S
KL1	AUX FUEL SENDING UNIT W/FUEL TAP	S	S	S	S	S	S	S	S	S
KL5	FUEL FILTER WITH WATER SEPARATOR	S	S	S	S	S	S	S	S	S
K60	EXHAUST STRAIGHT TO REAR	S	S	S	S	S	S	S	S	S
LB5	THIRD BRAKE LIGHT	S	S	S	S	S	S	S	S	S
LG6	DAYTIME DRIVING LIGHTS	S	S	S	S	S	S	S	S	S
L65	INTERIOR LIGHTS, CARGO/PASSENGER COMPARTMENT	S	S	S	S	S	S	S	S	S
L94	PARKING LIGHTS DELETION	S	S	S	S	S	S	S	S	S
P47	FRONT MUD FLAPS	S	S	S	S	S	S	S	S	S
P48	REAR MUD FLAPS	S	S	S	S	S	S	S	S	S
RF1	TIRES, CONTINENTAL VANCOFOURSEASON (M+S)	S	S	S	S	S	S	S	S	S

STANDARD EQUIPMENT

2017 SPRINTER | STANDARD EQUIPMENT 3500 XD CARGO VAN



144" 4C	144" 6C	144" 4X4	170" 4C	170" 6C	170" 4X4	170" E 4C	170" E 6C	170" E 4X4
MXCA44	MXCA46	MXCA4X	MXCA74	MXCA76	MXCA7X	MXCAE4	MXCAE6	MXCAEX
FXCA44	FXCA46	FXCA4X	FXCA74	FXCA76	FXCA7X	FXCAE4	FXCAE6	FXCAEX
906.653	906.653	906.653	906.655	906.655	906.655	906.657	906.657	906.657

STANDARD EQUIPMENT		144" 4C	144" 6C	144" 4X4	170" 4C	170" 6C	170" 4X4	170" E 4C	170" E 6C	170" E 4X4
RH7	TIRES LT 215/85 R16	S	S	S	S	S	S	S	S	S
RM0	ALL-SEASON TIRES	S	S	S	S	S	S	S	S	S
RM9	SPECIALLY REQUESTED TIRES	S	S	S	S	S	S	S	S	S
RS6	5.5 J X 16 STEEL WHEELS	S	S	S	S	S	S	S	S	S
R65	SPARE WHEEL BRACKET BELOW FRAME	S	S	S	S	S	S	S	S	S
R87	SPARE WHEEL	S	S	S	S	S	S	S	S	S
SA5	AIRBAG, DRIVER FRONT	S	S	S	S	S	S	S	S	S
SA6	FRONT AIRBAG, PASSENGER	S	S	S	S	S	S	S	S	S
S04	ADJUSTABLE FRONT PASSENGER SEAT	S	S	S	S	S	S	S	S	S
S22	ARMREST FOR DRIVER'S SEAT	S	S	S	S	S	S	S	S	S
S25	ARMREST FOR FRONT PASSENGER SEAT	S	S	S	S	S	S	S	S	S
T09	SLIDING DOOR EXTENDED TRACK	S	S	S	S	S	S	S	S	S
T16	SLIDING DOOR, PASSENGER SIDE	S	S	S	S	S	S	S	S	S
V43	WOOD FLOOR WITH 6 D-RINGS	S	S	S	S	S	S	S	S	S
V85	CIGARETTE LIGHTER & ASH CUP, FRONT	S	S	S	S	S	S	S	S	S
W54	REAR DOORS, OPENING 270 DEGREES	S	S	S	S	S	S	S	S	S
XB5	GVWR 11,030 LBS	S	S	S	S	S	S	S	S	S
Y43	JACK, HYDRAULIC	S	S	S	S	S	S	S	S	S

2017 SPRINTER | OPTIONAL EQUIPMENT 3500 XD CARGO VAN



	144" 4C	144" 6C	144" 4X4	170" 4C	170" 6C	170" 4X4	170" E 4C	170" E 6C	170" E 4X4
	MXCA44	MXCA46	MXCA4X	MXCA74	MXCA76	MXCA7X	MXCAE4	MXCAE6	MXCAEX
	FXCA44	FXCA46	FXCA4X	FXCA74	FXCA76	FXCA7X	FXCAE4	FXCAE6	FXCAEX
	906.653	906.653	906.653	906.655	906.655	906.655	906.657	906.657	906.657

OPTIONAL EQUIPMENT										
A50	FRONT AXLE REINFORCED	\$317	\$317	-	\$317	\$317	-	\$317	\$317	-
AR2	AXLE RATIO 3.92	-	\$0	\$0	-	\$0	\$0	-	\$0	\$0
AR4	AXLE RATIO 4.36	\$0	-	-	\$0	-	-	\$0	-	-
AP2	ADDITIONAL BAR FOR DRIVESHAFT AND EXHAUST EXTENSION	\$62	\$62	\$62	\$62	\$62	\$62	-	-	-
CL3	LEATHER STEERING WHEEL (MB ONLY)	\$170	\$170	\$170	\$170	\$170	\$170	\$170	\$170	\$170
C72	BUMPERS FRONT/REAR PRIMED	\$333	\$333	\$333	\$333	\$333	\$333	\$333	\$333	\$333
CM0	PAINTED METALLIC FRONT AND REAR BUMPER	\$625	\$625	\$625	\$625	\$625	\$625	\$625	\$625	\$625
CM9	PRIMED SIDE MOLDINGS	\$333	\$333	\$333	\$333	\$333	\$333	\$333	\$333	\$333
D03	HIGH ROOF	\$2,500	\$2,500	\$2,500	S	S	S	S	S	S
D05	SUPER HIGH ROOF (UNPAINTED)	-	-	-	\$2,500	\$2,500	-	\$2,500	\$2,500	-
D06	SUPER HIGH ROOF (PAINTED)	-	-	-	\$3,200	\$3,200	-	\$3,200	\$3,200	-
D13	MOUNTING RAILS FOR ROOF RACK	\$274	\$274	\$274	\$274	\$274	\$274	\$274	\$274	\$274
D22	FIXED SUNROOF (REAR ROOF SECTION)	\$307	\$307	\$307	\$307	\$307	\$307	\$307	\$307	\$307
D50	CARGO PARTITION	\$264	\$264	\$264	\$264	\$264	\$264	\$264	\$264	\$264
D51	CARGO PARTITION WITH ONE WINDOW	\$306	\$306	\$306	\$306	\$306	\$306	\$306	\$306	\$306
D53	CARGO PARTITION WITH ONE SLIDING WINDOW	\$470	\$470	\$470	\$470	\$470	\$470	\$470	\$470	\$470
D62	PRE-INSTALLATION FOR BULKHEAD	\$127	\$127	\$127	\$127	\$127	\$127	\$127	\$127	\$127
E40	TRAILER HITCH PREP. WIRING ⁸	\$127	\$127	\$127	\$127	\$127	\$127	\$127	\$127	\$127
E46	12 V POWER OUTLET, DRIVER SEAT BASE	\$84	\$84	\$84	\$84	\$84	\$84	\$84	\$84	\$84

⁸ E40 requires Mercedes-Benz Accessory Hitch.

2017 SPRINTER | OPTIONAL EQUIPMENT 3500 XD CARGO VAN

144" 4C	144" 6C	144" 4X4	170" 4C	170" 6C	170" 4X4	170" E 4C	170" E 6C	170" E 4X4
MXCA44	MXCA46	MXCA4X	MXCA74	MXCA76	MXCA7X	MXCAE4	MXCAE6	MXCAEX
FXCA44	FXCA46	FXCA4X	FXCA74	FXCA76	FXCA7X	FXCAE4	FXCAE6	FXCAEX
906.653	906.653	906.653	906.655	906.655	906.655	906.657	906.657	906.657

OPTIONAL EQUIPMENT		144" 4C	144" 6C	144" 4X4	170" 4C	170" 6C	170" 4X4	170" E 4C	170" E 6C	170" E 4X4
E1N	BECKER® MAP PILOT	\$624	\$624	\$624	\$624	\$624	\$624	\$624	\$624	\$624
ED5	PARAMETRIC SPECIAL MODULE (PSM)	\$290	\$290	\$290	\$290	\$290	\$290	\$290	\$290	\$290
EN6	AUDIO 10	-\$157	-\$157	-\$157	-\$157	-\$157	-\$157	-\$157	-\$157	-\$157
ER0	PRE-INSTALLATION FOR RADIO	-\$369	-\$369	-\$369	-\$369	-\$369	-\$369	-\$369	-\$369	-\$369
ES2	12 V POWER OUTLET, REAR COMPARTMENT	\$84	\$84	\$84	\$84	\$84	\$84	\$84	\$84	\$84
EV6	PRE-INSTALLATION BECKER® MAP PILOT NAVIGATION SYSTEM	\$307	\$307	\$307	\$307	\$307	\$307	\$307	\$307	\$307
EZ8	PARKTRONIC SYSTEM (PTS) ⁹	\$980	\$980	\$980	\$980	\$980	\$980	\$980	\$980	\$980
F46	HEADLAMP WASHING SYSTEM	\$265	\$265	\$265	\$265	\$265	\$265	\$265	\$265	\$265
F49	ELECTRICALLY HEATED WINDSHIELD	\$440	\$440	\$440	\$440	\$440	\$440	\$440	\$440	\$440
F68	HEATED AND ELECTRICALLY ADJUSTABLE EXTERIOR MIRRORS	\$264	\$264	\$264	\$264	\$264	\$264	\$264	\$264	\$264
FF4	STORAGE COMPARTMENT FOR SUPER HIGH ROOF W/BULKHEAD ³³	\$203	\$203	-	\$203	\$203	-	\$203	\$203	-
FF8	OVERHEAD STORAGE SLOT, FRONT CENTER	\$96	\$96	\$96	\$96	\$96	\$96	\$96	\$96	\$96
FJ1	HINGED LID FOR STORAGE COMPARTMENT	\$85	\$85	\$85	\$85	\$85	\$85	\$85	\$85	\$85
FK3	CHROME TRIM RADIATOR GRILLE (MERCEDES-BENZ ONLY)	\$243	\$243	\$243	\$243	\$243	\$243	\$243	\$243	\$243
FR7	PRE-WIRING, REAR CAMERA (FLEET ONLY)	\$79	\$79	\$79	\$79	\$79	\$79	\$79	\$79	\$79
FR8	REAR VIEW CAMERA	\$677	\$677	\$677	\$677	\$677	\$677	\$677	\$677	\$677
FY1	SECURITY ALARM WITH INTERIOR MOTION SENSOR	\$619	\$619	\$619	\$619	\$619	\$619	\$619	\$619	\$619
FY7	OPTIONAL THREE-BUTTON KEYS KEYS	\$33	\$33	\$33	\$33	\$33	\$33	\$33	\$33	\$33
FZ9	KEYS, TWO ADDITIONAL MASTERS	\$111	\$111	\$111	\$111	\$111	\$111	\$111	\$111	\$111
H01	HEAT INSULATION, REAR COMPARTMENT	\$143	\$143	\$143	\$143	\$143	\$143	\$143	\$143	\$143
H04	HEAT INSULATION, FRONT COMPARTMENT	\$170	\$170	\$170	\$170	\$170	\$170	\$170	\$170	\$170
H12	FUEL-FIRED PRE-HEATER/BOOSTER (17,000 BTU)	\$1,021	\$1,021	\$1,021	\$1,021	\$1,021	\$1,021	\$1,021	\$1,021	\$1,021
H13	REAR CABIN HEATER AND VENTS ¹⁰	\$719	\$719	\$719	\$719	\$719	\$719	\$719	\$719	\$719
H15	HEATED FRONT PASSENGER SEAT	\$260	\$260	\$260	\$260	\$260	\$260	\$260	\$260	\$260
H16	HEATED DRIVER'S SEAT	\$260	\$260	\$260	\$260	\$260	\$260	\$260	\$260	\$260
H21	WINDSHIELD WITH FILTER BAND	\$54	\$54	\$54	\$54	\$54	\$54	\$54	\$54	\$54
H22	REAR WINDOW DEFROSTER	\$232	\$232	\$232	\$232	\$232	\$232	\$232	\$232	\$232
H72	ROOF FAN, ELECTRIC	\$365	\$365	\$365	\$365	\$365	\$365	\$365	\$365	\$365
H88	REAR HEATER PREP	\$370	\$370	\$370	\$370	\$370	\$370	\$370	\$370	\$370
HY1	REMOTE CONTROL FOR AUXILIARY HEATER	\$348	\$348	\$348	\$348	\$348	\$348	\$348	\$348	\$348
HZ5	HEAVY DUTY FUEL-FIRED PRE-HEATER/BOOSTER (34,000 BTU)	\$1,028	\$1,028	\$1,028	\$1,028	\$1,028	\$1,028	\$1,028	\$1,028	\$1,028
HZ9	FUEL-FIRED HEATER BOOSTER (17,000 BTU)	\$618	\$618	\$618	\$618	\$618	\$618	\$618	\$618	\$618
J51	FUEL GAUGE, OPTIMIZED FOR AUX. FUEL TAP	\$66	\$66	\$66	\$66	\$66	\$66	\$66	\$66	\$66
J78	SEALING OF SPEEDOMETER DRIVE	\$66	\$66	\$66	\$66	\$66	\$66	\$66	\$66	\$66
JA5	LIGHT AND RAIN SENSOR	\$265	\$265	\$265	\$265	\$265	\$265	\$265	\$265	\$265
JW0	BACKUP ALARM	\$91	\$91	\$91	\$91	\$91	\$91	\$91	\$91	\$91
JW2	DEACTIVATION LAMP MONITORING FAILURE	\$24	\$24	\$24	\$24	\$24	\$24	\$24	\$24	\$24
JY9	DELETION OF LANE KEEPING ASSIST ²⁹	\$0	\$0	\$0	\$0	\$0	\$0	\$0	\$0	\$0
K52	DEF FLUID FILLER CAP - LOCKABLE	\$24	\$24	\$24	\$24	\$24	\$24	\$24	\$24	\$24
L16	FOG LAMPS	\$222	\$222	\$222	\$222	\$222	\$222	\$222	\$222	\$222
L63	CEILING LIGHTS REAR COMPARTMENT, LED	\$275	\$275	\$275	\$275	\$275	\$275	\$275	\$275	\$275

⁹ EZ8 requires F68. ¹⁰ H13 requires HZ5, HZ9, or H12. ²⁹ JY9 only if CO3 or CO4 not selected. ³³ Requires DO5/DO6.

2017 SPRINTER | OPTIONAL EQUIPMENT 3500 XD CARGO VAN


144" 4C	144" 6C	144" 4X4	170" 4C	170" 6C	170" 4X4	170" E 4C	170" E 6C	170" E 4X4
MXCA44	MXCA46	MXCA4X	MXCA74	MXCA76	MXCA7X	MXCAE4	MXCAE6	MXCAEX
FXCA44	FXCA46	FXCA4X	FXCA74	FXCA76	FXCA7X	FXCAE4	FXCAE6	FXCAEX
906.653	906.653	906.653	906.655	906.655	906.655	906.657	906.657	906.657

OPTIONAL EQUIPMENT										
L71	LIGHT/MOTION SENSOR IN REAR COMPARTMENT	\$49	\$49	\$49	\$49	\$49	\$49	\$49	\$49	\$49
LB9	ILLUMINATED FRONT EXITS	\$138	\$138	\$138	\$138	\$138	\$138	\$138	\$138	\$138
LD0	OVERHEAD CONTROL PANEL WITH TWO READING LIGHTS	\$127	\$127	\$127	\$127	\$127	\$127	\$127	\$127	\$127
LD4	CONVENIENCE LIGHTING IN LOAD/PASSENGER COMPARTMENTS	\$191	\$191	\$191	\$191	\$191	\$191	\$191	\$191	\$191
M20	SPEED LIMITATION 65 MPH	\$55	\$55	\$55	\$55	\$55	\$55	\$55	\$55	\$55
MD3	SPEED LIMITATION 75 MPH	\$55	\$55	\$55	\$55	\$55	\$55	\$55	\$55	\$55
M53	HIGH-IDLE PRESET	\$381	\$381	\$381	\$381	\$381	\$381	\$381	\$381	\$381
M60	GENERATOR 14 V/250 A (4CE ONLY) ¹²	\$0	-	-	\$0	-	-	\$0	-	-
MH8	SULEV EMISSIONS	\$600	-	-	\$600	-	-	\$600	-	-
MS1	CRUISE CONTROL	\$374	\$374	\$374	\$374	\$374	\$374	\$374	\$374	\$374
MT4	HIGH IDLE - DRIVER ADJUSTABLE	\$414	\$414	\$414	\$414	\$414	\$414	\$414	\$414	\$414
N62	FRONT ENGINE BRACKET FOR ADDITIONAL ALTERNATOR	\$427	\$427	\$427	\$427	\$427	\$427	\$427	\$427	\$427
N63	FRONT ENGINE BRACKET FOR AUXILIARY A/C COMPRESSOR	\$427	\$427	\$427	\$427	\$427	\$427	\$427	\$427	\$427
R91	SPARE WHEEL DELETION ³⁰	-\$105	-\$105	-\$105	-\$105	-\$105	-\$105	-\$105	-\$105	-\$105
R92	SPARE TIRE CARRIER DELETION	\$0	\$0	\$0	\$0	\$0	\$0	\$0	\$0	\$0
R98	RIMS PAINTED JET BLACK	\$74	\$74	\$74	\$74	\$74	\$74	\$74	\$74	\$74
RM1	M+S WINTER TIRES	\$127	\$127	-	\$127	\$127	-	\$127	\$127	-
RM2	RIMS PAINTED ARCTIC WHITE	\$74	\$74	\$74	\$74	\$74	\$74	\$74	\$74	\$74
S62	SEAT BELTS ORANGE, DRIVER AND FRONT PASSENGER	\$29	\$29	\$29	\$29	\$29	\$29	\$29	\$29	\$29
SB1	COMFORT DRIVER'S SEAT	\$217	\$217	\$217	\$217	\$217	\$217	\$217	\$217	\$217
SB2	COMFORT PASSENGER SEAT	\$217	\$217	\$217	\$217	\$217	\$217	\$217	\$217	\$217
SB9	DRIVER'S SEAT PLUS	\$29	\$29	\$29	\$29	\$29	\$29	\$29	\$29	\$29
SH6	AIRBAG, DRIVER THORAX	\$201	\$201	\$201	\$201	\$201	\$201	\$201	\$201	\$201
SH7	AIRBAG, DRIVER/PASSENGER THORAX	\$376	\$376	\$376	\$376	\$376	\$376	\$376	\$376	\$376
SH9	AIRBAG, DRIVER/PASSENGER WINDOW	\$645	\$645	\$645	\$645	\$645	\$645	\$645	\$645	\$645
SZ7	STORAGE NET, DRIVER SEAT BACKREST	\$59	\$59	\$59	\$59	\$59	\$59	\$59	\$59	\$59
SZ8	STORAGE NET, PASSENGER SEAT BACKREST	\$59	\$59	\$59	\$59	\$59	\$59	\$59	\$59	\$59
T12	SLIDING DOOR TWO-STAGE OPENING	\$75	\$75	\$75	\$75	\$75	\$75	\$75	\$75	\$75
T19	SLIDING DOOR, DRIVER'S SIDE	\$855	\$855	\$855	\$855	\$855	\$855	\$855	\$855	\$855
T57	ELECTRIC SLIDING STEP ¹⁵	\$979	\$979	\$979	\$979	\$979	\$979	\$979	\$979	\$979
T74	ASSIST HANDLE, B-PILLAR	\$29	\$29	\$29	\$29	\$29	-	\$29	\$29	\$29
T75	DOOR-MOUNTED ASSIST HANDLES, DRIVER AND PASSENGER	\$54	\$54	S	\$54	\$54	S	\$54	\$54	S
T77	ASSIST HANDLE W/PARTITION	\$29	\$29	\$29	\$29	\$29	\$29	\$29	\$29	\$29
T85	ASSIST HANDLE, LEFT REAR DOOR	\$29	\$29	\$29	\$29	\$29	\$29	\$29	\$29	\$29
T86	ASSIST HANDLES, RIGHT REAR DOOR	\$29	\$29	\$29	\$29	\$29	\$29	\$29	\$29	\$29
T93	SLIDING DOOR RIGHT SIDE DELETION	\$0	\$0	\$0	\$0	\$0	\$0	\$0	\$0	\$0
V07	CAB REAR WALL LINER ¹⁶	\$328	\$328	\$328	\$328	\$328	\$328	\$328	\$328	\$328
V25	HALF-HEIGHT LOAD COMPARTMENT TRIM	\$184	\$184	\$184	\$184	\$184	\$184	\$184	\$184	\$184
V36	ROOF TRIM	\$802	\$802	\$802	\$802	\$802	\$802	\$802	\$802	\$802
V42	CARGO LASHING RAILS, WAIST HIGH	\$253	\$253	\$253	\$253	\$253	\$253	\$253	\$253	\$253
VC4	CARGO LASHING RAILS, HEAD HEIGHT	\$380	\$380	\$380	\$380	\$380	\$380	\$380	\$380	\$380
V93	WOODEN FLOOR DELETION	-\$306	-\$306	-\$306	-\$306	-\$306	-\$306	-\$306	-\$306	-\$306

12 M60 required for HO8 or HHO. 15 T57 requires ED5. 16 V07 requires D50/D51. 30 R91 requires R92.

CLICK ON CODES BELOW TO GO TO FULL DESCRIPTION.

2017 SPRINTER | OPTIONAL EQUIPMENT 3500 XD CARGO VAN



144" 4C	144" 6C	144" 4X4	170" 4C	170" 6C	170" 4X4	170" E 4C	170" E 6C	170" E 4X4
MXCA44	MXCA46	MXCA4X	MXCA74	MXCA76	MXCA7X	MXCAE4	MXCAE6	MXCAEX
FXCA44	FXCA46	FXCA4X	FXCA74	FXCA76	FXCA7X	FXCAE4	FXCAE6	FXCAEX
906.653	906.653	906.653	906.655	906.655	906.655	906.657	906.657	906.657

OPTIONAL EQUIPMENT		144" 4C	144" 6C	144" 4X4	170" 4C	170" 6C	170" 4X4	170" E 4C	170" E 6C	170" E 4X4
V94	CABLE DUCT - SIDEWALL	\$21	\$21	\$21	\$21	\$21	\$21	\$21	\$21	\$21
V95	CABLE DUCT - REAR PORTAL	\$21	\$21	\$21	\$21	\$21	\$21	\$21	\$21	\$21
VA3	SIDEWALL PANELING, FULL HARDBOARD	\$406	\$406	\$406	\$406	\$406	\$406	\$406	\$406	\$406
VA7	STORAGE COMPARTMENT WITH NET IN REAR DOORS ¹⁷	\$116	\$116	\$116	\$116	\$116	\$116	\$116	\$116	\$116
VC5	DOOR SILL - PROTECTIVE EDGE	\$65	\$65	\$65	\$65	\$65	\$65	\$65	\$65	\$65
W16	2ND ROW, FIXED WINDOW, DRIVER SIDE	\$132	\$132	\$132	\$132	\$132	\$132	\$132	\$132	\$132
W17	2ND ROW, FIXED WINDOW, PASSENGER SIDE	\$132	\$132	\$132	\$132	\$132	\$132	\$132	\$132	\$132
W61	WINDOWS IN REAR DOORS ¹⁸	\$85	\$85	\$85	\$85	\$85	\$85	\$85	\$85	\$85
W70	BLACK TINTING (80%) FOR REAR WINDOWS	\$127	\$127	\$127	\$127	\$127	\$127	\$127	\$127	\$127
W73	BUMPER STEP, REAR, GRAY	\$170	\$170	\$170	\$170	\$170	\$170	\$170	\$170	\$170
W76	BUMPER STEP, REAR, SPRING-LOADED ¹⁹	-	-	-	\$550	\$550	-	\$550	\$550	-
W78	WINDOWS REAR DOORS WITH WASHERS/WIPERS ²⁰	\$391	\$391	\$391	\$391	\$391	\$391	\$391	\$391	\$391
X90	DELETION OF SPRINTER BADGE, LEFT REAR DOOR	\$0	\$0	\$0	\$0	\$0	\$0	\$0	\$0	\$0
X93	DELETION OF MODEL BADGE, RIGHT REAR DOOR	\$0	\$0	\$0	\$0	\$0	\$0	\$0	\$0	\$0
XW6	FRONT LICENSE PLATE DELETION	\$0	\$0	\$0	\$0	\$0	\$0	\$0	\$0	\$0
Y10	FIRST AID KIT	\$24	\$24	\$24	\$24	\$24	\$24	\$24	\$24	\$24
Y26	WHEEL CHOCKS	\$35	\$35	\$35	\$35	\$35	\$35	\$35	\$35	\$35
Y45	EMERGENCY FLASHLIGHT	\$24	\$24	\$24	\$24	\$24	\$24	\$24	\$24	\$24
YK3	CARGO STRAPS, D-RINGS	\$74	\$74	\$74	\$74	\$74	\$74	\$74	\$74	\$74
YK4	CARGO STRAPS, LASHING RAILS	\$95	\$95	\$95	\$95	\$95	\$95	\$95	\$95	\$95
ZH4	DOWNHILL SPEED REGULATION FOR 4X4	-	-	\$53	-	-	\$53	-	-	\$53
ZE6	SHELVING PREP	\$586	\$586	\$586	\$586	\$586	\$586	\$586	\$586	\$586

17 VA7 requires W61 or W78. 18 W61 requires VA7. 19 W76 requires R91 & R92. 20 W78 requires VA7.

2017 SPRINTER | PACKAGES 3500 XD CARGO VAN

		144" 4C	144" 6C	144" 4X4	170" 4C	170" 6C	170" 4X4	170" E 4C	170" E 6C	170" E 4X4
		MXCA44	MXCA46	MXCA4X	MXCA74	MXCA76	MXCA7X	MXCAE4	MXCAE6	MXCAEX
		FXCA44	FXCA46	FXCA4X	FXCA74	FXCA76	FXCA7X	FXCAE4	FXCAE6	FXCAEX
		906.653	906.653	906.653	906.655	906.655	906.655	906.657	906.657	906.657
C01	DRIVER COMFORT PACKAGE	\$570	\$570	\$570	\$570	\$570	\$570	\$570	\$570	\$570
E46	12 V OUTLET AT DRIVER SEAT BASE	X	X	X	X	X	X	X	X	X
FJ1	HINGED LID FOR STORAGE COMPARTMENT	X	X	X	X	X	X	X	X	X
FZ9	TWO ADDITIONAL MASTER KEYS	X	X	X	X	X	X	X	X	X
SB1	COMFORT SEAT, DRIVER	X	X	X	X	X	X	X	X	X
SB2	COMFORT SEAT, PASSENGER	X	X	X	X	X	X	X	X	X

		144" 4C	144" 6C	144" 4X4	170" 4C	170" 6C	170" 4X4	170" E 4C	170" E 6C	170" E 4X4
		MXCA44	MXCA46	MXCA4X	MXCA74	MXCA76	MXCA7X	MXCAE4	MXCAE6	MXCAEX
		FXCA44	FXCA46	FXCA4X	FXCA74	FXCA76	FXCA7X	FXCAE4	FXCAE6	FXCAEX
		906.653	906.653	906.653	906.655	906.655	906.655	906.657	906.657	906.657
C02	DRIVER EFFICIENCY PACKAGE	\$1,015	\$1,015	\$1,015	\$1,015	\$1,015	\$1,015	\$1,015	\$1,015	\$1,015
E1N	BECKER® MAP PILOT NAVIGATION SYSTEM	X	X	X	X	X	X	X	X	X
FR8	REAR VIEW CAMERA	X	X	X	X	X	X	X	X	X
L16	FOG LAMPS	X	X	X	X	X	X	X	X	X
MS1	CRUISE CONTROL	X	X	X	X	X	X	X	X	X

		144" 4C	144" 6C	144" 4X4	170" 4C	170" 6C	170" 4X4	170" E 4C	170" E 6C	170" E 4X4
		MXCA44	MXCA46	MXCA4X	MXCA74	MXCA76	MXCA7X	MXCAE4	MXCAE6	MXCAEX
		FXCA44	FXCA46	FXCA4X	FXCA74	FXCA76	FXCA7X	FXCAE4	FXCAE6	FXCAEX
		906.653	906.653	906.653	906.655	906.655	906.655	906.657	906.657	906.657
C03	ACTIVE SAFETY PLUS PACKAGE	\$1,885	\$1,885	\$1,885	\$1,885	\$1,885	\$1,885	\$1,885	\$1,885	\$1,885
CL4	MULTIFUNCTION STEERING WHEEL WITH TRIP COMPUTER	X	X	X	X	X	X	X	X	X
JA5	LIGHT AND RAIN SENSOR	X	X	X	X	X	X	X	X	X
JA7	BLIND SPOT ASSIST	X	X	X	X	X	X	X	X	X
JA6	COLLISION PREVENTION ASSIST	X	X	X	X	X	X	X	X	X
JW5	LANE KEEPING ASSIST	X	X	X	X	X	X	X	X	X
LA1	HIGHBEAM ASSIST	X	X	X	X	X	X	X	X	X
JK3	4.2" PIXEL MATRIX DISPLAY W/CHROME DIALS	X	X	X	X	X	X	X	X	X
F68	HEATED AND ELECTRICALLY ADJUSTABLE MIRRORS	X	X	X	X	X	X	X	X	X
H21	WINDSHIELD WITH FILTER BAND	X	X	X	X	X	X	X	X	X
LD0	OVERHEAD CONTROL PANEL WITH TWO READING LIGHTS	X	X	X	X	X	X	X	X	X
Y10	FIRST AID KIT	X	X	X	X	X	X	X	X	X
Y45	EMERGENCY FLASHLIGHT	X	X	X	X	X	X	X	X	X

2017 SPRINTER | PACKAGES 3500 XD CARGO VAN

		144" 4C	144" 6C	144" 4X4	170" 4C	170" 6C	170" 4X4	170" E 4C	170" E 6C	170" E 4X4
		MXCA44	MXCA46	MXCA4X	MXCA74	MXCA76	MXCA7X	MXCAE4	MXCAE6	MXCAEX
		FXCA44	FXCA46	FXCA4X	FXCA74	FXCA76	FXCA7X	FXCAE4	FXCAE6	FXCAEX
		906.653	906.653	906.653	906.655	906.655	906.655	906.657	906.657	906.657
C04	ACTIVE SAFETY PLUS PACKAGE WITH PARKTRONIC	\$2,680	\$2,680	\$2,680	\$2,680	\$2,680	\$2,680	\$2,680	\$2,680	\$2,680
CL4	MULTIFUNCTION STEERING WHEEL WITH TRIP COMPUTER	X	X	X	X	X	X	X	X	X
EZ8	PARKTRONIC	X	X	X	X	X	X	X	X	X
JA5	LIGHT AND RAIN SENSOR	X	X	X	X	X	X	X	X	X
JA7	BLIND SPOT ASSIST	X	X	X	X	X	X	X	X	X
JA6	COLLISION PREVENTION ASSIST	X	X	X	X	X	X	X	X	X
JW5	LANE KEEPING ASSIST	X	X	X	X	X	X	X	X	X
LA1	HIGHBEAM ASSIST	X	X	X	X	X	X	X	X	X
JK3	4.2" PIXEL MATRIX DISPLAY W/CHROME DIALS	X	X	X	X	X	X	X	X	X
F68	HEATED AND ELECTRICALLY ADJUSTABLE MIRRORS	X	X	X	X	X	X	X	X	X
H21	WINDSHIELD WITH FILTER BAND	X	X	X	X	X	X	X	X	X
LD0	OVERHEAD CONTROL PANEL WITH TWO READING LIGHTS	X	X	X	X	X	X	X	X	X
Y10	FIRST AID KIT	X	X	X	X	X	X	X	X	X
Y45	EMERGENCY FLASHLIGHT	X	X	X	X	X	X	X	X	X

		144" 4C	144" 6C	144" 4X4	170" 4C	170" 6C	170" 4X4	170" E 4C	170" E 6C	170" E 4X4
		MXCA44	MXCA46	MXCA4X	MXCA74	MXCA76	MXCA7X	MXCAE4	MXCAE6	MXCAEX
		FXCA44	FXCA46	FXCA4X	FXCA74	FXCA76	FXCA7X	FXCAE4	FXCAE6	FXCAEX
		906.653	906.653	906.653	906.655	906.655	906.655	906.657	906.657	906.657
C06	WORKSPACE ACCESS PACKAGE	\$820	\$820	\$820	\$820	\$820	\$820	\$820	\$820	\$820
E28	ADDITIONAL BATTERY FOR RETROFIT	X	X	X	X	X	X	X	X	X
E36	CUTOFF RELAY FOR ADDITIONAL BATTERY	X	X	X	X	X	X	X	X	X
ES2	12 V OUTLET IN LOAD COMPARTMENT	X	X	X	X	X	X	X	X	X
L63	CEILING LIGHTS IN REAR COMPARTMENT, LED	X	X	X	X	X	X	X	X	X
T74	ASSIST HANDLE, B-PILLAR	X	X	X	X	X	X	X	X	X
T85	ASSIST HANDLE, LEFT REAR DOOR	X	X	X	X	X	X	X	X	X
T86	ASSIST HANDLE, RIGHT REAR DOOR	X	X	X	X	X	X	X	X	X
W73	REAR DOOR STEP	X	X	X	X	X	X	X	X	X

		144" 4C	144" 6C	144" 4X4	170" 4C	170" 6C	170" 4X4	170" E 4C	170" E 6C	170" E 4X4
		MXCA44	MXCA46	MXCA4X	MXCA74	MXCA76	MXCA7X	MXCAE4	MXCAE6	MXCAEX
		FXCA44	FXCA46	FXCA4X	FXCA74	FXCA76	FXCA7X	FXCAE4	FXCAE6	FXCAEX
		906.653	906.653	906.653	906.655	906.655	906.655	906.657	906.657	906.657
C07	CARGO PROTECTION PACKAGE²¹	\$1,215	\$1,215	\$1,215	\$1,215	\$1,215	\$1,215	\$1,215	\$1,215	\$1,215
T12	SLIDING DOOR, TWO-STAGE OPENING	X	X	X	X	X	X	X	X	X
V42	LASHING RAILS, WAIST-LEVEL	X	X	X	X	X	X	X	X	X
VA3	SIDEWALL PANELING, FULL HARDBOARD	X	X	X	X	X	X	X	X	X
VC4	CARGO LASHING RAILS, HEAD HEIGHT	X	X	X	X	X	X	X	X	X
VV2	LASHING RAILS, FLOOR-LEVEL (PLUS 4 ANCHORS)	X	X	X	X	X	X	X	X	X
YK3	CARGO STRAPS, D-RINGS	X	X	X	X	X	X	X	X	X

²¹ Lashing rail straps (YK4) sold separately.

2017 SPRINTER | PACKAGES 3500 XD CARGO VAN

		144" 4C	144" 6C	144" 4X4	170" 4C	170" 6C	170" 4X4	170" E 4C	170" E 6C	170" E 4X4
		MXCA44	MXCA46	MXCA4X	MXCA74	MXCA76	MXCA7X	MXCAE4	MXCAE6	MXCAEX
		FXCA44	FXCA46	FXCA4X	FXCA74	FXCA76	FXCA7X	FXCAE4	FXCAE6	FXCAEX
		906.653	906.653	906.653	906.655	906.655	906.655	906.657	906.657	906.657
X04	MULTIFUNCTION WHEEL/DISPLAY PACKAGE	\$345	\$345	\$345	\$345	\$345	\$345	\$345	\$345	\$345
CL4	MULTIFUNCTION STEERING WHEEL	X	X	X	X	X	X	X	X	X
JK3	4.2" PIXEL MATRIX DISPLAY W/CHROME DIALS	X	X	X	X	X	X	X	X	X

		144" 4C	144" 6C	144" 4X4	170" 4C	170" 6C	170" 4X4	170" E 4C	170" E 6C	170" E 4X4
		MXCA44	MXCA46	MXCA4X	MXCA74	MXCA76	MXCA7X	MXCAE4	MXCAE6	MXCAEX
		FXCA44	FXCA46	FXCA4X	FXCA74	FXCA76	FXCA7X	FXCAE4	FXCAE6	FXCAEX
		906.653	906.653	906.653	906.655	906.655	906.655	906.657	906.657	906.657
X05	FRONT BENCH SEAT PACKAGE	\$645	\$645	\$645	\$645	\$645	\$645	\$645	\$645	\$645
S23	TWIN FRONT PASSENGER SEAT	X	X	X	X	X	X	X	X	X
SC1	BACKREST, FOLDING W/ TABLE	X	X	X	X	X	X	X	X	X
S78	ASSIST HANDLE FOR INNER SEAT	X	X	X	X	X	X	X	X	X

		144" 4C	144" 6C	144" 4X4	170" 4C	170" 6C	170" 4X4	170" E 4C	170" E 6C	170" E 4X4
		MXCA44	MXCA46	MXCA4X	MXCA74	MXCA76	MXCA7X	MXCAE4	MXCAE6	MXCAEX
		FXCA44	FXCA46	FXCA4X	FXCA74	FXCA76	FXCA7X	FXCAE4	FXCAE6	FXCAEX
		906.653	906.653	906.653	906.655	906.655	906.655	906.657	906.657	906.657
X06	HIGH-IDLE FIXED PACKAGE (FLEET ONLY)	\$635	\$635	\$635	\$635	\$635	\$635	\$635	\$635	\$635
ED5	PARAMETRIC SPECIAL MODULE (PSM)	X	X	X	X	X	X	X	X	X
M53	HIGH-IDLE PRESET 1,500 RPM	X	X	X	X	X	X	X	X	X

		144" 4C	144" 6C	144" 4X4	170" 4C	170" 6C	170" 4X4	170" E 4C	170" E 6C	170" E 4X4
		MXCA44	MXCA46	MXCA4X	MXCA74	MXCA76	MXCA7X	MXCAE4	MXCAE6	MXCAEX
		FXCA44	FXCA46	FXCA4X	FXCA74	FXCA76	FXCA7X	FXCAE4	FXCAE6	FXCAEX
		906.653	906.653	906.653	906.655	906.655	906.655	906.657	906.657	906.657
X13	LIGHTING PACKAGE	\$950	\$950	\$950	\$950	\$950	\$950	\$950	\$950	\$950
LG0	BI-XENON HEADLAMPS U.S.	X	X	X	X	X	X	X	X	X
F46	HEADLAMP WASHING SYSTEM	X	X	X	X	X	X	X	X	X

		144" 4C	144" 6C	144" 4X4	170" 4C	170" 6C	170" 4X4	170" E 4C	170" E 6C	170" E 4X4
		MXCA44	MXCA46	MXCA4X	MXCA74	MXCA76	MXCA7X	MXCAE4	MXCAE6	MXCAEX
		FXCA44	FXCA46	FXCA4X	FXCA74	FXCA76	FXCA7X	FXCAE4	FXCAE6	FXCAEX
		906.653	906.653	906.653	906.655	906.655	906.655	906.657	906.657	906.657
X17	SUSPENSION PACKAGE I²²	\$515	\$515	-	\$515	\$515	-	\$515	\$515	-
C42	STABILIZER, REAR AXLE, UNDER FRAME	X	X	-	X	X	-	X	X	-
C45	STABILIZER, REINFORCED AT FRONT AXLE	X	X	-	X	X	-	X	X	-
CF4	CHASSIS FOR APPLICATION C	X	X	-	X	X	-	X	X	-
CF6	SPRINGS AND DAMPERS, FRONT, REINFORCED	X	X	-	X	X	-	X	X	-

2017 SPRINTER | PACKAGES 3500 XD CARGO VAN

		144" 4C	144" 6C	144" 4X4	170" 4C	170" 6C	170" 4X4	170" E 4C	170" E 6C	170" E 4X4
		MXCA44	MXCA46	MXCA4X	MXCA74	MXCA76	MXCA7X	MXCAE4	MXCAE6	MXCAEX
		FXCA44	FXCA46	FXCA4X	FXCA74	FXCA76	FXCA7X	FXCAE4	FXCAE6	FXCAEX
		906.653	906.653	906.653	906.655	906.655	906.655	906.657	906.657	906.657
X19	SUSPENSION PACKAGE III²²	\$335	\$335	-	\$335	\$335	-	\$335	\$335	-
CF2	CHASSIS FOR APPLICATION A	X	X	-	X	X	-	X	X	-
C42	STABILIZER, REAR AXLE, UNDER FRAME	X	X	-	X	X	-	X	X	-
C45	STABILIZER, REINFORCED AT FRONT AXLE	X	X	-	X	X	-	X	X	-

		144" 4C	144" 6C	144" 4X4	170" 4C	170" 6C	170" 4X4	170" E 4C	170" E 6C	170" E 4X4
		MXCA44	MXCA46	MXCA4X	MXCA74	MXCA76	MXCA7X	MXCAE4	MXCAE6	MXCAEX
		FXCA44	FXCA46	FXCA4X	FXCA74	FXCA76	FXCA7X	FXCAE4	FXCAE6	FXCAEX
		906.653	906.653	906.653	906.655	906.655	906.655	906.657	906.657	906.657
X22	TRAILER HITCH PACKAGE	\$435	\$435	\$435	\$435	\$435	\$435	\$435	\$435	\$435
E40	TRAILER HITCH PREP PACKAGE	X	X	X	X	X	X	X	X	X
Q24	TRAILER HITCH, 5,000 LBS	-	-	-	-	-	-	X	X	X
QA2	TRAILER CROSSMEMBER 7,500 LBS CAPACITY	X	X	X	X	X	X	-	-	-

		144" 4C	144" 6C	144" 4X4	170" 4C	170" 6C	170" 4X4	170" E 4C	170" E 6C	170" E 4X4
		MXCA44	MXCA46	MXCA4X	MXCA74	MXCA76	MXCA7X	MXCAE4	MXCAE6	MXCAEX
		FXCA44	FXCA46	FXCA4X	FXCA74	FXCA76	FXCA7X	FXCAE4	FXCAE6	FXCAEX
		906.653	906.653	906.653	906.655	906.655	906.655	906.657	906.657	906.657
X27	ADDITIONAL BATTERY PACKAGE	\$380	\$380	\$380	\$380	\$380	\$380	\$380	\$380	\$380
E28	ADDITIONAL BATTERY FOR RETROFIT	X	X	X	X	X	X	X	X	X
E36	CUTOFF RELAY FOR ADDITIONAL BATTERY	X	X	X	X	X	X	X	X	X

²² See suspension matrix for details.

2017 SPRINTER | PACKAGES 3500 XD CARGO VAN

		144" 4C	144" 6C	144" 4X4	170" 4C	170" 6C	170" 4X4	170" E 4C	170" E 6C	170" E 4X4
		MXCA44	MXCA46	MXCA4X	MXCA74	MXCA76	MXCA7X	MXCAE4	MXCAE6	MXCAEX
		FXCA44	FXCA46	FXCA4X	FXCA74	FXCA76	FXCA7X	FXCAE4	FXCAE6	FXCAEX
		906.653	906.653	906.653	906.655	906.655	906.655	906.657	906.657	906.657
X52	REEFER PREP-PACK (4-CYLINDER) *	\$2,399	-	-	\$2,399	-	-	\$2,399	-	-
E28	ADDITIONAL BATTERY FOR RETROFIT	X	-	-	X	-	-	X	-	-
E36	CUTOFF RELAY FOR ADDITIONAL BATTERY	X	-	-	X	-	-	X	-	-
N63	BRACKET FOR ADDITIONAL COMPRESSOR	X	-	-	X	-	-	X	-	-
M60	GENERATOR 14 V/250 A (4CE ONLY)	X	-	-	X	-	-	X	-	-
F68	HEATED AND ELECTRIC EXTERIOR MIRRORS	X	-	-	X	-	-	X	-	-
H21	WINDSHIELD WITH FILTER BAND	X	-	-	X	-	-	X	-	-
JA5	LIGHT AND RAIN SENSOR	X	-	-	X	-	-	X	-	-
LD0	OVERHEAD CONTROL PANEL WITH TWO READING LIGHTS	X	-	-	X	-	-	X	-	-
V93	FLOOR DELETION	X	-	-	X	-	-	X	-	-
V94	CABLE DUCT - SIDE WALL	X	-	-	X	-	-	X	-	-
V95	CABLE DUCT - REAR PORTAL	X	-	-	X	-	-	X	-	-
JA7	BLIND SPOT ASSIST	X	-	-	X	-	-	X	-	-
FR8	REAR VIEW CAMERA	X	-	-	X	-	-	X	-	-
FZ9	TWO ADDITIONAL KEYS	X	-	-	X	-	-	X	-	-
MS1	CRUISE CONTROL	X	-	-	X	-	-	X	-	-
JW0	BACK-UP ALARM	X	-	-	X	-	-	X	-	-
Y10	FIRST AID KIT	X	-	-	X	-	-	X	-	-

		144" 4C	144" 6C	144" 4X4	170" 4C	170" 6C	170" 4X4	170" E 4C	170" E 6C	170" E 4X4
		MXCA44	MXCA46	MXCA4X	MXCA74	MXCA76	MXCA7X	MXCAE4	MXCAE6	MXCAEX
		FXCA44	FXCA46	FXCA4X	FXCA74	FXCA76	FXCA7X	FXCAE4	FXCAE6	FXCAEX
		906.653	906.653	906.653	906.655	906.655	906.655	906.657	906.657	906.657
X53	REEFER PREP-PACK (6-CYLINDER) *	-	\$2,399	\$2,399	-	\$2,399	\$2,399	-	\$2,399	\$2,399
E28	ADDITIONAL BATTERY FOR RETROFIT	-	X	X	-	X	X	-	X	X
E36	CUTOFF RELAY FOR ADDITIONAL BATTERY	-	X	X	-	X	X	-	X	X
N63	BRACKET FOR ADDITIONAL COMPRESSOR	-	X	X	-	X	X	-	X	X
ED4	AGM BATTERY 12 V 95 AH 850A	-	X	X	-	X	X	-	X	X
F68	HEATED AND ELECTRIC EXTERIOR MIRRORS	-	X	X	-	X	X	-	X	X
H21	WINDSHIELD WITH FILTER BAND	-	X	X	-	X	X	-	X	X
JA5	LIGHT AND RAIN SENSOR	-	X	X	-	X	X	-	X	X
LD0	OVERHEAD CONTROL PANEL WITH TWO READING LIGHTS	-	X	X	-	X	X	-	X	X
V93	FLOOR DELETION	-	X	X	-	X	X	-	X	X
V94	CABLE DUCT - SIDE WALL	-	X	X	-	X	X	-	X	X
V95	CABLE DUCT - REAR PORTAL	-	X	X	-	X	X	-	X	X
JA7	BLIND SPOT ASSIST	-	X	X	-	X	X	-	X	X
FR8	REAR VIEW CAMERA	-	X	X	-	X	X	-	X	X
FZ9	TWO ADDITIONAL KEYS	-	X	X	-	X	X	-	X	X
MS1	CRUISE CONTROL	-	X	X	-	X	X	-	X	X
JW0	BACK-UP ALARM	-	X	X	-	X	X	-	X	X
Y10	FIRST AID KIT	-	X	X	-	X	X	-	X	X

* 144" requires High Roof (D03). Not with: VA3, VC4, V42, V36, V25, T93, T19, L71, L63, HZ9, HZ5, H00, H08, HH5, H12, H72, H13, FY1, D50, D51, D62, D64, W16, W17, W22, W23, W27, W28, W61, W78, V21.

2017 SPRINTER | FLEET PACKAGES 3500 XD CARGO VAN

ATTENTION: FLEET PACKAGES ARE INTENDED FOR SPECIFIC USE-CASE AND NORMALLY RESERVED FOR FLEETS AND UPFITTERS. PLEASE UNDERSTAND PACKAGES BEFORE ORDERING.

		144" 4C	144" 6C	144" 4X4	170" 4C	170" 6C	170" 4X4	170" E 4C	170" E 6C	170" E 4X4
		MXCA44	MXCA46	MXCA4X	MXCA74	MXCA76	MXCA7X	MXCAE4	MXCAE6	MXCAEX
		FXCA44	FXCA46	FXCA4X	FXCA74	FXCA76	FXCA7X	FXCAE4	FXCAE6	FXCAEX
		906.653	906.653	906.653	906.655	906.655	906.655	906.657	906.657	906.657
F01	SWIVEL SEAT PACKAGE	\$1,015	\$1,015	\$1,015	\$1,015	\$1,015	\$1,015	\$1,015	\$1,015	\$1,015
BE2	HANDBRAKE LEVER, FOLDING	X	X	X	X	X	X	X	X	X
S87	DRIVER'S SEAT FRAME, LOW	X	X	X	X	X	X	X	X	X
S88	PASSENGER SEAT FRAME, LOW	X	X	X	X	X	X	X	X	X
SB1	COMFORT DRIVER'S SEAT	X	X	X	X	X	X	X	X	X
SB2	COMFORT PASSENGER SEAT	X	X	X	X	X	X	X	X	X
SD2	SEAT BELT MOUNT DELETION	X	X	X	X	X	X	X	X	X
SR8	SWIVEL BASE FOR DRIVER'S SEAT	X	X	X	X	X	X	X	X	X
SR9	SWIVEL BASE FOR FRONT PASSENGER SEAT	X	X	X	X	X	X	X	X	X
SZ7	STORAGE NET, DRIVER SEAT BACKREST	X	X	X	X	X	X	X	X	X
SZ8	STORAGE NET, PASSENGER SEAT BACKREST	X	X	X	X	X	X	X	X	X

		144" 4C	144" 6C	144" 4X4	170" 4C	170" 6C	170" 4X4	170" E 4C	170" E 6C	170" E 4X4
		MXCA44	MXCA46	MXCA4X	MXCA74	MXCA76	MXCA7X	MXCAE4	MXCAE6	MXCAEX
		FXCA44	FXCA46	FXCA4X	FXCA74	FXCA76	FXCA7X	FXCAE4	FXCAE6	FXCAEX
		906.653	906.653	906.653	906.655	906.655	906.655	906.657	906.657	906.657
F02	WINDOW FLEET PACKAGE²³	\$1,035	\$1,035	\$1,035	\$1,035	\$1,035	\$1,035	\$1,035	\$1,035	\$1,035
H22	DEFROSTER - REAR WINDOW ²⁴	X	X	X	X	X	X	X	X	X
VA7	STORAGE COMPARTMENT WITH NET IN REAR DOORS	X	X	X	X	X	X	X	X	X
W02	PANEL VAN W/WINDOWS ALL-AROUND	X	X	X	X	X	X	X	X	X
W16	2ND ROW, FIXED WINDOW, DRIVER SIDE	X	X	X	X	X	X	X	X	X
W17	2ND ROW, FIXED WINDOW, PASSENGER SIDE	X	X	X	X	X	X	X	X	X
W22	FIXED WINDOW, CENTER LEFT	-	-	-	X	X	X	X	X	X
W23	FIXED WINDOW, CENTER RIGHT	-	-	-	X	X	X	X	X	X
W27	FIXED WINDOW, REAR LEFT	X	X	X	X	X	X	X	X	X
W28	FIXED WINDOW, REAR RIGHT	X	X	X	X	X	X	X	X	X

²³ This will result in an incomplete vehicle. Upfitter is final stage manufacturer. ²⁴ Must select either W61/W78.

2017 SPRINTER | FLEET PACKAGES 3500 XD CARGO VAN

		144" 4C	144" 6C	144" 4X4	170" 4C	170" 6C	170" 4X4	170" E 4C	170" E 6C	170" E 4X4
		MXCA44	MXCA46	MXCA4X	MXCA74	MXCA76	MXCA7X	MXCAE4	MXCAE6	MXCAEX
		FXCA44	FXCA46	FXCA4X	FXCA74	FXCA76	FXCA7X	FXCAE4	FXCAE6	FXCAEX
		906.653	906.653	906.653	906.655	906.655	906.655	906.657	906.657	906.657
F03	WINDOW PREP PACKAGE²³	\$550	\$550	\$550	\$550	\$550	\$550	\$550	\$550	\$550
H22	DEFROSTER - REAR WINDOW ²⁵	X	X	X	X	X	X	X	X	X
P08	COVER FOR TRANSPORT	X	X	X	X	X	X	X	X	X
VA7	STORAGE COMPARTMENT WITH NET IN REAR DOORS	X	X	X	X	X	X	X	X	X
W02	PANEL VAN W/WINDOWS ALL-AROUND	X	X	X	X	X	X	X	X	X
W16	2ND ROW, FIXED WINDOW, DRIVER SIDE	X	X	X	X	X	X	X	X	X
W17	2ND ROW, FIXED WINDOW, PASSENGER SIDE	X	X	X	X	X	X	X	X	X
W22	FIXED WINDOW, CENTER LEFT	-	-	-	X	X	X	X	X	X
W23	FIXED WINDOW, CENTER RIGHT	-	-	-	X	X	X	X	X	X
W27	FIXED WINDOW, REAR LEFT	X	X	X	X	X	X	X	X	X
W28	FIXED WINDOW, REAR RIGHT	X	X	X	X	X	X	X	X	X
W61	WINDOWS IN TAILGATE/REAR DOORS	X	X	X	X	X	X	X	X	X
W94	WINDOW OPENINGS W/O GLASS	X	X	X	X	X	X	X	X	X

		144" 4C	144" 6C	144" 4X4	170" 4C	170" 6C	170" 4X4	170" E 4C	170" E 6C	170" E 4X4
		MXCA44	MXCA46	MXCA4X	MXCA74	MXCA76	MXCA7X	MXCAE4	MXCAE6	MXCAEX
		FXCA44	FXCA46	FXCA4X	FXCA74	FXCA76	FXCA7X	FXCAE4	FXCAE6	FXCAEX
		906.653	906.653	906.653	906.655	906.655	906.655	906.657	906.657	906.657
F04	WIDE-STEP BUMPER PACKAGE	\$285	\$285	-	\$285	\$285	-	\$285	\$285	-
R91	SPARE WHEEL DELETION	X	X	-	X	X	-	X	X	-
R92	SPARE TIRE CARRIER DELETION	X	X	-	X	X	-	X	X	-
W75	STEP, WIDE, AT REAR END	X	X	-	X	X	-	X	X	-

		144" 4C	144" 6C	144" 4X4	170" 4C	170" 6C	170" 4X4	170" E 4C	170" E 6C	170" E 4X4
		MXCA44	MXCA46	MXCA4X	MXCA74	MXCA76	MXCA7X	MXCAE4	MXCAE6	MXCAEX
		FXCA44	FXCA46	FXCA4X	FXCA74	FXCA76	FXCA7X	FXCAE4	FXCAE6	FXCAEX
		906.653	906.653	906.653	906.655	906.655	906.655	906.657	906.657	906.657
F06	INTERIOR TRIM PACKAGE²⁶	\$1,800	\$1,800	\$1,800	\$1,800	\$1,800	\$1,800	\$1,800	\$1,800	\$1,800
V21	LUXURY INTERIOR TRIM	X	X	X	X	X	X	X	X	X
V31	WINDOW PILLAR TRIM	X	X	X	X	X	X	X	X	X
V36	ROOF TRIM	X	X	X	X	X	X	X	X	X
V64	ASHTRAYS, REAR	X	X	X	X	X	X	X	X	X

²³ This will result in an incomplete vehicle. Upfitter is final stage manufacturer. ²⁵ All windows are cut out, holes covered for transport. ²⁶ Requires F02, F03 or F07.

2017 SPRINTER | FLEET PACKAGES 3500 XD CARGO VAN

		144" 4C	144" 6C	144" 4X4	170" 4C	170" 6C	170" 4X4	170" E 4C	170" E 6C	170" E 4X4
		MXCA44	MXCA46	MXCA4X	MXCA74	MXCA76	MXCA7X	MXCAE4	MXCAE6	MXCAEX
		FXCA44	FXCA46	FXCA4X	FXCA74	FXCA76	FXCA7X	FXCAE4	FXCAE6	FXCAEX
		906.653	906.653	906.653	906.655	906.655	906.655	906.657	906.657	906.657
F07	WINDOW PREP PACKAGE II^{23,24,27}	\$615	\$615	\$615	\$615	\$615	\$615	\$615	\$615	\$615
H22	DEFROSTER - REAR WINDOW	X	X	X	X	X	X	X	X	X
P08	COVER FOR TRANSPORT	X	X	X	X	X	X	X	X	X
VA7	STORAGE COMPARTMENT WITH NET IN REAR DOORS	X	X	X	X	X	X	X	X	X
W02	PANEL VAN W/WINDOWS ALL-AROUND	X	X	X	X	X	X	X	X	X
W16	2ND ROW, FIXED WINDOW, DRIVER SIDE	X	X	X	X	X	X	X	X	X
W17	2ND ROW, FIXED WINDOW, PASSENGER SIDE	X	X	X	X	X	X	X	X	X
W22	FIXED WINDOW, CENTER LEFT	-	-	-	X	X	X	X	X	X
W23	FIXED WINDOW, CENTER RIGHT	-	-	-	X	X	X	X	X	X
W27	FIXED WINDOW, REAR LEFT	X	X	X	X	X	X	X	X	X
W28	FIXED WINDOW, REAR RIGHT	X	X	X	X	X	X	X	X	X
W93	SIDE WINDOW OPENINGS W/O GLASS	X	X	X	X	X	X	X	X	X

		144" 4C	144" 6C	144" 4X4	170" 4C	170" 6C	170" 4X4	170" E 4C	170" E 6C	170" E 4X4
		MXCA44	MXCA46	MXCA4X	MXCA74	MXCA76	MXCA7X	MXCAE4	MXCAE6	MXCAEX
		FXCA44	FXCA46	FXCA4X	FXCA74	FXCA76	FXCA7X	FXCAE4	FXCAE6	FXCAEX
		906.653	906.653	906.653	906.655	906.655	906.655	906.657	906.657	906.657
F09	SHUTTLE DOOR PREP PACKAGE³⁴	\$0	\$0	-	\$0	\$0	-	\$0	\$0	-
SW1	SEAT BELT DELETION, PASSENGER	X	X	-	X	X	-	X	X	-
S91	PASSENGER SEAT DELETED	X	X	-	X	X	-	X	X	-
S99	PASSENGER SEAT PEDESTAL AND AIRBAG - DELETION	X	X	-	X	X	-	X	X	-

		144" 4C	144" 6C	144" 4X4	170" 4C	170" 6C	170" 4X4	170" E 4C	170" E 6C	170" E 4X4
		MXCA44	MXCA46	MXCA4X	MXCA74	MXCA76	MXCA7X	MXCAE4	MXCAE6	MXCAEX
		FXCA44	FXCA46	FXCA4X	FXCA74	FXCA76	FXCA7X	FXCAE4	FXCAE6	FXCAEX
		906.653	906.653	906.653	906.655	906.655	906.655	906.657	906.657	906.657
X01	SUSPENSION SEATING PACKAGE³⁵	\$800	\$800	\$800	\$800	\$800	\$800	\$800	\$800	\$800
S87	DRIVER'S SEAT FRAME, LOW	X	X	X	X	X	X	X	X	X
S88	PASSENGER SEAT FRAME, LOW	X	X	X	X	X	X	X	X	X
SB3	DRIVER SUSPENSION SEAT, COMFORT VERSION	X	X	X	X	X	X	X	X	X
SB4	PASSENGER SUSPENSION SEAT, COMFORT VERSION	X	X	X	X	X	X	X	X	X

		144" 4C	144" 6C	144" 4X4	170" 4C	170" 6C	170" 4X4	170" E 4C	170" E 6C	170" E 4X4
		MXCA44	MXCA46	MXCA4X	MXCA74	MXCA76	MXCA7X	MXCAE4	MXCAE6	MXCAEX
		FXCA44	FXCA46	FXCA4X	FXCA74	FXCA76	FXCA7X	FXCAE4	FXCAE6	FXCAEX
		906.653	906.653	906.653	906.655	906.655	906.655	906.657	906.657	906.657
X02	PARTITION W/SLIDING DOOR AND PASSENGER JUMP SEAT PACKAGE	\$1,375	\$1,375	-	\$1,375	\$1,375	-	\$1,375	\$1,375	-
D64	BULKHEAD WITH SLIDING DOOR	X	X	-	X	X	-	X	X	-
S20	PASSENGER SEAT FOLDABLE	X	X	-	X	X	-	X	X	-
S99	PASSENGER SEAT PEDESTAL AND AIRBAG - DELETION	X	X	-	X	X	-	X	X	-
T77	ASSIST HANDLE W/PARTITION	X	X	-	X	X	-	X	X	-

23 This will result in an incomplete vehicle. Upfitter is final stage manufacturer. 24 Must select either W61/W78. 27 Rear sidewalls window cut outs - rear doors contains window. 34 Not combinable with SH7 or SH9. 35 Not combinable with SH6, SH7 or SH9.

2017 SPRINTER | FLEET PACKAGES 3500 XD CARGO VAN

		144" 4C	144" 6C	144" 4X4	170" 4C	170" 6C	170" 4X4	170" E 4C	170" E 6C	170" E 4X4
		MXCA44	MXCA46	MXCA4X	MXCA74	MXCA76	MXCA7X	MXCAE4	MXCAE6	MXCAEX
		FXCA44	FXCA46	FXCA4X	FXCA74	FXCA76	FXCA7X	FXCAE4	FXCAE6	FXCAEX
		906.653	906.653	906.653	906.655	906.655	906.655	906.657	906.657	906.657
X03	PARTITION WITH SLIDING DOOR WITHOUT PASSENGER JUMP SEAT PACKAGE	\$880	\$880	-	\$880	\$880	-	\$880	\$880	-
D64	BULKHEAD WITH SLIDING DOOR	X	X	-	X	X	-	X	X	-
S91	PASSENGER SEAT DELETED	X	X	-	X	X	-	X	X	-
S99	PASSENGER SEAT PEDESTAL AND AIRBAG - DELETION	X	X	-	X	X	-	X	X	-
SW1	SEAT BELT DELETION, PASSENGER	X	X	-	X	X	-	X	X	-
T77	ASSIST HANDLE W/ PARTITION	X	X	-	X	X	-	X	X	-

		144" 4C	144" 6C	144" 4X4	170" 4C	170" 6C	170" 4X4	170" E 4C	170" E 6C	170" E 4X4
		MXCA44	MXCA46	MXCA4X	MXCA74	MXCA76	MXCA7X	MXCAE4	MXCAE6	MXCAEX
		FXCA44	FXCA46	FXCA4X	FXCA74	FXCA76	FXCA7X	FXCAE4	FXCAE6	FXCAEX
		906.653	906.653	906.653	906.655	906.655	906.655	906.657	906.657	906.657
X07	HIGH-IDLE VARIABLE PACKAGE	\$665	\$665	\$665	\$665	\$665	\$665	\$665	\$665	\$665
ED5	PARAMETRIC SPECIAL MODULE (PSM)	X	X	X	X	X	X	X	X	X
MT4	HIGH-IDLE - DRIVER ADJUSTABLE	X	X	X	X	X	X	X	X	X

		144" 4C	144" 6C	144" 4X4	170" 4C	170" 6C	170" 4X4	170" E 4C	170" E 6C	170" E 4X4
		MXCA44	MXCA46	MXCA4X	MXCA74	MXCA76	MXCA7X	MXCAE4	MXCAE6	MXCAEX
		FXCA44	FXCA46	FXCA4X	FXCA74	FXCA76	FXCA7X	FXCAE4	FXCAE6	FXCAEX
		906.653	906.653	906.653	906.655	906.655	906.655	906.657	906.657	906.657
X11	HIGH-PERFORMANCE AIR CONDITIONING PACKAGE	\$3,785	\$3,785	\$3,785	\$3,785	\$3,785	\$3,785	\$3,785	\$3,785	\$3,785
ED4	AGM BATTERY 12 V 95 AH 850 A	-	X	X	-	X	X	-	X	X
HH0	AIR CONDITIONING SYSTEM PRE-INSTALLATION	X	X	X	X	X	X	X	X	X
H08	AIR CONDITIONING REAR, ROOF-MOUNTED	-	-	-	-	-	-	-	-	-
HH5	PARTS KIT, A/C SYSTEM	X	X	X	X	X	X	X	X	X

2017 SPRINTER | FLEET PACKAGES 3500 XD CARGO VAN

		144" 4C	144" 6C	144" 4X4	170" 4C	170" 6C	170" 4X4	170" E 4C	170" E 6C	170" E 4X4
		MXCA44	MXCA46	MXCA4X	MXCA74	MXCA76	MXCA7X	MXCAE4	MXCAE6	MXCAEX
		FXCA44	FXCA46	FXCA4X	FXCA74	FXCA76	FXCA7X	FXCAE4	FXCAE6	FXCAEX
		906.653	906.653	906.653	906.655	906.655	906.655	906.657	906.657	906.657
X14	UPFITTER PREP PACKAGE^{23,24}	\$3,805	\$3,805	\$3,805	\$3,805	\$3,805	\$3,805	\$3,805	\$3,805	\$3,805
E28	ADDITIONAL BATTERY FOR RETROFIT	X	X	X	X	X	X	X	X	X
E36	CUTOFF RELAY FOR ADDITIONAL BATTERY	X	X	X	X	X	X	X	X	X
E46	12 V POWER OUTLET DRIVER SEAT BASE	X	X	X	X	X	X	X	X	X
ED5	PARAMETRIC SPECIAL MODULE (PSM)	X	X	X	X	X	X	X	X	X
ES2	12 V POWER OUTLET REAR COMPARTMENT	X	X	X	X	X	X	X	X	X
H00	WARM/COOL AIR DUCT TO REAR COMPARTMENT	X	X	X	X	X	X	X	X	X
H22	DEFROSTER - REAR WINDOW	X	X	X	X	X	X	X	X	X
V31	WINDOW PILLAR TRIM	X	X	X	X	X	X	X	X	X
V36	ROOF TRIM	X	X	X	X	X	X	X	X	X
VA1	SIDEWALL PANELING WAIST HEIGHT PVC	X	X	X	X	X	X	X	X	X
VA7	STORAGE COMPARTMENT WITH NET IN REAR DOORS	X	X	X	X	X	X	X	X	X
W02	PANEL VAN W/WINDOWS ALL-AROUND	X	X	X	X	X	X	X	X	X
W16	2ND ROW, FIXED WINDOW, DRIVER SIDE	X	X	X	X	X	X	X	X	X
W17	2ND ROW, FIXED WINDOW, PASSENGER SIDE	X	X	X	X	X	X	X	X	X
W22	FIXED WINDOW, CENTER LEFT	-	-	-	X	X	X	X	X	X
W23	FIXED WINDOW, CENTER RIGHT	-	-	-	X	X	X	X	X	X
W27	FIXED WINDOW, REAR LEFT	X	X	X	X	X	X	X	X	X
W28	FIXED WINDOW, REAR RIGHT	X	X	X	X	X	X	X	X	X

		144" 4C	144" 6C	144" 4X4	170" 4C	170" 6C	170" 4X4	170" E 4C	170" E 6C	170" E 4X4
		MXCA44	MXCA46	MXCA4X	MXCA74	MXCA76	MXCA7X	MXCAE4	MXCAE6	MXCAEX
		FXCA44	FXCA46	FXCA4X	FXCA74	FXCA76	FXCA7X	FXCAE4	FXCAE6	FXCAEX
		906.653	906.653	906.653	906.655	906.655	906.655	906.657	906.657	906.657
X20	SUSPENSION PACKAGE IV²²	\$365	\$365	-	\$365	\$365	-	\$365	\$365	-
CF3	CHASSIS FOR APPLICATION B	X	X	-	X	X	-	X	X	-
C43	STABILIZER, REAR AXLE, REINFORCED	X	X	-	X	X	-	X	X	-
C45	STABILIZER, REINFORCED AT FRONT AXLE	X	X	-	X	X	-	X	X	-

		144" 4C	144" 6C	144" 4X4	170" 4C	170" 6C	170" 4X4	170" E 4C	170" E 6C	170" E 4X4
		MXCA44	MXCA46	MXCA4X	MXCA74	MXCA76	MXCA7X	MXCAE4	MXCAE6	MXCAEX
		FXCA44	FXCA46	FXCA4X	FXCA74	FXCA76	FXCA7X	FXCAE4	FXCAE6	FXCAEX
		906.653	906.653	906.653	906.655	906.655	906.655	906.657	906.657	906.657
X21	HEAVY DUTY FRONT AXLE PACKAGE²²	\$320	\$320	-	\$320	\$320	-	\$320	\$320	-
A50	FRONT AXLE REINFORCED	X	X	-	X	X	-	X	X	-
CF6	SPRINGS AND DAMPERS, FRONT, REINFORCED	X	X	-	X	X	-	X	X	-

22 See suspension matrix for details. 23 This will result in an incomplete vehicle. Upfitter is final stage manufacturer. 24 Must select either W61/W78.

CLICK ON CODES BELOW TO GO TO FULL DESCRIPTION.

2017 SPRINTER | FLEET PACKAGES 3500 XD CARGO VAN

		144" 4C	144" 6C	144" 4X4	170" 4C	170" 6C	170" 4X4	170" E 4C	170" E 6C	170" E 4X4
		MXCA44	MXCA46	MXCA4X	MXCA74	MXCA76	MXCA7X	MXCAE4	MXCAE6	MXCAEX
		FXCA44	FXCA46	FXCA4X	FXCA74	FXCA76	FXCA7X	FXCAE4	FXCAE6	FXCAEX
		906.653	906.653	906.653	906.655	906.655	906.655	906.657	906.657	906.657
X24	CREW CAB PACKAGE	\$2,515	\$2,515	\$2,515	\$2,515	\$2,515	\$2,515	\$2,515	\$2,515	\$2,515
E46	12 V POWER OUTLET DRIVER SEAT BASE	X	X	X	X	X	X	X	X	X
ES2	12 V POWER OUTLET REAR COMPARTMENT	X	X	X	X	X	X	X	X	X
FF3	CUP HOLDERS, TWO CENTER CONSOLE	X	X	X	X	X	X	X	X	X
H00	WARM/COOL AIR DUCT TO REAR COMPARTMENT	X	X	X	X	X	X	X	X	X
SD0	ISOFIX CHILD SEAT	X	X	X	X	X	X	X	X	X
U62	THREE-SEATER BENCH IN PASSENGER FIRST ROW NARROW	X	X	X	X	X	X	X	X	X
U74	SEAT ARMREST REAR SEATS LEFT	X	X	X	X	X	X	X	X	X
U75	SEAT ARMREST REAR SEATS RIGHT	X	X	X	X	X	X	X	X	X
V36	ROOF TRIM	X	X	X	X	X	X	X	X	X
V40	FLOOR ANCHORS FOR REAR SEAT BENCH	X	X	X	X	X	X	X	X	X
W16	2ND ROW, FIXED WINDOW, DRIVER SIDE	X	X	X	X	X	X	X	X	X
W17	2ND ROW, FIXED WINDOW, PASSENGER SIDE	X	X	X	X	X	X	X	X	X

CLICK ON CODES BELOW TO GO TO FULL DESCRIPTION.

2017 SPRINTER | STANDARD EQUIPMENT 2500 CREW VAN



144" 4C	144" 6C	144" 4X4	170" 4C	170" 6C	170" 4X4
M2CV44	M2CV46	M2CV4X	M2CV74	M2CV76	M2CV7X
F2CV44	F2CV46	F2CV4X	F2CV74	F2CV76	F2CV7X
906.633	906.633	906.633	906.635	906.635	906.635

ENGINE							
4-CYL ENGINE/7-SPEED TRANSMISSION		S	-	-	S	-	-
CL9	ECO POWER STEERING PUMP	S	-	-	S	-	-
ED4	AGM BATTERY 12 V 95 AH 850 A	S	-	-	S	-	-
G42	7G-TRONIC TRANSMISSION, 7-SPEED	S	-	-	S	-	-
KA8	PARTICLE SENSOR	S	-	-	S	-	-
KP1	FUEL PUMP, ELECTRIC	S	-	-	S	-	-
MG3	ENGINE 2.1 L 4-CYLINDER TURBO DIESEL	S	-	-	S	-	-
MH5	EMISSIONS EPA 14/CARB	S	-	-	S	-	-
M40	ALTERNATOR 14 V/200 A	S	-	-	S	-	-
M47	ALTERNATOR MANAGEMENT	S	-	-	S	-	-
N81	REFRIGERANT COMPRESSOR (KMV)	S	-	-	S	-	-
6-CYL ENGINE/5-SPEED TRANSMISSION		-	S	S	-	S	S
EE8	BATTERY 12 V 100 A	-	S	S	-	S	S
G40	5-SPEED AUTOMATIC TRANSMISSION	-	S	S	-	S	S
MH7	EMISSIONS EPA 16/CARB	-	S	S	-	S	S
MG5	ENGINE 3.0 L V6 TURBO DIESEL	-	S	S	-	S	S
M46	ALTERNATOR 14 V/220 A	-	S	S	-	S	S

STANDARD EQUIPMENT

2017 SPRINTER | STANDARD EQUIPMENT 2500 CREW VAN

144" 4C	144" 6C	144" 4X4	170" 4C	170" 6C	170" 4X4
M2CV44	M2CV46	M2CV4X	M2CV74	M2CV76	M2CV7X
F2CV44	F2CV46	F2CV4X	F2CV74	F2CV76	F2CV7X
906.633	906.633	906.633	906.635	906.635	906.635

4X4 SYSTEM		-	-	+\$7,495	-	-	+\$7,495
T75	DOOR-MOUNTED ASSIST HANDLES, DRIVER AND PASSENGER	-	-	S	-	-	S
ZG3	4X4 - HIGH RANGE T-CASE W/LOW GEAR	-	-	S	-	-	S
EQUIPMENT							
AR2	AXLE RATIO 3.92	S	S	S	S	S	S
BB9	ELECTRONIC STABILITY PROGRAM (ESP9I)	S	S	S	S	S	S
CF2	SUSPENSION WITH FRONT AND REAR STABILIZERS	S	S	-	S	S	-
CL1	ADJUSTABLE STEERING WHEEL (ANGLE) WITH STANDARD SHIFT PADDLES	S	S	S	S	S	S
C39	REAR SPRING, COMFORT, FOR 8,550 LBS	S	S	-	S	S	-
C42	STABILIZER, REAR AXLE, UNDER FRAME	S	S	S	S	S	S
C45	STABILIZER, REINFORCED AT FRONT AXLE	S	S	S	S	S	S
C47	SHOCK ABSORBERS REINFORCED	S	S	-	S	S	-
D03	HIGH ROOF	O	O	O	S	S	S
D93	OMISSION BULKHEAD	S	S	S	S	S	S
ED8	PRE-INSTALLATION PSM (PARAMETRIC SPECIAL MODULE)	S	S	S	S	S	S
EK1	BODY BUILDER CONNECTOR	S	S	S	S	S	S
EL8	SPEAKERS, 5 FRONT AUDIO	S	S	S	S	S	S
EN7	AUDIO 15 - AM/FM RADIO, USB, AUX, BLUETOOTH®, 5.8" SCREEN	S	S	S	S	S	S
ES0	JUMP START TERMINAL	S	S	S	S	S	S
E07	HILL-START ASSIST	S	S	S	S	S	S
E30	STARTER BATTERY DISCONNECT	S	S	S	S	S	S
FF3	CUP HOLDERS IN FIRST PASSENGER ROW	S	S	S	S	S	S
FF5	SHELF ABOVE WINDSHIELD	S	S	S	S	S	S
FG8	CUP HOLDER FRONT	S	S	S	S	S	S
FI1	REMOTE KEY (315 MHZ) W/CENTRAL LOCKING	S	S	S	S	S	S
F61	INTERIOR REAR VIEW MIRROR	S	S	S	S	S	S
F66	LOCKABLE GLOVE COMPARTMENT	S	S	S	S	S	S
H00	WARM/COOL AIR DUCT TO REAR COMPARTMENT	S	S	S	S	S	S
HH2	HEATER, AUXILIARY ELECTRIC HOT AIR	S	S	S	S	S	S
HH9	AIR CONDITION, FRONT	S	S	S	S	S	S
H20	HEAT-INSULATING GLASS	S	S	S	S	S	S
H22	DEFROSTER REAR WINDOW	S	S	S	S	S	S
JA8	CROSSWIND ASSIST	S	S	S	S	S	S
J11	SPEEDOMETER, MILES/KM	S	S	S	S	S	S
J58	SEAT BELT REMINDER, DRIVER	S	S	S	S	S	S
J65	OUTSIDE TEMPERATURE GAUGE	S	S	S	S	S	S
KB7	24.5 GALLON FUEL TANK	S	S	S	S	S	S
KL1	AUX FUEL SENDING UNIT W/ FUEL TAP	S	S	S	S	S	S
KL5	FUEL FILTER WITH WATER SEPARATOR	S	S	S	S	S	S

STANDARD EQUIPMENT

2017 SPRINTER | STANDARD EQUIPMENT 2500 CREW VAN



144" 4C	144" 6C	144" 4X4	170" 4C	170" 6C	170" 4X4
M2CV44	M2CV46	M2CV4X	M2CV74	M2CV76	M2CV7X
F2CV44	F2CV46	F2CV4X	F2CV74	F2CV76	F2CV7X
906.633	906.633	906.633	906.635	906.635	906.635

STANDARD EQUIPMENT	Code	Description	144" 4C	144" 6C	144" 4X4	170" 4C	170" 6C	170" 4X4
	K60	EXHAUST STRAIGHT TO REAR	S	S	S	S	S	S
	LB5	THIRD BRAKE LIGHT	S	S	S	S	S	S
	LG6	DAYTIME DRIVING LIGHTS	S	S	S	S	S	S
	L94	PARKING LIGHTS DELETION	S	S	S	S	S	S
	P47	FRONT MUD FLAPS	S	S	S	S	S	S
	P48	REAR MUD FLAPS	S	S	S	S	S	S
	Q67	TOW HOOK REAR	S	S	S	S	S	S
	RH0	TIRES BRAND, KUMHO	S	S	-	S	S	-
	RH8	TIRES LT 245/75 R16	S	S	S	S	S	S
	RF1	TIRES, CONTINENTAL VANCOFOURSEASON (M+S)	-	-	S	-	-	S
	RM0	ALL-SEASON TIRES	S	S	S	S	S	S
	RM9	SPECIALY REQUESTED TIRES	S	S	S	S	S	S
	RS3	6.5 J X 16 STEEL WHEELS	S	S	S	S	S	S
	RY2	TIRE PRESSURE MONITORING LAMP	S	S	S	S	S	S
R65	SPARE WHEEL BRACKET BELOW FRAME	S	S	S	S	S	S	

CLICK ON CODES BELOW TO GO TO FULL DESCRIPTION.

2017 SPRINTER | STANDARD EQUIPMENT 2500 CREW VAN

144" 4C	144" 6C	144" 4X4	170" 4C	170" 6C	170" 4X4
M2CV44	M2CV46	M2CV4X	M2CV74	M2CV76	M2CV7X
F2CV44	F2CV46	F2CV4X	F2CV74	F2CV76	F2CV7X
906.633	906.633	906.633	906.635	906.635	906.635

STANDARD EQUIPMENT		144" 4C	144" 6C	144" 4X4	170" 4C	170" 6C	170" 4X4
R87	SPARE WHEEL	S	S	S	S	S	S
SA5	AIRBAG, DRIVER FRONT	S	S	S	S	S	S
SA6	FRONT AIRBAG, PASSENGER	S	S	S	S	S	S
SH7	AIRBAG, DRIVER/PASSENGER THORAX	S	S	S	S	S	S
SH9	AIRBAG, DRIVER/PASSENGER WINDOW	S	S	S	S	S	S
SD0	ISOFIX CHILD SEAT	S	S	S	S	S	S
S04	ADJUSTABLE FRONT PASSENGER SEAT	S	S	S	S	S	S
S22	ARMREST FOR DRIVER'S SEAT	S	S	S	S	S	S
S25	ARMREST FOR FRONT PASSENGER SEAT	S	S	S	S	S	S
T09	SLIDING DOOR EXTENDED TRACK	S	S	S	S	S	S
T16	SLIDING DOOR, PASSENGER SIDE	S	S	S	S	S	S
U62	REAR SEATS FIRST ROW, 3 SEATS, NARROW	S	S	S	S	S	S
U74	ARMREST, REAR SEAT LEFT	S	S	S	S	S	S
U75	ARMREST, REAR SEAT RIGHT	S	S	S	S	S	S
VA1	SIDEWALL PANELING, PVC, WAIST HIGH	S	S	S	S	S	S
VA3	SIDEWALL PANELING, HARDBOARD	S	S	S	S	S	S
VA7	STORAGE COMPARTMENT WITH NET IN REAR DOORS	S	S	S	S	S	S
VC5	PROTECTIVE STRIP, ENTRANCE	S	S	S	S	S	S
V36	ROOF TRIM	S	S	S	S	S	S
V40	FLOOR ANCHORS FOR REAR SEAT BENCH	S	S	S	S	S	S
V43	WOOD FLOOR WITH 6 D-RINGS	S	S	S	S	S	S
V46	REAR COMPARTMENT FLOOR COVERING, RUBBER	S	S	S	S	S	S
V85	CIGARETTE LIGHTER & ASH CUP, FRONT	S	S	S	S	S	S
W16	2ND ROW, FIXED WINDOW, DRIVER SIDE	S	S	S	S	S	S
W17	FIXED WINDOW, RIGHT SIDE FRONT	S	S	S	S	S	S
W54	REAR DOORS, OPENING 270 DEGREES	S	S	S	S	S	S
W61	WINDOWS IN TAILGATE/REAR DOORS	S	S	S	S	S	S
W70	BLACK TINTING (80%) FOR REAR WINDOWS	S	S	S	S	S	S
XL8	GVWR 8,550 LBS	S	S	S	S	S	S
Y43	JACK, HYDRAULIC	S	S	S	S	S	S

2017 SPRINTER | OPTIONAL EQUIPMENT 2500 CREW VAN



	144" 4C	144" 6C	144" 4X4	170" 4C	170" 6C	170" 4X4
	M2CV44	M2CV46	M2CV4X	M2CV74	M2CV76	M2CV7X
	F2CV44	F2CV46	F2CV4X	F2CV74	F2CV76	F2CV7X
	906.633	906.633	906.633	906.635	906.635	906.635

OPTIONAL EQUIPMENT	DESCRIPTION	144" 4C	144" 6C	144" 4X4	170" 4C	170" 6C	170" 4X4
AR3	AXLE RATIO 4.18	\$0	\$0	-	\$0	\$0	-
AP2	ADDITIONAL BAR FOR DRIVESHAFT AND EXHAUST EXTENSION	\$62	\$62	\$62	\$62	\$62	\$62
C72	BUMPERS FRONT/REAR PRIMED	\$333	\$333	\$333	\$333	\$333	\$333
CF4	SUSPENSION WITH HEAVY-DUTY FRONT/REAR STABILIZER	\$135	\$135	-	\$135	\$135	-
CL3	LEATHER STEERING WHEEL (MB ONLY)	\$170	\$170	\$170	\$170	\$170	\$170
CM0	PAINTED METALLIC FRONT & REAR BUMPER ⁷	\$625	\$625	\$625	\$625	\$625	\$625
CM9	PRIMED SIDE MOLDINGS	\$333	\$333	\$333	\$333	\$333	\$333
CT1	REAR SPRING VIBRATION ABSORBERS	\$127	\$127	\$127	\$127	\$127	\$127
D03	HIGH ROOF	\$2,500	\$2,500	\$2,500	S	S	S
D13	MOUNTING RAILS FOR ROOF RACK	\$274	\$274	\$274	\$274	\$274	\$274
E40	TRAILER HITCH PREP. WIRING ^{6,8}	\$127	\$127	\$127	\$127	\$127	\$127
E46	12 V POWER OUTLET, DRIVER SEAT BASE	\$84	\$84	\$84	\$84	\$84	\$84
E1N	BECKER [®] MAP PILOT	\$624	\$624	\$624	\$624	\$624	\$624
ED5	PARAMETRIC SPECIAL MODULE (PSM)	\$290	\$290	\$290	\$290	\$290	\$290
EN6	AUDIO 10	-\$157	-\$157	-\$157	-\$157	-\$157	-\$157
ER0	PRE-INSTALLATION FOR RADIO	-\$369	-\$369	-\$369	-\$369	-\$369	-\$369
ES2	12 V POWER OUTLET, REAR COMPARTMENT	\$84	\$84	\$84	\$84	\$84	\$84
EV6	PRE-INSTALLATION BECKER [®] MAP PILOT NAVIGATION SYSTEM	\$307	\$307	\$307	\$307	\$307	\$307

2017 SPRINTER | OPTIONAL EQUIPMENT 2500 CREW VAN

144" 4C	144" 6C	144" 4X4	170" 4C	170" 6C	170" 4X4
M2CV44	M2CV46	M2CV4X	M2CV74	M2CV76	M2CV7X
F2CV44	F2CV46	F2CV4X	F2CV74	F2CV76	F2CV7X
906.633	906.633	906.633	906.635	906.635	906.635

OPTIONAL EQUIPMENT		144" 4C	144" 6C	144" 4X4	170" 4C	170" 6C	170" 4X4
EZ8	PARKTRONIC SYSTEM (PTS)	\$980	\$980	\$980	\$980	\$980	\$980
F46	HEADLAMP WASHING SYSTEM	\$265	\$265	\$265	\$265	\$265	\$265
F49	ELECTRICALLY HEATED WINDSHIELD	\$440	\$440	\$440	\$440	\$440	\$440
F68	HEATED AND ELECTRICALLY ADJUSTABLE EXTERIOR MIRRORS	\$264	\$264	\$264	\$264	\$264	\$264
FF8	OVERHEAD STORAGE SLOT, FRONT CENTER	\$96	\$96	\$96	\$96	\$96	\$96
FJ1	HINGED LID FOR STORAGE COMPARTMENT	\$85	\$85	\$85	\$85	\$85	\$85
FK3	CHROME-TRIMMED RADIATOR GRILLE (MERCEDES-BENZ ONLY)	\$243	\$243	\$243	\$243	\$243	\$243
FR7	PRE-WIRING, REAR VIEW CAMERA	\$79	\$79	\$79	\$79	\$79	\$79
FR8	REAR VIEW CAMERA	\$677	\$677	\$677	\$677	\$677	\$677
FY1	SECURITY ALARM WITH INTERIOR MOTION SENSOR	\$619	\$619	\$619	\$619	\$619	\$619
FY7	OPTIONAL THREE-BUTTON KEYS	\$33	\$33	\$33	\$33	\$33	\$33
FZ9	KEYS, TWO ADDITIONAL MASTERS	\$111	\$111	\$111	\$111	\$111	\$111
H01	HEAT INSULATION, REAR COMPARTMENT	\$143	\$143	\$143	\$143	\$143	\$143
H04	HEAT INSULATION, FRONT COMPARTMENT	\$170	\$170	\$170	\$170	\$170	\$170
H12	FUEL-FIRED PRE-HEATER/BOOSTER (17,000 BTU)	\$1,021	\$1,021	\$1,021	\$1,021	\$1,021	\$1,021
H15	HEATED FRONT PASSENGER SEAT	\$260	\$260	\$260	\$260	\$260	\$260
H16	HEATED DRIVER'S SEAT	\$260	\$260	\$260	\$260	\$260	\$260
H21	WINDSHIELD WITH FILTER BAND	\$54	\$54	\$54	\$54	\$54	\$54
H88	REAR HEATER PREP	\$370	\$370	\$370	\$370	\$370	\$370
HY1	REMOTE CONTROL FOR AUXILIARY HEATER	\$348	\$348	\$348	\$348	\$348	\$348
HZ9	FUEL-FIRED HEATER BOOSTER (17,000 BTU)	\$618	\$618	\$618	\$618	\$618	\$618
J78	SEALING OF SPEEDOMETER DRIVE	\$66	\$66	\$66	\$66	\$66	\$66
JA5	LIGHT AND RAIN SENSOR	\$265	\$265	\$265	\$265	\$265	\$265
JW0	BACKUP ALARM	\$91	\$91	\$91	\$91	\$91	\$91
K52	DEF FLUID FILLER CAP - LOCKABLE	\$24	\$24	\$24	\$24	\$24	\$24
L16	FOG LAMPS	\$222	\$222	\$222	\$222	\$222	\$222
LB9	ILLUMINATED FRONT EXITS	\$138	\$138	\$138	\$138	\$138	\$138
LD0	OVERHEAD CONTROL PANEL WITH TWO READING LIGHTS	\$127	\$127	\$127	\$127	\$127	\$127
M20	SPEED LIMITATION 65 MPH	\$55	\$55	\$55	\$55	\$55	\$55
M53	HIGH IDLE PRESET	\$381	\$381	\$381	\$381	\$381	\$381
M60	GENERATOR 14 V/250 A (4CE ONLY) ¹²	\$0	-	-	\$0	-	-
MD3	SPEED LIMITATION 75 MPH	\$55	\$55	\$55	\$55	\$55	\$55
MH8	SULEV EMISSIONS	\$600	-	-	\$600	-	-
MS1	CRUISE CONTROL	\$374	\$374	\$374	\$374	\$374	\$374
MT4	HIGH IDLE - DRIVER ADJUSTABLE	\$414	\$414	\$414	\$414	\$414	\$414
N62	FRONT ENGINE BRACKET FOR ADDITIONAL ALTERNATOR	\$427	\$427	\$427	\$427	\$427	\$427
N63	FRONT ENGINE BRACKET FOR AUXILIARY A/C COMPRESSOR	\$427	\$427	\$427	\$427	\$427	\$427
R91	SPARE WHEEL DELETION ¹⁴	-\$105	-\$105	-\$105	-\$105	-\$105	-\$105
R92	SPARE TIRE CARRIER DELETION	\$0	\$0	\$0	\$0	\$0	\$0
R98	RIMS PAINTED JET BLACK	\$74	\$74	\$74	\$74	\$74	\$74
RF1	TIRES, CONTINENTAL VANCO FOURSEASON (M+S)	\$127	\$127	S	\$127	\$127	S

¹² M60 is required for H08/HH0. ¹⁴ R91 requires R92.

2017 SPRINTER | OPTIONAL EQUIPMENT 2500 CREW VAN



144" 4C	144" 6C	144" 4X4	170" 4C	170" 6C	170" 4X4
M2CV44	M2CV46	M2CV4X	M2CV74	M2CV76	M2CV7X
F2CV44	F2CV46	F2CV4X	F2CV74	F2CV76	F2CV7X
906.633	906.633	906.633	906.635	906.635	906.635

OPTIONAL EQUIPMENT		144" 4C	144" 6C	144" 4X4	170" 4C	170" 6C	170" 4X4
RL5	LIGHT-ALLOY WHEELS 6.5 J X 16	\$829	\$829	\$829	\$829	\$829	\$829
RM1	M+S WINTER TIRES	\$127	\$127	-	\$127	\$127	-
RM2	RIMS PAINTED ARCTIC WHITE	\$74	\$74	\$74	\$74	\$74	\$74
S62	SEAT BELTS ORANGE, DRIVER AND FRONT PASSENGER	\$29	\$29	\$29	\$29	\$29	\$29
SB1	COMFORT DRIVER'S SEAT	\$217	\$217	\$217	\$217	\$217	\$217
SB2	COMFORT PASSENGER SEAT	\$217	\$217	\$217	\$217	\$217	\$217
SZ7	STORAGE NET, DRIVER SEAT BACKREST	\$59	\$59	\$59	\$59	\$59	\$59
SZ8	STORAGE NET, PASSENGER SEAT BACKREST	\$59	\$59	\$59	\$59	\$59	\$59
T12	SLIDING DOOR TWO-STAGE OPENING	\$75	\$75	\$75	\$75	\$75	\$75
T57	ELECTRIC SLIDING STEP ¹⁵	\$979	\$979	\$979	\$979	\$979	\$979
T75	DOOR-MOUNTED ASSIST HANDLES, DRIVER AND PASSENGER	\$54	\$54	S	\$54	\$54	S
T85	ASSIST HANDLE, LEFT REAR DOOR	\$29	\$29	\$29	\$29	\$29	\$29
T86	ASSIST HANDLE, RIGHT REAR DOOR	\$29	\$29	\$29	\$29	\$29	\$29
W73	BUMPER STEP, REAR, GRAY	\$170	\$170	\$170	\$170	\$170	\$170
W76	BUMPER STEP, REAR, SPRING-LOADED	\$550	\$550	-	\$550	\$550	-
W78	WINDOWS REAR DOORS WITH WASHERS/WIPERS	\$391	\$391	\$391	\$391	\$391	\$391
X90	DELETION OF SPRINTER BADGE, REAR DOOR	\$0	\$0	\$0	\$0	\$0	\$0
X93	DELETION OF BLUETEC [®] BADGE, REAR DOOR	\$0	\$0	\$0	\$0	\$0	\$0
XW6	FRONT LICENSE PLATE DELETION	\$0	\$0	\$0	\$0	\$0	\$0
Y10	FIRST AID KIT	\$24	\$24	\$24	\$24	\$24	\$24
Y45	EMERGENCY FLASHLIGHT	\$24	\$24	\$24	\$24	\$24	\$24
YK3	CARGO STRAPS, D-RINGS	\$74	\$74	\$74	\$74	\$74	\$74
ZH4	DOWNHILL SPEED REGULATION FOR 4X4	-	-	\$53	-	-	\$53

15 T57 requires ED5.

2017 SPRINTER | PACKAGES 2500 CREW VAN

144" 4C	144" 6C	144" 4X4	170" 4C	170" 6C	170" 4X4
M2CV44	M2CV46	M2CV4X	M2CV74	M2CV76	M2CV7X
F2CV44	F2CV46	F2CV4X	F2CV74	F2CV76	F2CV7X
906.633	906.633	906.633	906.635	906.635	906.635

C01	DRIVER COMFORT PACKAGE	\$570	\$570	\$570	\$570	\$570	\$570
E46	12 V OUTLET AT DRIVER SEAT BASE	X	X	X	X	X	X
FJ1	HINGED LID FOR STORAGE COMPARTMENT	X	X	X	X	X	X
FZ9	TWO ADDITIONAL MASTER KEYS	X	X	X	X	X	X
SB1	COMFORT SEAT, DRIVER	X	X	X	X	X	X
SB2	COMFORT SEAT, PASSENGER	X	X	X	X	X	X




144" 4C	144" 6C	144" 4X4	170" 4C	170" 6C	170" 4X4
M2CV44	M2CV46	M2CV4X	M2CV74	M2CV76	M2CV7X
F2CV44	F2CV46	F2CV4X	F2CV74	F2CV76	F2CV7X
906.633	906.633	906.633	906.635	906.635	906.635

C02	DRIVER EFFICIENCY PACKAGE	\$1,520	\$1,520	\$1,520	\$1,520	\$1,520	\$1,520
E1N	BECKER® MAP PILOT NAVIGATION SYSTEM	X	X	X	X	X	X
FR8	REAR VIEW CAMERA	X	X	X	X	X	X
L16	FOG LAMPS	X	X	X	X	X	X
MS1	CRUISE CONTROL	X	X	X	X	X	X



144" 4C	144" 6C	144" 4X4	170" 4C	170" 6C	170" 4X4
M2CV44	M2CV46	M2CV4X	M2CV74	M2CV76	M2CV7X
F2CV44	F2CV46	F2CV4X	F2CV74	F2CV76	F2CV7X
906.633	906.633	906.633	906.635	906.635	906.635

C03	ACTIVE SAFETY PLUS PACKAGE	\$1,885	\$1,885	\$1,885	\$1,885	\$1,885	\$1,885
CL4	MULTIFUNCTION STEERING WHEEL WITH TRIP COMPUTER	X	X	X	X	X	X
JA5	LIGHT AND RAIN SENSOR	X	X	X	X	X	X
JP2	DRIVING ASSISTANCE PACKAGE	X	X	X	X	X	X
JA7	BLIND SPOT ASSIST	X	X	X	X	X	X
JA6	COLLISION PREVENTION ASSIST	X	X	X	X	X	X
JW5	LANE KEEPING ASSIST	X	X	X	X	X	X
LA1	HIGHBEAM ASSIST	X	X	X	X	X	X
JK3	4.2" PIXEL MATRIX DISPLAY W/CHROME DIALS	X	X	X	X	X	X
F68	HEATED AND ELECTRICALLY ADJUSTABLE MIRRORS	X	X	X	X	X	X
H21	WINDSHIELD WITH FILTER BAND	X	X	X	X	X	X
LD0	OVERHEAD CONTROL PANEL WITH TWO READING LIGHTS	X	X	X	X	X	X
Y10	FIRST AID KIT	X	X	X	X	X	X
Y45	EMERGENCY FLASHLIGHT	X	X	X	X	X	X



2017 SPRINTER | PACKAGES 2500 CREW VAN


		144" 4C	144" 6C	144" 4X4	170" 4C	170" 6C	170" 4X4
		M2CV44	M2CV46	M2CV4X	M2CV74	M2CV76	M2CV7X
		F2CV44	F2CV46	F2CV4X	F2CV74	F2CV76	F2CV7X
		906.633	906.633	906.633	906.635	906.635	906.635
C04	ACTIVE SAFETY PLUS PACKAGE WITH PARKTRONIC	\$2,680	\$2,680	\$2,680	\$2,680	\$2,680	\$2,680
CL4	MULTIFUNCTION STEERING WHEEL W/TRIP COMPUTER	X	X	X	X	X	X
EZ8	PARKTRONIC	X	X	X	X	X	X
JA5	LIGHT AND RAIN SENSOR	X	X	X	X	X	X
JA7	BLIND SPOT ASSIST	X	X	X	X	X	X
JA6	COLLISION PREVENTION ASSIST	X	X	X	X	X	X
JW5	LANE KEEPING ASSIST	X	X	X	X	X	X
LA1	HIGHBEAM ASSIST	X	X	X	X	X	X
JK3	4.2" PIXEL MATRIX DISPLAY W/CHROME DIALS	X	X	X	X	X	X
F68	HEATED AND ELECTRICALLY ADJUSTABLE MIRRORS	X	X	X	X	X	X
H21	WINDSHIELD WITH FILTER BAND	X	X	X	X	X	X
LD0	OVERHEAD CONTROL PANEL WITH TWO READING LIGHTS	X	X	X	X	X	X
Y10	FIRST AID KIT	X	X	X	X	X	X
Y45	EMERGENCY FLASHLIGHT	X	X	X	X	X	X



		144" 4C	144" 6C	144" 4X4	170" 4C	170" 6C	170" 4X4
		M2CV44	M2CV46	M2CV4X	M2CV74	M2CV76	M2CV7X
		F2CV44	F2CV46	F2CV4X	F2CV74	F2CV76	F2CV7X
		906.633	906.633	906.633	906.635	906.635	906.635
C05	PREMIUM APPEARANCE PACKAGE	\$1,430	\$1,430	\$1,430	\$1,430	\$1,430	\$1,430
F46	HEADLAMP CLEANING SYSTEM	X	X	X	X	X	X
LG0	BI-XENON HEADLAMPS	X	X	X	X	X	X
RL5	LIGHT-ALLOY WHEELS	X	X	X	X	X	X



		144" 4C	144" 6C	144" 4X4	170" 4C	170" 6C	170" 4X4
		M2CV44	M2CV46	M2CV4X	M2CV74	M2CV76	M2CV7X
		F2CV44	F2CV46	F2CV4X	F2CV74	F2CV76	F2CV7X
		906.633	906.633	906.633	906.635	906.635	906.635
X04	MULTIFUNCTION WHEEL/DISPLAY PACKAGE	\$345	\$345	\$345	\$345	\$345	\$345
CL4	MULTIFUNCTION STEERING WHEEL	X	X	X	X	X	X
JK3	4.2" PIXEL MATRIX DISPLAY W/CHROME DIALS	X	X	X	X	X	X



		144" 4C	144" 6C	144" 4X4	170" 4C	170" 6C	170" 4X4
		M2CV44	M2CV46	M2CV4X	M2CV74	M2CV76	M2CV7X
		F2CV44	F2CV46	F2CV4X	F2CV74	F2CV76	F2CV7X
		906.633	906.633	906.633	906.635	906.635	906.635
X06	HIGH-IDLE FIXED PACKAGE	\$635	\$635	\$635	\$635	\$635	\$635
ED5	PARAMETRIC SPECIAL MODULE (PSM)	X	X	X	X	X	X
M53	HIGH-IDLE PRESET	X	X	X	X	X	X



2017 SPRINTER | PACKAGES 2500 CREW VAN

		144" 4C	144" 6C	144" 4X4	170" 4C	170" 6C	170" 4X4
		M2CV44	M2CV46	M2CV4X	M2CV74	M2CV76	M2CV7X
		F2CV44	F2CV46	F2CV4X	F2CV74	F2CV76	F2CV7X
		906.633	906.633	906.633	906.635	906.635	906.635
X13	LIGHTING PACKAGE	\$950	\$950	\$950	\$950	\$950	\$950
LG0	BI-XENON HEADLAMPS U.S.	X	X	X	X	X	X
F46	HEADLAMP WASHING SYSTEM	X	X	X	X	X	X



		144" 4C	144" 6C	144" 4X4	170" 4C	170" 6C	170" 4X4
		M2CV44	M2CV46	M2CV4X	M2CV74	M2CV76	M2CV7X
		F2CV44	F2CV46	F2CV4X	F2CV74	F2CV76	F2CV7X
		906.633	906.633	906.633	906.635	906.635	906.635
X22	TRAILER HITCH PACKAGE	\$370	\$370	\$370	\$370	\$370	\$370
E40	TRAILER HITCH PREP. WIRING	X	X	X	X	X	X
Q24	TRAILER HITCH, 5,000 LBS	X	X	X	X	X	X



		144" 4C	144" 6C	144" 4X4	170" 4C	170" 6C	170" 4X4
		M2CV44	M2CV46	M2CV4X	M2CV74	M2CV76	M2CV7X
		F2CV44	F2CV46	F2CV4X	F2CV74	F2CV76	F2CV7X
		906.633	906.633	906.633	906.635	906.635	906.635
X27	ADDITIONAL BATTERY PACKAGE	\$380	\$380	\$380	\$380	\$380	\$380
E28	ADDITIONAL BATTERY FOR RETROFIT	X	X	X	X	X	X
E36	CUTOFF RELAY FOR ADDITIONAL BATTERY	X	X	X	X	X	X



2017 SPRINTER | FLEET PACKAGES 2500 CREW VAN


ATTENTION: FLEET PACKAGES ARE INTENDED FOR SPECIFIC USE-CASE AND NORMALLY RESERVED FOR FLEETS AND UPFITTERS. PLEASE UNDERSTAND PACKAGES BEFORE ORDERING.

		144" 4C	144" 6C	144" 4X4	170" 4C	170" 6C	170" 4X4
		M2CV44	M2CV46	M2CV4X	M2CV74	M2CV76	M2CV7X
		F2CV44	F2CV46	F2CV4X	F2CV74	F2CV76	F2CV7X
		906.633	906.633	906.633	906.635	906.635	906.635
F04	WIDE-STEP BUMPER PACKAGE	\$285	\$285	-	\$285	\$285	-
R91	SPARE WHEEL DELETION	X	X	-	X	X	-
R92	SPARE TIRE CARRIER DELETION	X	X	-	X	X	-
W75	STEP, WIDE, AT REAR END	X	X	-	X	X	-

		144" 4C	144" 6C	144" 4X4	170" 4C	170" 6C	170" 4X4
		M2CV44	M2CV46	M2CV4X	M2CV74	M2CV76	M2CV7X
		F2CV44	F2CV46	F2CV4X	F2CV74	F2CV76	F2CV7X
		906.633	906.633	906.633	906.635	906.635	906.635
X07	HIGH-IDLE VARIABLE PACKAGE	\$665	\$665	\$665	\$665	\$665	\$665
ED5	PARAMETRIC SPECIAL MODULE (PSM)	X	X	X	X	X	X
MT4	HIGH-IDLE - DRIVER ADJUSTABLE	X	X	X	X	X	X



		144" 4C	144" 6C	144" 4X4	170" 4C	170" 6C	170" 4X4
		M2CV44	M2CV46	M2CV4X	M2CV74	M2CV76	M2CV7X
		F2CV44	F2CV46	F2CV4X	F2CV74	F2CV76	F2CV7X
		906.633	906.633	906.633	906.635	906.635	906.635
X11	HIGH-PERFORMANCE AIR CONDITIONING PACKAGE	\$3,785	\$3,785	\$3,785	\$3,785	\$3,785	\$3,785
ED4	AGM BATTERY 12 V 95 AH 850 A	S	X	X	S	X	X
HH0	AIR CONDITIONING SYSTEM PRE-INSTALLATION	-	-	-	-	-	-
H08	AIR CONDITIONING REAR, ROOF-MOUNTED	X	X	X	X	X	X
HH5	PARTS KIT, A/C SYSTEM	-	-	-	-	-	-



2017 SPRINTER | STANDARD EQUIPMENT 2500 PASSENGER VAN



	144" 4C	144" 6C	144" 4X4	170" 4C	170" 6C
	M2PV44	M2PV46	M2PV4X	M2PV74	M2PV76
	F2PV44	F2PV46	F2PV4X	F2PV74	F2PV76
	906.733	906.733	906.733	906.735	906.735

ENGINE						
4-CYL ENGINE/7-SPEED TRANSMISSION		S	-	-	S	-
CL9	ECO POWER STEERING PUMP	S	-	-	S	-
G42	7G-TRONIC TRANSMISSION, 7-SPEED	S	-	-	S	-
KA8	PARTICLE SENSOR	S	-	-	S	-
KP1	FUEL PUMP, ELECTRIC	S	-	-	S	-
MG3	ENGINE 2.1 L 4-CYLINDER TURBO DIESEL	S	-	-	S	-
MH5	EMISSIONS EPA 14/CARB	S	-	-	S	-
M60	GENERATOR 14 V/250 A	S	-	-	S	-
M47	ALTERNATOR MANAGEMENT	S	-	-	S	-
N81	REFRIGERANT COMPRESSOR (KMV)	S	-	-	S	-
6-CYL ENGINE/5-SPEED TRANSMISSION		-	S	S	-	S
G40	5-SPEED AUTOMATIC TRANSMISSION	-	S	S	-	S
MH7	EMISSIONS EPA 16/CARB	-	S	S	-	S
MG5	ENGINE 3.0 L V6 TURBO DIESEL	-	S	S	-	S
M46	ALTERNATOR 14 V/220 A	-	S	S	-	S
4X4 SYSTEM		-	-	+\$7,495	-	-
T75	DOOR-MOUNTED ASSIST HANDLES, DRIVER AND PASSENGER	-	-	S	-	-
ZG3	4X4 - HIGH RANGE T-CASE W/LOW GEAR	-	-	S	-	-

STANDARD EQUIPMENT

2017 SPRINTER | STANDARD EQUIPMENT 2500 PASSENGER VAN

144" 4C	144" 6C	144" 4X4	170" 4C	170" 6C
M2PV44	M2PV46	M2PV4X	M2PV74	M2PV76
F2PV44	F2PV46	F2PV4X	F2PV74	F2PV76
906.733	906.733	906.733	906.735	906.735

EQUIPMENT

EQUIPMENT		144" 4C	144" 6C	144" 4X4	170" 4C	170" 6C	
STANDARD EQUIPMENT	AP2	ADDITIONAL BAR FOR DRIVESHAFT AND EXHAUST EXTENSION	S	S	S	S	
	AR2	AXLE RATIO 3.92	S	S	S	S	
	BB9	ELECTRONIC STABILITY PROGRAM (ESP9I)	S	S	S	S	
	CF4	SUSPENSION WITH HEAVY-DUTY FRONT/REAR STABILIZERS	S	S	-	S	S
	CL1	ADJUSTABLE STEERING WHEEL (ANGLE) WITH STANDARD SHIFT PADDLES	S	S	S	S	S
	CT1	REAR SPRING VIBRATION DAMPER	S	S	S	S	S
	C39	REAR SPRING, COMFORT, FOR 8,550 LBS	S	S	-	S	S
	C42	STABILIZER, REAR AXLE, UNDER FRAME	S	S	S	S	S
	C45	STABILIZER, REINFORCED AT FRONT AXLE	S	S	S	S	S
	D03	HIGH ROOF	O	O	O	S	S
	ED4	AGM BATTERY 12 V 95 AH 850 A	S	S	S	S	S
	ED8	PRE-INSTALLATION PSM (PARAMETRIC SPECIAL MODULE)	S	S	S	S	S
	EK1	BODY BUILDER CONNECTOR	S	S	S	S	S
	EL9	AUDIO SYSTEMS SPEAKERS, 5 FRONT, 8 REAR	S	S	S	S	S
	EN7	AUDIO 15 - AM/FM RADIO, USB, AUX, BLUETOOTH®, 5.8" SCREEN	S	S	S	S	S
	ES0	JUMP START TERMINAL	S	S	S	S	S
	ES2	12 V POWER OUTLET IN REAR COMPARTMENT	S	S	S	S	S
	E07	HILL-START ASSIST	S	S	S	S	S
	E30	STARTER BATTERY DISCONNECT	S	S	S	S	S
	FF0	COAT HOOKS	S	S	S	S	S
	FF3	CUP HOLDERS, TWO CENTER CONSOLE	S	S	S	S	S
	FF5	SHELF ABOVE WINDSHIELD	S	S	S	S	S
	FG8	CUP HOLDER FRONT	S	S	S	S	S
	FI1	REMOTE KEY (315 MHZ) W/CENTRAL LOCKING	S	S	S	S	S
	F61	INTERIOR REAR VIEW MIRROR	S	S	S	S	S
	F66	LOCKABLE GLOVE COMPARTMENT	S	S	S	S	S
	HH2	HEATER, AUXILIARY ELECTRIC HOT AIR	S	S	S	S	S
	HH9	AIR CONDITION, FRONT	S	S	S	S	S
	H00	WARM/COOL AIR DUCT TO REAR COMPARTMENT	S	S	S	S	S
	H01	HEAT INSULATION, REAR COMPARTMENT	S	S	S	S	S
H04	HEAT INSULATION, FRONT COMPARTMENT	S	S	S	S	S	
H08	AIR CONDITIONING REAR, ROOF-MOUNTED	S	S	S	S	S	
H20	HEAT-INSULATING GLASS	S	S	S	S	S	
H22	DEFROSTER REAR WINDOW	S	S	S	S	S	
JA8	CROSSWIND ASSIST	S	S	S	S	S	
J11	SPEEDOMETER, MILES/KM	S	S	S	S	S	
J58	SEAT BELT REMINDER, DRIVER	S	S	S	S	S	
J65	OUTSIDE TEMPERATURE GAUGE	S	S	S	S	S	
KB7	FUEL TANK, 24.5 GALLONS	S	S	S	S	S	
KL1	AUX FUEL SENDING UNIT W/FUEL TAP	S	S	S	S	S	
KL5	FUEL FILTER WITH WATER SEPARATOR	S	S	S	S	S	
K60	EXHAUST STRAIGHT TO REAR	S	S	S	S	S	

2017 SPRINTER | STANDARD EQUIPMENT 2500 PASSENGER VAN

144" 4C	144" 6C	144" 4X4	170" 4C	170" 6C
M2PV44	M2PV46	M2PV4X	M2PV74	M2PV76
F2PV44	F2PV46	F2PV4X	F2PV74	F2PV76
906.733	906.733	906.733	906.735	906.735

STANDARD EQUIPMENT		144" 4C	144" 6C	144" 4X4	170" 4C	170" 6C
LB5	THIRD BRAKE LIGHT	S	S	S	S	S
LB9	ILLUMINATED FRONT EXITS	S	S	S	S	S
LD4	CONVENIENCE LIGHTING IN LOAD/PASSENGER COMPARTMENTS	S	S	S	S	S
LG6	DAYTIME DRIVING LIGHTS	S	S	S	S	S
L94	PARKING LIGHTS DELETION	S	S	S	S	S
P47	FRONT MUD FLAPS	S	S	S	S	S
P48	REAR MUD FLAPS	S	S	S	S	S
Q67	TOW HOOK REAR	S	S	S	S	S
RF1	TIRES, CONTINENTAL VANCOFOURSEASON (M+S)	O	O	S	O	O
RH0	TIRE BRAND, KUMHO	S	S	-	S	S
RH8	TIRES LT 245/75 R16	S	S	S	S	S
RM0	ALL-SEASON TIRES	S	S	S	S	S
RM9	SPECIALY REQUESTED TIRES	S	S	S	S	S
RS3	6.5 J X 16 STEEL WHEELS	S	S	S	S	S
RY2	TIRE PRESSURE MONITORING LAMP	S	S	S	S	S
R65	SPARE WHEEL BRACKET BELOW FRAME	S	S	S	S	S
R87	SPARE WHEEL	S	S	S	S	S
SA5	AIRBAG, DRIVER FRONT	S	S	S	S	S
SA6	FRONT AIRBAG, PASSENGER	S	S	S	S	S
SH7	AIRBAG, DRIVER/PASSENGER THORAX	S	S	S	S	S
SH9	AIRBAG, DRIVER/PASSENGER WINDOW	S	S	S	S	S
SD0	ISOFIX CHILD SEAT	S	S	S	S	S
SZ7	STORAGE NET, DRIVER SEAT BACKREST	S	S	S	S	S
SZ8	STORAGE NET, PASSENGER SEAT BACKREST	S	S	S	S	S
S04	ADJUSTABLE FRONT PASSENGER SEAT	S	S	S	S	S
S22	ARMREST FOR DRIVER'S SEAT	S	S	S	S	S
S25	ARMREST FOR FRONT PASSENGER SEAT	S	S	S	S	S
T09	SLIDING DOOR EXTENDED TRACK	S	S	S	S	S
T16	SLIDING DOOR, PASSENGER SIDE	S	S	S	S	S
T74	ASSIST HANDLE, B-PILLAR	S	S	S	S	S
UC3	REAR SEATS SECOND ROW, 3 SEATS, NARROW	S	S	S	S	S
UD6	REAR SEATS THIRD ROW, 4 SEATS	S	S	S	S	S
U62	REAR SEATS FIRST ROW, 3 SEATS, NARROW	S	S	S	S	S

2017 SPRINTER | STANDARD EQUIPMENT 2500 PASSENGER VAN



	144" 4C	144" 6C	144" 4X4	170" 4C	170" 6C
	M2PV44	M2PV46	M2PV4X	M2PV74	M2PV76
	F2PV44	F2PV46	F2PV4X	F2PV74	F2PV76
	906.733	906.733	906.733	906.735	906.735

EQUIPMENT							
STANDARD EQUIPMENT	U74	SEAT ARMREST, REAR SEATS LEFT	S	S	S	S	S
	U75	SEAT ARMREST, REAR SEATS RIGHT	S	S	S	S	S
	VA7	STORAGE COMPARTMENT WITH NET IN REAR DOORS	S	S	S	S	S
	V21	LUXURY INTERIOR TRIM	S	S	S	S	S
	V31	WINDOW PILLAR TRIM	S	S	S	S	S
	V35	WHEEL HOUSE COVERING	S	S	S	S	S
	V36	ROOF TRIM	S	S	S	S	S
	V39	WEIGHT OPTIMIZED PLASTIC FLOOR	S	S	S	S	S
	V40	FLOOR ANCHORS FOR REAR SEAT BENCH	S	S	S	S	S
	V64	ASHTRAYS, REAR	S	S	S	S	S
	V85	CIGARETTE LIGHTER & ASH CUP, FRONT	S	S	S	S	S
	W02	PANEL VAN W/WINDOWS ALL-AROUND	S	S	S	S	S
	W17	2ND ROW, FIXED WINDOW, PASSENGER SIDE	S	S	S	S	S
	W22	FIXED WINDOW, CENTER LEFT	-	-	-	S	S
	W23	FIXED WINDOW, CENTER RIGHT	-	-	-	S	S
	W27	FIXED WINDOW, REAR LEFT	S	S	S	S	S
	W28	FIXED WINDOW, REAR RIGHT	S	S	S	S	S
	W33	FMVSS 217 EMERGENCY EXIT	S	S	S	S	S
	W54	REAR DOORS, OPENING 270 DEGREES	S	S	S	S	S
	W61	WINDOWS IN TAILGATE/REAR DOORS	S	S	S	S	S
	W70	BLACK TINTING (80%) FOR REAR WINDOWS	S	S	S	S	S
	XL8	GVWR 8,550 LBS	S	S	S	S	S
	Y43	JACK, HYDRAULIC	S	S	S	S	S

2017 SPRINTER | OPTIONAL EQUIPMENT 2500 PASSENGER VAN



	144" 4C	144" 6C	144" 4X4	170" 4C	170" 6C
	M2PV44	M2PV46	M2PV4X	M2PV74	M2PV76
	F2PV44	F2PV46	F2PV4X	F2PV74	F2PV76
	906.733	906.733	906.733	906.735	906.735

OPTIONAL EQUIPMENT		144" 4C	144" 6C	144" 4X4	170" 4C	170" 6C
AR3	AXLE RATIO 4.18	\$0	\$0	-	\$0	\$0
C72	BUMPERS FRONT/REAR PRIMED	\$333	\$333	\$333	\$333	\$333
CL3	LEATHER STEERING WHEEL (MB ONLY)	\$170	\$170	\$170	\$170	\$170
CM0	PAINTED METALLIC FRONT AND REAR BUMPER	\$625	\$625	\$625	\$625	\$625
CM9	PRIMED SIDE MOLDINGS	\$333	\$333	\$333	\$333	\$333
D03	HIGH ROOF	\$2,500	\$2,500	\$2,500	S	S
D13	MOUNTING RAILS FOR ROOF RACK	\$274	\$274	\$274	\$274	\$274
E40	TRAILER HITCH PREP WIRING ⁸	\$127	\$127	\$127	\$127	\$127
E46	12 V POWER OUTLET, DRIVER SEAT BASE	\$84	\$84	\$84	\$84	\$84
E1N	BECKER [®] MAP PILOT	\$624	\$624	\$624	\$624	\$624
ED5	PARAMETRIC SPECIAL MODULE (PSM)	\$290	\$290	\$290	\$290	\$290
EN6	AUDIO 10	-\$157	-\$157	-\$157	-\$157	-\$157
ER0	PRE-INSTALLATION FOR RADIO	-\$367	-\$367	-\$367	-\$367	-\$367
EV6	PRE-INSTALLATION BECKER [®] MAP PILOT NAVIGATION SYSTEM	\$307	\$307	\$307	\$307	\$307
EZ8	PARKTRONIC SYSTEM (PTS) ⁹	\$980	\$980	\$980	\$980	\$980
F46	HEADLAMP WASHING SYSTEM	\$265	\$265	\$265	\$265	\$265
F49	ELECTRICALLY HEATED WINDSHIELD	\$440	\$440	\$440	\$440	\$440
F68	HEATED AND ELECTRICALLY ADJUSTABLE EXTERIOR MIRRORS	\$264	\$264	\$264	\$264	\$264
FF8	OVERHEAD STORAGE SLOT, FRONT CENTER	\$96	\$96	\$96	\$96	\$96

⁸ E40 requires Mercedes-Benz Accessory Hitch. ⁹ EZ8 requires F68.

CLICK ON CODES BELOW TO GO TO FULL DESCRIPTION.

2017 SPRINTER | OPTIONAL EQUIPMENT 2500 PASSENGER VAN



	144" 4C	144" 6C	144" 4X4	170" 4C	170" 6C
	M2PV44	M2PV46	M2PV4X	M2PV74	M2PV76
	F2PV44	F2PV46	F2PV4X	F2PV74	F2PV76
	906.733	906.733	906.733	906.735	906.735

OPTIONAL EQUIPMENT	FJ1	HINGED LID FOR STORAGE COMPARTMENT	\$85	\$85	\$85	\$85	\$85
	FK3	CHROME-TRIMMED RADIATOR GRILLE (MERCEDES-BENZ ONLY)	\$243	\$243	\$243	\$243	\$243
	FR8	REAR VIEW CAMERA	\$677	\$677	\$677	\$677	\$677
	FY1	SECURITY ALARM WITH INTERIOR MOTION SENSOR	\$619	\$619	\$619	\$619	\$619
	FY7	OPTIONAL THREE-BUTTON KEYS	\$33	\$33	\$33	\$33	\$33
	FZ9	KEYS, TWO ADDITIONAL MASTERS	\$111	\$111	\$111	\$111	\$111
	H15	HEATED FRONT PASSENGER SEAT	\$260	\$260	\$260	\$260	\$260
	H16	HEATED DRIVER'S SEAT	\$260	\$260	\$260	\$260	\$260
	H21	WINDSHIELD WITH FILTER BAND	\$54	\$54	\$54	\$54	\$54
	J78	SEALING OF SPEEDOMETER DRIVE	\$66	\$66	\$66	\$66	\$66
	JA5	LIGHT AND RAIN SENSOR	\$265	\$265	\$265	\$265	\$265
	JW0	BACKUP ALARM	\$91	\$91	\$91	\$91	\$91
	K52	DEF FLUID FILLER CAP - LOCKABLE	\$24	\$24	\$24	\$24	\$24
	L16	FOG LAMPS	\$222	\$222	\$222	\$222	\$222
	LD0	OVERHEAD CONTROL PANEL WITH TWO READING LIGHTS	\$127	\$127	\$127	\$127	\$127
	M20	SPEED LIMITATION 65 MPH	\$55	\$55	\$55	\$55	\$55
	M53	HIGH-IDLE PRESET	\$381	\$381	\$381	\$381	\$381
	MD3	SPEED LIMITATION 75 MPH	\$55	\$55	\$55	\$55	\$55
	MH8	SULEV EMISSIONS	\$600	-	-	\$600	-
	MS1	CRUISE CONTROL	\$374	\$374	\$374	\$374	\$374
	MT4	HIGH IDLE - DRIVER ADJUSTABLE	\$414	\$414	\$414	\$414	\$414
	R98	RIMS PAINTED JET BLACK	\$74	\$74	\$74	\$74	\$74
	RF1	TIRES, CONTINENTAL VANCOFOURSEASON (M+S)	\$127	\$127	S	\$127	\$127
	RL5	LIGHT-ALLOY WHEELS 6.5 J X 16	\$829	\$829	\$829	\$829	\$829
	RM1	M+S WINTER TIRES	\$127	\$127	-	\$127	\$127
RM2	RIMS PAINTED ARCTIC WHITE	\$74	\$74	\$74	\$74	\$74	
S62	SEAT BELTS ORANGE, DRIVER AND FRONT PASS.	\$29	\$29	\$29	\$29	\$29	
SB1	COMFORT DRIVER'S SEAT	\$217	\$217	\$217	\$217	\$217	
SB2	COMFORT PASSENGER SEAT	\$217	\$217	\$217	\$217	\$217	
T12	SLIDING DOOR TWO-STAGE OPENING	\$75	\$75	\$75	\$75	\$75	

CLICK ON CODES BELOW TO GO TO FULL DESCRIPTION.

2017 SPRINTER | OPTIONAL EQUIPMENT 2500 PASSENGER VAN



144" 4C	144" 6C	144" 4X4	170" 4C	170" 6C
M2PV44	M2PV46	M2PV4X	M2PV74	M2PV76
F2PV44	F2PV46	F2PV4X	F2PV74	F2PV76
906.733	906.733	906.733	906.735	906.735

OPTIONAL EQUIPMENT		144" 4C	144" 6C	144" 4X4	170" 4C	170" 6C
T57	ELECTRIC SLIDING STEP ¹⁵	\$979	\$979	\$979	\$979	\$979
T75	DOOR-MOUNTED ASSIST HANDLES, DRIVER AND PASSENGER	\$54	\$54	S	\$54	\$54
T85	ASSIST HANDLE, LEFT REAR DOOR	\$29	\$29	\$29	\$29	\$29
T86	ASSIST HANDLE, RIGHT REAR DOOR	\$29	\$29	\$29	\$29	\$29
W73	BUMPER STEP, REAR, GRAY	\$170	\$170	\$170	\$170	\$170
W78	HEATED REAR WINDOW(S) W/ WASHERS/WIPERS	\$391	\$391	\$391	\$391	\$391
X90	DELETION OF SPRINTER BADGE, REAR DOOR	\$0	\$0	\$0	\$0	\$0
X93	DELETION OF "MODEL" BADGE, REAR DOOR	\$0	\$0	\$0	\$0	\$0
XW6	FRONT LICENSE PLATE DELETION	\$0	\$0	\$0	\$0	\$0
Y10	FIRST AID KIT	\$24	\$24	\$24	\$24	\$24
Y45	EMERGENCY FLASHLIGHT	\$24	\$24	\$24	\$24	\$24
ZH4	DOWNHILL SPEED REGULATION FOR 4X4	-	-	\$53	-	-

2017 SPRINTER | PACKAGES 2500 PASSENGER VAN


		144" 4C	144" 6C	144" 4X4	170" 4C	170" 6C
		M2PV44	M2PV46	M2PV4X	M2PV74	M2PV76
		F2PV44	F2PV46	F2PV4X	F2PV74	F2PV76
		906.733	906.733	906.733	906.735	906.735
C01	DRIVER COMFORT PACKAGE	\$570	\$570	\$570	\$570	\$570
E46	12 V OUTLET AT DRIVER SEAT BASE	X	X	X	X	X
FJ1	HINGED LID FOR STORAGE COMPARTMENT	X	X	X	X	X
FZ9	TWO ADDITIONAL MASTER KEYS	X	X	X	X	X
SB1	COMFORT SEAT, DRIVER	X	X	X	X	X
SB2	COMFORT SEAT, PASSENGER	X	X	X	X	X



		144" 4C	144" 6C	144" 4X4	170" 4C	170" 6C
		M2PV44	M2PV46	M2PV4X	M2PV74	M2PV76
		F2PV44	F2PV46	F2PV4X	F2PV74	F2PV76
		906.733	906.733	906.733	906.735	906.735
C02	DRIVER EFFICIENCY PACKAGE	\$1,520	\$1,520	\$1,520	\$1,520	\$1,520
E1N	BECKER® MAP PILOT NAVIGATION SYSTEM	X	X	X	X	X
FR8	REAR VIEW CAMERA	X	X	X	X	X
L16	FOG LAMPS	X	X	X	X	X
MS1	CRUISE CONTROL	X	X	X	X	X



		144" 4C	144" 6C	144" 4X4	170" 4C	170" 6C
		M2PV44	M2PV46	M2PV4X	M2PV74	M2PV76
		F2PV44	F2PV46	F2PV4X	F2PV74	F2PV76
		906.733	906.733	906.733	906.735	906.735
C03	ACTIVE SAFETY PLUS PACKAGE	\$1,885	\$1,885	\$1,885	\$1,885	\$1,885
CL4	MULTIFUNCTION STEERING WHEEL WITH TRIP COMPUTER	X	X	X	X	X
JA5	LIGHT AND RAIN SENSOR	X	X	X	X	X
JA6	COLLISION PREVENTION ASSIST	X	X	X	X	X
JA7	BLIND SPOT ASSIST	X	X	X	X	X
JW5	LANE KEEPING ASSIST	X	X	X	X	X
LA1	HIGHBEAM ASSIST	X	X	X	X	X
JK3	4.2" PIXEL MATRIX DISPLAY W/CHROME DIALS	X	X	X	X	X
F68	HEATED AND ELECTRICALLY ADJUSTABLE MIRRORS	X	X	X	X	X
H21	WINDSHIELD WITH FILTER BAND	X	X	X	X	X
LD0	OVERHEAD CONTROL PANEL WITH TWO READING LIGHTS	X	X	X	X	X
Y10	FIRST AID KIT	X	X	X	X	X
Y45	EMERGENCY FLASHLIGHT	X	X	X	X	X



2017 SPRINTER | PACKAGES 2500 PASSENGER VAN

		144" 4C	144" 6C	144" 4X4	170" 4C	170" 6C
		M2PV44	M2PV46	M2PV4X	M2PV74	M2PV76
		F2PV44	F2PV46	F2PV4X	F2PV74	F2PV76
		906.733	906.733	906.733	906.735	906.735
C04	ACTIVE SAFETY PLUS PACKAGE WITH PARKTRONIC	\$2,680	\$2,680	\$2,680	\$2,680	\$2,680
CL4	MULTIFUNCTION STEERING WHEEL WITH TRIP COMPUTER	X	X	X	X	X
EZ8	PARKTRONIC	X	X	X	X	X
JA5	LIGHT AND RAIN SENSOR	X	X	X	X	X
JA6	COLLISION PREVENTION ASSIST	X	X	X	X	X
JA7	BLIND SPOT ASSIST	X	X	X	X	X
JW5	LANE KEEPING ASSIST	X	X	X	X	X
LA1	HIGHBEAM ASSIST	X	X	X	X	X
JK3	4.2" PIXEL MATRIX DISPLAY W/CHROME DIALS	X	X	X	X	X
F68	HEATED AND ELECTRICALLY ADJUSTABLE MIRRORS	X	X	X	X	X
H21	WINDSHIELD WITH FILTER BAND	X	X	X	X	X
LD0	OVERHEAD CONTROL PANEL WITH TWO READING LIGHTS	X	X	X	X	X
Y10	FIRST AID KIT	X	X	X	X	X
Y45	EMERGENCY FLASHLIGHT	X	X	X	X	X



		144" 4C	144" 6C	144" 4X4	170" 4C	170" 6C
		M2PV44	M2PV46	M2PV4X	M2PV74	M2PV76
		F2PV44	F2PV46	F2PV4X	F2PV74	F2PV76
		906.733	906.733	906.733	906.735	906.735
C05	PREMIUM APPEARANCE PACKAGE	\$1,430	\$1,430	\$1,430	\$1,430	\$1,430
F46	HEADLAMP CLEANING SYSTEM	X	X	X	X	X
LG0	BI-XENON HEADLAMPS	X	X	X	X	X
RL5	LIGHT-ALLOY WHEELS	X	X	X	X	X



		144" 4C	144" 6C	144" 4X4	170" 4C	170" 6C
		M2PV44	M2PV46	M2PV4X	M2PV74	M2PV76
		F2PV44	F2PV46	F2PV4X	F2PV74	F2PV76
		906.733	906.733	906.733	906.735	906.735
X04	MULTIFUNCTION WHEEL/DISPLAY PACKAGE	\$345	\$345	\$345	\$345	\$345
CL4	MULTIFUNCTION STEERING WHEEL	X	X	X	X	X
JK3	4.2" PIXEL MATRIX DISPLAY W/CHROME DIALS	X	X	X	X	X



		144" 4C	144" 6C	144" 4X4	170" 4C	170" 6C
		M2PV44	M2PV46	M2PV4X	M2PV74	M2PV76
		F2PV44	F2PV46	F2PV4X	F2PV74	F2PV76
		906.733	906.733	906.733	906.735	906.735
X06	HIGH-IDLE FIXED PACKAGE	\$635	\$635	\$635	\$635	\$635
ED5	PARAMETRIC SPECIAL MODULE (PSM)	X	X	X	X	X
M53	HIGH-IDLE PRESET	X	X	X	X	X



2017 SPRINTER | PACKAGES 2500 PASSENGER VAN

		144" 4C	144" 6C	144" 4X4	170" 4C	170" 6C
		M2PV44	M2PV46	M2PV4X	M2PV74	M2PV76
		F2PV44	F2PV46	F2PV4X	F2PV74	F2PV76
		906.733	906.733	906.733	906.735	906.735
X13	LIGHTING PACKAGE	\$950	\$950	\$950	\$950	\$950
LG0	BI-XENON HEADLAMPS U.S.	X	X	X	X	X
F46	HEADLAMP WASHING SYSTEM	X	X	X	X	X



		144" 4C	144" 6C	144" 4X4	170" 4C	170" 6C
		M2PV44	M2PV46	M2PV4X	M2PV74	M2PV76
		F2PV44	F2PV46	F2PV4X	F2PV74	F2PV76
		906.733	906.733	906.733	906.735	906.735
X22	TRAILER HITCH PACKAGE	\$370	\$370	\$370	\$370	\$370
E40	TRAILER HITCH PREP. WIRING	X	X	X	X	X
Q24	TRAILER HITCH, 5,000 LBS	X	X	X	X	X




		144" 4C	144" 6C	144" 4X4	170" 4C	170" 6C
		M2PV44	M2PV46	M2PV4X	M2PV74	M2PV76
		F2PV44	F2PV46	F2PV4X	F2PV74	F2PV76
		906.733	906.733	906.733	906.735	906.735
X27	ADDITIONAL BATTERY PACKAGE	\$380	\$380	\$380	\$380	\$380
E28	ADDITIONAL BATTERY FOR RETROFIT	X	X	X	X	X
E36	CUTOFF RELAY FOR ADDITIONAL BATTERY	X	X	X	X	X



		144" 4C	144" 6C	144" 4X4	170" 4C	170" 6C
		M2PV44	M2PV46	M2PV4X	M2PV74	M2PV76
		F2PV44	F2PV46	F2PV4X	F2PV74	F2PV76
		906.733	906.733	906.733	906.735	906.735
X32	PASSENGER VAN HEATING PACKAGE 1³⁶	\$0	\$0	\$0	\$0	\$0
HZ9	FUEL-FIRED HEATER BOOSTER (17,000 BTU)	X	X	X	X	X
H13	REAR CABIN HEATER AND VENTS	X	X	X	X	X



		144" 4C	144" 6C	144" 4X4	170" 4C	170" 6C
		M2PV44	M2PV46	M2PV4X	M2PV74	M2PV76
		F2PV44	F2PV46	F2PV4X	F2PV74	F2PV76
		906.733	906.733	906.733	906.735	906.735
X33	PASSENGER VAN HEATING PACKAGE 2	\$780	\$780	\$780	\$780	\$780
HZ5	HEAVY DUTY FUEL-FIRED PRE-HEATER/BOOSTER (34,000 BTU)	X	X	X	X	X
H13	REAR CABIN HEATER AND VENTS	X	X	X	X	X
HY1	REMOTE CONTROL FOR AUXILIARY HEATER	X	X	X	X	X



36 170" Wheelbase gets X33 standard.

2017 SPRINTER | STANDARD EQUIPMENT 3500 XD CAB CHASSIS



144" 4C	144" 6C	170" 4C	170" 6C
MXCC44	MXCC46	MXCC74	MXCC76
FXCC44	FXCC46	FXCC74	FXCC76
906.153	906.153	906.155	906.155

ENGINE					
4-CYL ENGINE/7-SPEED TRANSMISSION					
CL9	ECO POWER STEERING PUMP	S	-	S	-
ED4	AGM BATTERY 12 V 95 AH 850 A	S	-	S	-
G42	7G-TRONIC TRANSMISSION, 7-SPEED	S	-	S	-
KA8	PARTICLE SENSOR	S	-	S	-
KP1	FUEL PUMP, ELECTRIC	S	-	S	-
MG3	ENGINE 2.1 L 4-CYLINDER TURBO DIESEL	S	-	S	-
MH5	EMISSIONS EPA 14/CARB	S	-	S	-
M40	ALTERNATOR 14 V/200 A	S	-	S	-
M47	ALTERNATOR MANAGEMENT	S	-	S	-
N81	REFRIGERANT COMPRESSOR (KMV)	S	-	S	-
6-CYL ENGINE/5-SPEED TRANSMISSION					
EE8	BATTERY 12 V 100 A	-	S	-	S
G40	5-SPEED AUTOMATIC TRANSMISSION	-	S	-	S
MH7	EMISSIONS EPA 16/CARB	-	S	-	S
MG5	ENGINE 3.0 L V6 TURBO DIESEL	-	S	-	S
M46	ALTERNATOR 14 V/220 A	-	S	-	S

STANDARD EQUIPMENT

2017 SPRINTER | STANDARD EQUIPMENT 3500 XD CAB CHASSIS

144" 4C	144" 6C	170" 4C	170" 6C
MXCC44	MXCC46	MXCC74	MXCC76
FXCC44	FXCC46	FXCC74	FXCC76
906.153	906.153	906.155	906.155

EQUIPMENT						
STANDARD EQUIPMENT	AR3	AXLE RATIO 4.18	S	S	S	S
	BB9	ELECTRONIC STABILITY PROGRAM (ESP9I)	S	S	S	S
	CF2	SUSPENSION WITH FRONT AND REAR STABILIZERS	S	S	S	S
	CL1	ADJUSTABLE STEERING WHEEL (ANGLE) WITH STANDARD SHIFT PADDLES	S	S	S	S
	C42	STABILIZER, REAR AXLE, UNDER FRAME	S	S	S	S
	C45	STABILIZER, REINFORCED AT FRONT AXLE	S	S	S	S
	ED8	PRE-INSTALLATION PSM	S	S	S	S
	EK1	BODY BUILDER CONNECTOR	S	S	S	S
	EL8	SPEAKERS, 5 FRONT AUDIO	S	S	S	S
	EN7	AUDIO 15 - AM/FM RADIO, USB, AUX, BLUETOOTH®, 5.8" SCREEN	S	S	S	S
	ES0	JUMP START TERMINAL	S	S	S	S
	E07	HILL-START ASSIST	S	S	S	S
	E30	STARTER BATTERY DISCONNECT	S	S	S	S
	FF5	SHELF ABOVE WINDSHIELD	S	S	S	S
	FG8	CUP HOLDER FRONT	S	S	S	S
	FI1	REMOTE KEY (315 MHZ) W/CENTRAL LOCKING	S	S	S	S
	FS2	EXTERIOR MIRROR EXTENDED (96")	S	S	S	S
	F66	LOCKABLE GLOVE COMPARTMENT	S	S	S	S
	HH2	HEATER, AUXILIARY ELECTRIC HOT AIR	S	S	S	S
	HH9	AIR CONDITION, FRONT	S	S	S	S
	H20	HEAT-INSULATING GLASS	S	S	S	S
	JW2	DEACTIVATION LAMP MONITORING FAILURE	S	S	S	S
	J11	SPEEDOMETER, MILES/KM	S	S	S	S
	J58	SEAT BELT REMINDER, DRIVER	S	S	S	S
	J65	OUTSIDE TEMPERATURE GAUGE	S	S	S	S
	KB0	FUEL TANK, 26.4 GALLONS	S	S	S	S
	KL1	AUX FUEL SENDING UNIT W/FUEL TAP	S	S	S	S
	KL5	FUEL FILTER WITH WATER SEPARATOR	S	S	S	S
	K60	EXHAUST STRAIGHT TO REAR	S	S	S	S
	LG6	DAYTIME DRIVING LIGHTS	S	S	S	S
LV7	CLEARANCE LIGHTS PRE-WIRING ³⁷	S	S	S	S	
L49	IDENTIFICATION LAMPS ³⁷	S	S	S	S	

2017 SPRINTER | STANDARD EQUIPMENT 3500 XD CAB CHASSIS



	144" 4C	144" 6C	170" 4C	170" 6C
	MXCC44	MXCC46	MXCC74	MXCC76
	FXCC44	FXCC46	FXCC74	FXCC76
	906.153	906.153	906.155	906.155

EQUIPMENT						
STANDARD EQUIPMENT	L94	PARKING LIGHTS DELETION	S	S	S	S
	P47	FRONT MUD FLAPS	S	S	S	S
	Q72	DELETION OF END CROSSMEMBER	S	S	S	S
	RF1	TIRES, CONTINENTAL VANCOFOURSEASON (M+S)	S	S	S	S
	RH7	TIRES LT 215/85 R16	S	S	S	S
	RM0	ALL-SEASON TIRES	S	S	S	S
	RM9	TIRES, SPECIALTY BRAND	S	S	S	S
	RS6	5.5 J X 16 STEEL WHEELS	S	S	S	S
	R60	PROVISIONAL SPARE WHEEL BRACKET FRAME MOUNTED	S	S	S	S
	R87	SPARE WHEEL	S	S	S	S
	SA5	AIRBAG, DRIVER FRONT	S	S	S	S
	SA6	FRONT AIRBAG, PASSENGER	S	S	S	S
	S04	ADJUSTABLE FRONT PASSENGER SEAT	S	S	S	S
	S22	ARMREST FOR DRIVER'S SEAT	S	S	S	S
	S25	ARMREST FOR FRONT PASSENGER SEAT	S	S	S	S
	V85	CIGARETTE LIGHTER & ASH CUP, FRONT	S	S	S	S
	XB5	GVWR 11,030 LBS	S	S	S	S
	Y43	JACK, HYDRAULIC	S	S	S	S

CLICK ON CODES BELOW TO GO TO FULL DESCRIPTION.

2017 SPRINTER | OPTIONAL EQUIPMENT 3500 XD CAB CHASSIS



	144" 4C	144" 6C	170" 4C	170" 6C
	MXCC44	MXCC46	MXCC74	MXCC76
	FXCC44	FXCC46	FXCC74	FXCC76
	906.153	906.153	906.155	906.155

OPTIONAL EQUIPMENT		144" 4C	144" 6C	170" 4C	170" 6C
A50	FRONT AXLE REINFORCED	-	\$317	-	\$317
AR2	AXLE RATIO 3.92	-	\$0	-	\$0
AR4	AXLE RATIO 4.36	\$0	-	\$0	-
CL3	LEATHER STEERING WHEEL (MB ONLY)	\$170	\$170	\$170	\$170
C72	BUMPERS FRONT/REAR PRIMED	\$217	\$217	\$217	\$217
CE8	RAISED REAR BODY MOUNTS	-	\$374	-	\$374
CM9	PRIMED SIDE MOLDINGS	\$333	\$333	\$333	\$333
E40	TRAILER HITCH PREP WIRING	\$127	\$127	\$127	\$127
E46	12 V POWER OUTLET, DRIVER SEAT BASE	\$84	\$84	\$84	\$84
E1N	BECKER® MAP PILOT	\$624	\$624	\$624	\$624
ED5	PARAMETRIC SPECIAL MODULE (PSM)	\$290	\$290	\$290	\$290
EN6	AUDIO 10	-\$157	-\$157	-\$157	-\$157
ER0	PRE-INSTALLATION FOR RADIO	-\$369	-\$369	-\$369	-\$369
EV6	PRE-INSTALLATION BECKER® MAP PILOT NAVIGATION SYSTEM	\$307	\$307	\$307	\$307
F46	HEADLAMP WASHING SYSTEM	\$265	\$265	\$265	\$265
F49	ELECTRICALLY HEATED WINDSHIELD	\$440	\$440	\$440	\$440
F61	INTERIOR REAR VIEW MIRROR	\$34	\$34	\$34	\$34

2017 SPRINTER | OPTIONAL EQUIPMENT 3500 XD CAB CHASSIS



	144" 4C	144" 6C	170" 4C	170" 6C
	MXCC44	MXCC46	MXCC74	MXCC76
	FXCC44	FXCC46	FXCC74	FXCC76
	906.153	906.153	906.155	906.155

OPTIONAL EQUIPMENT		144" 4C	144" 6C	170" 4C	170" 6C
F68	HEATED AND ELECTRICALLY ADJUSTABLE EXTERIOR MIRRORS	\$264	\$264	\$264	\$264
FF8	OVERHEAD STORAGE SLOT, FRONT CENTER	\$96	\$96	\$96	\$96
FJ1	HINGED LID FOR STORAGE COMPARTMENT	\$85	\$85	\$85	\$85
FK3	CHROME-TRIMMED RADIATOR GRILLE (MERCEDES-BENZ ONLY)	\$243	\$243	\$243	\$243
FR7	PRE-WIRING, REAR VIEW CAMERA	\$79	\$79	\$79	\$79
FY1	SECURITY ALARM WITH INTERIOR MOTION SENSOR	\$619	\$619	\$619	\$619
FZ9	KEYS, TWO ADDITIONAL MASTERS	\$111	\$111	\$111	\$111
H04	HEAT INSULATION, FRONT COMPARTMENT	\$170	\$170	\$170	\$170
H15	HEATED FRONT PASSENGER SEAT	\$260	\$260	\$260	\$260
H16	HEATED DRIVER'S SEAT	\$260	\$260	\$260	\$260
H21	WINDSHIELD WITH FILTER BAND	\$54	\$54	\$54	\$54
HY1	REMOTE CONTROL FOR AUXILIARY HEATER	\$348	\$348	\$348	\$348
HZ9	FUEL-FIRED HEATER BOOSTER (17,000 BTU)	\$618	\$618	\$618	\$618
J51	FUEL GAUGE, OPTIMIZED FOR AUX. FUEL TAP	\$66	\$66	\$66	\$66
J78	SEALING OF SPEEDOMETER DRIVE	\$66	\$66	\$66	\$66
JY9	DELETION OF LANE KEEPING ASSIST	\$0	\$0	\$0	\$0
K52	DEF FLUID FILLER CAP - LOCKABLE	\$24	\$24	\$24	\$24
JA5	LIGHT AND RAIN SENSOR	\$265	\$265	\$265	\$265
JW0	BACKUP ALARM	\$91	\$91	\$91	\$91
L16	FOG LAMPS	\$222	\$222	\$222	\$222
L72	ELECTRICAL PRE-INSTALLATION FOR LOAD COMPARTMENT LIGHTING	\$159	\$159	\$159	\$159
L76	WIRE HARNESS TAIL LAMP W/EXTENDED WIRING	\$122	\$122	\$122	\$122
L77	WIRING FOR ADDITIONAL TURN SIGNALS	\$80	\$80	\$80	\$80
L90	TAIL LAMP DELETION	-\$24	-\$24	-\$24	-\$24
LB9	ILLUMINATED FRONT EXITS	\$85	\$85	\$85	\$85
LD0	OVERHEAD CONTROL PANEL WITH TWO READING LIGHTS	\$127	\$127	\$127	\$127
LV6	THIRD BRAKE LIGHT PRE-WIRING	\$29	\$29	\$29	\$29
LV7	CLEARANCE LIGHTS PRE-WIRING ³⁸	\$0	\$0	\$0	\$0

38 Optional instead of V59.

2017 SPRINTER | OPTIONAL EQUIPMENT 3500 XD CAB CHASSIS



144" 4C	144" 6C	170" 4C	170" 6C
MXCC44	MXCC46	MXCC74	MXCC76
FXCC44	FXCC46	FXCC74	FXCC76
906.153	906.153	906.155	906.155

OPTIONAL EQUIPMENT		144" 4C	144" 6C	170" 4C	170" 6C
M20	SPEED LIMITATION 65 MPH	\$55	\$55	\$55	\$55
M53	HIGH IDLE PRESET	\$381	\$381	\$381	\$381
MD3	SPEED LIMITATION 75 MPH	\$55	\$55	\$55	\$55
MH8	SULEV EMISSIONS	\$600	-	\$600	-
MS1	CRUISE CONTROL	\$374	\$374	\$374	\$374
MT4	HIGH IDLE - DRIVER ADJUSTABLE	\$414	\$414	\$414	\$414
N62	FRONT ENGINE BRACKET FOR ADDITIONAL ALTERNATOR	\$427	\$427	\$427	\$427
N63	FRONT ENGINE BRACKET FOR AUXILIARY A/C COMPRESSOR	\$427	\$427	\$427	\$427
Q18	END CROSSMEMBER BOLTED	\$59	\$59	\$59	\$59
R65	SPARE WHEEL BRACKET BELOW FRAME	\$79	\$79	\$79	\$79
R91	SPARE WHEEL DELETION ³⁰	-\$105	-\$105	-\$105	-\$105
R92	SPARE TIRE CARRIER DELETION	\$0	\$0	\$0	\$0
R98	RIMS PAINTED JET BLACK	\$74	\$74	\$74	\$74
RM1	M+S WINTER TIRES	\$127	\$127	\$127	\$127
RM2	RIMS PAINTED ARCTIC WHITE	\$74	\$74	\$74	\$74
S62	SEAT BELTS ORANGE, DRIVER AND FRONT PASSENGER	\$29	\$29	\$29	\$29
SB1	COMFORT DRIVER'S SEAT	\$217	\$217	\$217	\$217
SB2	COMFORT PASSENGER SEAT	\$217	\$217	\$217	\$217
SB9	DRIVER'S SEAT, PLUS	\$29	\$29	\$29	\$29
SH6	AIRBAG, DRIVER THORAX ³⁹	\$201	\$201	\$201	\$201
SH7	AIRBAG, DRIVER/PASSENGER THORAX ³⁹	\$376	\$376	\$376	\$376
SH9	AIRBAG, DRIVER/PASSENGER WINDOW	\$645	\$645	\$645	\$645
T75	DOOR-MOUNTED ASSIST HANDLES, DRIVER AND PASSENGER	\$54	\$54	\$54	\$54
V07	CAB REAR WALL LINER	\$328	\$328	\$328	\$328
XW6	FRONT LICENSE PLATE DELETION	\$0	\$0	\$0	\$0
Y10	FIRST AID KIT	\$24	\$24	\$24	\$24
Y26	WHEEL CHOCKS	\$35	\$35	\$35	\$35
Y45	EMERGENCY FLASHLIGHT	\$24	\$24	\$24	\$24

³⁰ R91 requires R92. ³⁹ Not available with X01.

2017 SPRINTER | PACKAGES 3500 XD CAB CHASSIS

		144" 4C	144" 6C	170" 4C	170" 6C
		MXCC44	MXCC46	MXCC74	MXCC76
		FXCC44	FXCC46	FXCC74	FXCC76
		906.153	906.153	906.155	906.155
C01	DRIVER COMFORT PACKAGE	\$570	\$570	\$570	\$570
E46	12 V OUTLET AT DRIVER SEAT BASE	X	X	X	X
FJ1	HINGED LID FOR STORAGE COMPARTMENT	X	X	X	X
FZ9	TWO ADDITIONAL MASTER KEYS	X	X	X	X
SB1	COMFORT SEAT, DRIVER	X	X	X	X
SB2	COMFORT SEAT, PASSENGER	X	X	X	X



		144" 4C	144" 6C	170" 4C	170" 6C
		MXCC44	MXCC46	MXCC74	MXCC76
		FXCC44	FXCC46	FXCC74	FXCC76
		906.153	906.153	906.155	906.155
C02	DRIVER EFFICIENCY PACKAGE	\$1,015	\$1,015	\$1,015	\$1,015
E1N	BECKER® MAP PILOT NAVIGATION SYSTEM	X	X	X	X
FR8	REAR VIEW CAMERA	-	-	-	-
L16	FOG LAMPS	X	X	X	X
MS1	CRUISE CONTROL	X	X	X	X



		144" 4C	144" 6C	170" 4C	170" 6C
		MXCC44	MXCC46	MXCC74	MXCC76
		FXCC44	FXCC46	FXCC74	FXCC76
		906.153	906.153	906.155	906.155
C03	ACTIVE SAFETY PLUS PACKAGE⁴⁰	\$1,545	\$1,545	\$1,545	\$1,545
CL4	MULTIFUNCTION STEERING WHEEL W/TRIP COMPUTER	X	X	X	X
JA5	LIGHT AND RAIN SENSOR	X	X	X	X
JA6	COLLISION PREVENTION ASSIST	X	X	X	X
JW5	LANE KEEPING ASSIST	X	X	X	X
LA1	HIGHBEAM ASSIST	X	X	X	X
JK3	4.2" PIXEL MATRIX DISPLAY W/CHROME DIALS	X	X	X	X
F68	HEATED AND ELECTRICALLY ADJUSTABLE MIRRORS	X	X	X	X
H21	WINDSHIELD WITH FILTER BAND	X	X	X	X
LD0	OVERHEAD CONTROL PANEL WITH TWO READING LIGHTS	X	X	X	X
Y10	FIRST AID KIT	X	X	X	X
Y45	EMERGENCY FLASHLIGHT	X	X	X	X



40 Blind Spot Assist is not available for Cab Chassis.

2017 SPRINTER | PACKAGES 3500 XD CAB CHASSIS

		144" 4C	144" 6C	170" 4C	170" 6C
		MXCC44	MXCC46	MXCC74	MXCC76
		FXCC44	FXCC46	FXCC74	FXCC76
		906.153	906.153	906.155	906.155
F05	REAR WALL DELETION CUTAWAY	\$0	\$0	\$0	\$0
FW1	REAR WALL DELETION - CHASSIS CAB	X	X	X	X
P08	COVER FOR TRANSPORT	X	X	X	X

		144" 4C	144" 6C	170" 4C	170" 6C
		MXCC44	MXCC46	MXCC74	MXCC76
		FXCC44	FXCC46	FXCC74	FXCC76
		906.153	906.153	906.155	906.155
X04	MULTIFUNCTION WHEEL/DISPLAY PACKAGE	\$345	\$345	\$345	\$345
CL4	MULTIFUNCTION STEERING WHEEL	X	X	X	X
JK3	4.2" PIXEL MATRIX DISPLAY W/CHROME DIALS	X	X	X	X



		144" 4C	144" 6C	170" 4C	170" 6C
		MXCC44	MXCC46	MXCC74	MXCC76
		FXCC44	FXCC46	FXCC74	FXCC76
		906.153	906.153	906.155	906.155
X05	FRONT BENCH SEAT PACKAGE	\$645	\$645	\$645	\$645
S23	TWIN FRONT PASSENGER SEAT	X	X	X	X
SC1	BACKREST, FOLDING W/ TABLE	X	X	X	X
S78	ASSIST HANDLE FOR INNER SEAT	X	X	X	X



		144" 4C	144" 6C	170" 4C	170" 6C
		MXCC44	MXCC46	MXCC74	MXCC76
		FXCC44	FXCC46	FXCC74	FXCC76
		906.153	906.153	906.155	906.155
X06	HIGH-IDLE FIXED PACKAGE	\$635	\$635	\$635	\$635
ED5	PARAMETRIC SPECIAL MODULE (PSM)	X	X	X	X
M53	HIGH-IDLE PRESET	X	X	X	X



		144" 4C	144" 6C	170" 4C	170" 6C
		MXCC44	MXCC46	MXCC74	MXCC76
		FXCC44	FXCC46	FXCC74	FXCC76
		906.153	906.153	906.155	906.155
X13	LIGHTING PACKAGE	\$950	\$950	\$950	\$950
LG0	BI-XENON HEADLAMPS U.S.	X	X	X	X
F46	HEADLAMP WASHING SYSTEM	X	X	X	X



2017 SPRINTER | PACKAGES 3500 XD CAB CHASSIS

		144" 4C	144" 6C	170" 4C	170" 6C
		MXCC44	MXCC46	MXCC74	MXCC76
		FXCC44	FXCC46	FXCC74	FXCC76
		906.153	906.153	906.155	906.155
X15	WINDOW AND MIRROR PACKAGE	\$255	\$255	\$255	\$255
F35	WINDOW IN CAB REAR WALL	X	X	X	X
F61	INTERIOR REAR VIEW MIRROR	X	X	X	X

		144" 4C	144" 6C	170" 4C	170" 6C
		MXCC44	MXCC46	MXCC74	MXCC76
		FXCC44	FXCC46	FXCC74	FXCC76
		906.153	906.153	906.155	906.155
X17	SUSPENSION PACKAGE I²²	\$195	\$195	\$195	\$195
C43	STABILIZER, REAR AXLE, REINFORCED	X	X	X	X
C45	STABILIZER, REINFORCED AT FRONT AXLE	X	X	X	X
CF4	CHASSIS FOR APPLICATION C	X	X	X	X
CF6	SPRINGS AND DAMPERS, FRONT, REINFORCED	X	X	X	X

		144" 4C	144" 6C	170" 4C	170" 6C
		MXCC44	MXCC46	MXCC74	MXCC76
		FXCC44	FXCC46	FXCC74	FXCC76
		906.153	906.153	906.155	906.155
X18	SUSPENSION PACKAGE II²²	\$205	\$205	\$205	\$205
C33	FIRMER REAR SPRINGS	X	X	X	X
CF5	CHASSIS FOR APPLICATION D	X	X	X	X
CF6	SPRINGS AND DAMPERS, FRONT, REINFORCED	X	X	X	X

		144" 4C	144" 6C	170" 4C	170" 6C
		MXCC44	MXCC46	MXCC74	MXCC76
		FXCC44	FXCC46	FXCC74	FXCC76
		906.153	906.153	906.155	906.155
X20	SUSPENSION PACKAGE IV²²	\$40	\$40	\$40	\$40
CF3	CHASSIS FOR APPLICATION B	X	X	X	X
C43	STABILIZER REAR AXLE REINFORCED	X	X	X	X

2017 SPRINTER | PACKAGES 3500 XD CAB CHASSIS

		144" 4C	144" 6C	170" 4C	170" 6C
		MXCC44	MXCC46	MXCC74	MXCC76
		FXCC44	FXCC46	FXCC74	FXCC76
		906.153	906.153	906.155	906.155
X21	HEAVY DUTY FRONT AXLE PACKAGE²²	-	\$320	-	\$320
A50	FRONT AXLE REINFORCED	-	X	-	X
CF6	SPRINGS AND DAMPERS, FRONT, REINFORCED	-	X	-	X

		144" 4C	144" 6C	170" 4C	170" 6C
		MXCC44	MXCC46	MXCC74	MXCC76
		FXCC44	FXCC46	FXCC74	FXCC76
		906.153	906.153	906.155	906.155
X22	TRAILER HITCH PACKAGE	\$435	\$435	\$435	\$435
E40	TRAILER HITCH PREP PACKAGE	X	X	X	X
QA2	TRAILER CROSSMEMBER 7,500 LBS CAPACITY	X	X	X	X

		144" 4C	144" 6C	170" 4C	170" 6C
		MXCC44	MXCC46	MXCC74	MXCC76
		FXCC44	FXCC46	FXCC74	FXCC76
		906.153	906.153	906.155	906.155
X27	ADDITIONAL BATTERY PACKAGE	\$380	\$380	\$380	\$380
E28	ADDITIONAL BATTERY FOR RETROFIT	X	X	X	X
E36	CUTOFF RELAY FOR ADDITIONAL BATTERY	X	X	X	X




²² See suspension matrix for details.

CLICK ON CODES BELOW TO GO TO FULL DESCRIPTION.

2017 SPRINTER | FLEET PACKAGES 3500 XD CAB CHASSIS

ATTENTION: FLEET PACKAGES ARE INTENDED FOR SPECIFIC USE-CASE AND NORMALLY RESERVED FOR FLEETS AND UPFITTERS. PLEASE UNDERSTAND PACKAGES BEFORE ORDERING.

		144" 4C	144" 6C	170" 4C	170" 6C
		MXCC44	MXCC46	MXCC74	MXCC76
		FXCC44	FXCC46	FXCC74	FXCC76
		906.153	906.153	906.155	906.155
F01	SWIVEL SEAT PACKAGE*	\$1,015	\$1,015	\$1,015	\$1,015
BE2	HANDBRAKE LEVER, FOLDING	X	X	X	X
S87	DRIVER'S SEAT FRAME, LOW	X	X	X	X
S88	PASSENGER SEAT FRAME, LOW	X	X	X	X
SB1	COMFORT DRIVER'S SEAT	X	X	X	X
SB2	COMFORT PASSENGER SEAT	X	X	X	X
SD2	SEAT BELT MOUNT DELETION	X	X	X	X
SR8	SWIVEL BASE FOR DRIVER'S SEAT	X	X	X	X
SR9	SWIVEL BASE FOR FRONT PASSENGER SEAT	X	X	X	X




		144" 4C	144" 6C	170" 4C	170" 6C
		MXCC44	MXCC46	MXCC74	MXCC76
		FXCC44	FXCC46	FXCC74	FXCC76
		906.153	906.153	906.155	906.155
F08	LOWERED ROOF CUTAWAY	\$365	\$365	\$365	\$365
FA1	LOWERED CAB ROOF	X	X	X	X
FW1	REAR WALL DELETION	X	X	X	X
F28	ROOF AND REAR WALL DELETION	X	X	X	X
P08	COVER FOR TRANSPORT	X	X	X	X

* When choosing SH7 with F01, SZ7 & SZ8 (storage nets in seats) will be added automatically to F01.

2017 SPRINTER | FLEET PACKAGES 3500 XD CAB CHASSIS

		144" 4C	144" 6C	170" 4C	170" 6C
		MXCC44	MXCC46	MXCC74	MXCC76
		FXCC44	FXCC46	FXCC74	FXCC76
		906.153	906.153	906.155	906.155
F10	AMBULANCE PREP PACKAGE	\$2,945	\$2,945	-	-
A50	FRONT AXLE REINFORCED	X	X	-	-
CF4	CHASSIS FOR APPLICATION C	X	X	-	-
CF6	SPRINGS AND DAMPERS, FRONT, REINFORCED	X	X	-	-
C43	STABILIZER, REAR AXLE, REINFORCED	X	X	-	-
ED5	PARAMETRIC SPECIAL MODULE (PSM)	X	X	-	-
E28	ADDITIONAL BATTERY FOR RETROFIT	X	X	-	-
E36	CUTOFF RELAY FOR ADDITIONAL BATTERY	X	X	-	-
E46	12 V POWER OUTLET DRIVER SEAT BASE	X	X	-	-
FZ9	KEYS, TWO ADDITIONAL MASTERS	X	X	-	-
F68	HEATED AND ELECTRICALLY ADJUSTABLE EXTERIOR MIRRORS	X	X	-	-
LV6	THIRD BRAKE LIGHT PRE-WIRING	X	X	-	-
L90	TAIL LAMP DELETION	X	X	-	-
MS1	CRUISE CONTROL	X	X	-	-
M53	HIGH-IDLE PRESET	X	X	-	-
N63	BRACKET FOR AUX. A/C COMPRESSOR	X	X	-	-
Q18	END CROSSMEMBER BOLTED	X	X	-	-
R65	SPARE WHEEL BRACKET BELOW FRAME	X	X	-	-
SB1	COMFORT DRIVER'S SEAT	X	X	-	-
SB2	COMFORT PASSENGER'S SEAT	X	X	-	-
S62	SEAT BELTS ORANGE, DRIVER AND FRONT PASS.	X	X	-	-



		144" 4C	144" 6C	170" 4C	170" 6C
		MXCC44	MXCC46	MXCC74	MXCC76
		FXCC44	FXCC46	FXCC74	FXCC76
		906.153	906.153	906.155	906.155
X01	SUSPENSION SEATING PACKAGE	\$800	\$800	\$800	\$800
S87	DRIVER'S SEAT FRAME, LOW	X	X	X	X
S88	PASSENGER SEAT FRAME, LOW	X	X	X	X
SB3	DRIVER SUSPENSION SEAT, COMFORT VERSION	X	X	X	X
SB4	PASSENGER SUSPENSION SEAT, COMFORT VERSION ⁴¹	X	X	X	X



		144" 4C	144" 6C	170" 4C	170" 6C
		MXCC44	MXCC46	MXCC74	MXCC76
		FXCC44	FXCC46	FXCC74	FXCC76
		906.153	906.153	906.155	906.155
X07	HIGH-IDLE VARIABLE PACKAGE	\$665	\$665	\$665	\$665
ED5	PARAMETRIC SPECIAL MODULE (PSM)	X	X	X	X
MT4	HIGH-IDLE - DRIVER ADJUSTABLE	X	X	X	X



41 Not available with SH6 or SH7.

2017 SPRINTER | DEALER ACCESSORIES

PLEASE NOTE: Accessories listed below are only a snapshot of our most popular items. For the most current list of accessories and pricing for Mercedes-Benz Vans, please check the MBA-ODUS website – <http://www.mba-odus.com/>. In addition, items can be ordered on PARAGON.

FLOOR PROTECTION	B6 657 0009	FLOOR MATS FRONT, ALL-SEASON RUBBER - WITH FLOOR AIR DUCT (H00)	\$87
	B6 657 0012	FLOOR MATS FRONT, ALL-SEASON RUBBER - WITHOUT FLOOR AIR DUCT (H00)	\$87
	B6 656 0965	FLOOR MATS FRONT, CARPETED VELOUR - WITH FLOOR AIR DUCT (H00)	\$165
	B6 656 0963	FLOOR MATS FRONT, CARPETED VELOUR - WITHOUT FLOOR AIR DUCT (H00)	\$165
	B6 656 0966	FLOOR MATS FRONT, CARPETED VELOUR - WITH TWIN PASS. SEAT AND FLOOR AIR DUCT (H00)	\$150
	B6 656 0964	FLOOR MATS FRONT, CARPETED VELOUR - WITH TWIN PASS. SEAT, WITHOUT FLOOR AIR DUCT (H00)	\$150
EXTERIOR	A9063102495	TRAILER HITCH KIT Q24 (5,000 LBS) - 2500 VANS, ALL WHEELBASES	\$760
	A9063102595	TRAILER HITCH KIT Q24 (5,000 LBS) - 3500 VAN, 170" WB EXT	\$760
	A9063102695	TRAILER HITCH KIT QA2 (7,500 LBS) - 3500 VAN, 144" WB	\$760
	A9063102795	TRAILER HITCH KIT QA2 (7,500 LBS) - 3500 CAB CHASSIS, ALL WB	\$760
	A9063102895	TRAILER HITCH KIT QA2 (7,500 LBS) - 3500 VAN, 170" WB	\$760
	B6 656 0920	SUN VISOR, FRONT - ACRYLIC GLASS	\$350
	B6 656 0104	SIDE WINDOW WIND DEFLECTORS - ACRYLIC GLASS	\$90
	BQ 688 0139	SPRINTER LICENSE NAMEPLATE WITH LASER ETCHING	\$37
	BQ 688 0140	SPRINTER SLIM-LINE FRAME WITH LASER ETCHING	\$35
INTERIOR	A9069000402	BECKER® MAP PILOT (REQUIRES FACTORY PRE-WIRING EV6)	\$760
	A9068200500	BECKER® MAP PILOT - RETROFIT OF CODE EV6 (PRE-INSTALLATION)	\$535
	B6 656 0388	CLIPBOARD FOR STEERING WHEEL	\$39
	A0008140132	COAT HANGER, CHROME/BLACK	\$52
CARGO	A0008900294	TIE-DOWN STRAP, BLACK	\$31
	B6 656 0921	STORAGE BOX, IN TWIN PASSENGER SEAT	\$93
	B6 656 0748	RATCHET STRAP WITH TWO DOUBLE-STUD RINGS	\$85
	B6 647 0995	COLLAPSIBLE SHOPPING CRATE, BLACK	\$25
ROOF RACKS	B6 656 0800	BASIC CARRIER BAR, ONE CROSSBAR, WITH TWO SUPPORTS (REQUIRES C-RAILS)	\$135
	B6 656 0801	BASIC CARRIER BARS, THREE CROSSBARS, WITH SIX SUPPORTS (REQUIRES C-RAILS)	\$350
	B6 656 0806	HIGH-STANDING BRACKET SET, BLACK, FOR BASIC CARRIER BARS	\$50
	B6 656 0807	LADDER RACK, BLACK, FOR BASIC CARRIER BARS	\$90
	B6 656 0816	LOADING ROLLER FOR BASIC CARRIER BARS OR CARGO RACK (ADDITIONAL)	\$135
WHEELS	B6 560 801	17" 7-TWIN SPOKE WHEEL 6.5J X 17ET 62 (2500 SPRINTERS ONLY)	\$400



RETURN TO PREVIOUS PAGE

SPRINTER 906**4CE****4-CYLINDER ENGINE/7-SPEED TRANSMISSION****DETAILS & TECHNOLOGY**

- CL9 ECO Power steering pump
- G42 7G-TRONIC Automatic Transmission
- KP1 Fuel Pump, electric
- MG3 Engine 2.1 L 4-Cylinder turbo diesel
- MH5 Emissions EPA 14/CARB
- M47 Alternator for fuel economy
- N81 Refrigerant Compressor (KMV)

BENEFITS**REMARKS**

Depending on model variant some options may not be available or included. Please always consult your Sprinter dealer. For a full description please refer to the individual code page. Package content may change without notice.

SPRINTER 906**6CE****6-CYLINDER ENGINE/5-SPEED TRANSMISSION****DETAILS & TECHNOLOGY**

- G40 5-Speed Automatic Transmission
- MH7 Emissions EPA 16/CARB
- MG5 Engine 3.0 L turbo diesel
- MV6 "V6" badge on the right rear cargo door
- M46 Alternator 14 V/220 V

BENEFITS**REMARKS**

Depending on model variant some options may not be available or included. Please always consult your Sprinter dealer. For a full description please refer to the individual code page. Package content may change without notice.



RETURN TO PREVIOUS PAGE

SPRINTER 906

C01

DRIVER COMFORT PACKAGE

DETAILS & TECHNOLOGY

- E46 12 V power outlet at driver seat base
- FJ1 Hinged lid for storage compartment
- FZ9 Two additional master keys
- SB1 Comfort seat, driver
- SB2 Comfort seat, passenger

BENEFITS

REMARKS

Depending on model variant some options may not be available or included. Please always consult your Sprinter dealer. For a full description please refer to the individual code page. Package content may change without notice.

SPRINTER 906

C02

DRIVER EFFICIENCY PACKAGE

DETAILS & TECHNOLOGY

- E1N Becker® MAP PILOT Navigation System
- FR8 Rear view camera
- L16 Fog lamps
- MS1 Cruise Control

BENEFITS

REMARKS

Depending on model variant some options may not be available or included. Please always consult your Sprinter dealer. For a full description please refer to the individual code page.



RETURN TO PREVIOUS PAGE

SPRINTER 906**C03****ACTIVE SAFETY PLUS PACKAGE****DETAILS & TECHNOLOGY**

- CL4 Multifunction Steering Wheel w/trip computer
- JA5 Light and Rain Sensor
- JP2 Driving Assistance Package
 - Elements include:
 - JA7 Blind Spot Monitoring
 - JA6 COLLISION PREVENTION ASSIST
 - JW5 Lane Keeping Assist
 - LA1 Highbeam Assist
- JK3 Pixel matrix display
- F68 Heated and electrically adjustable mirrors
- H21 Windshield with filter band
- LD0 Overhead control panel with two reading lights
- Y10 First aid kit
- Y45 Emergency flashlight

BENEFITS**REMARKS**

Depending on model variant some options may not be available or included. Please always consult your Sprinter dealer. For a full description please refer to the individual code page.



RETURN TO PREVIOUS PAGE

SPRINTER 906

C04

ACTIVE SAFETY PLUS PACKAGE W/PARKTRONIC

DETAILS & TECHNOLOGY

- CL4 Multifunction Steering Wheel w/trip computer
- EZ8 PARKTRONIC System (PTS)
- JA5 Light and Rain Sensor
- JP2 Driving Assistance Package
 - Elements include:
 - JA7 Blind Spot Monitoring
 - JA6 COLLISION PREVENTION ASSIST
 - JW5 Lane Keeping Assist
 - LA1 HighBeam Assist
- JK3 Pixel matrix display
- F68 Heated and electrically adjustable mirrors
- H21 Windshield with filter band
- LD0 Overhead control panel with two reading lights
- Y10 First aid kit
- Y45 Emergency flashlight

BENEFITS

REMARKS

Depending on model variant some options may not be available or included. Please always consult your Sprinter dealer. For a full description please refer to the individual code page.

[RETURN TO PREVIOUS PAGE](#)

SPRINTER 906

C05

PREMIUM APPEARANCE PACKAGE

DETAILS & TECHNOLOGY

- F46 Headlamp cleaning system
- LG0 Bi-Xenon headlamps
- RL5 Light-alloy wheels

BENEFITS

REMARKS

Depending on model variant some options may not be available or included. Please always consult your Sprinter dealer. For a full description please refer to the individual code page. Package content may change without notice.

SPRINTER 906

C06

WORKSPACE ACCESS PACKAGE (FLEET ONLY)

DETAILS & TECHNOLOGY

- Additional battery for retrofit
- E36 Cutoff relay for additional battery
- ES2 12 V power outlet in load compartment
- L63 Ceiling lamp in load compartment
- T74 Assist handle, sliding door
- T85 Assist handle, left rear door
- T86 Assist handle, right rear door
- W73 Rear door step

BENEFITS

REMARKS

Depending on model variant some options may not be available or included. Please always consult your Sprinter dealer. For a full description please refer to the individual code page. Package content may change without notice.



RETURN TO PREVIOUS PAGE

SPRINTER 906

C07

CARGO PROTECTION PACKAGE

DETAILS & TECHNOLOGY

- T12 Sliding door, two-stage opening
- V42 Cargo lashing rails, waist line
- VA3 Sidewall paneling, full hardboard
- VC4 Cargo lashing rails, upper
- VV2 Load securing rail system
- YK3 Cargo straps, D-rings

BENEFITS

REMARKS

Depending on model variant some options may not be available or included. Please always consult your Sprinter dealer.
For a full description please refer to the individual code page.
Package content may change without notice.

SPRINTER 906

C08

COLD WEATHER PACKAGE

DETAILS & TECHNOLOGY

- H01 Insulation rear compartment
- H04 Insulation front compartment
- H15 Heated front passenger seat
- H16 Heated driver seat
- H22 Defroster – rear window
- HZ9 Fuel-fired heater booster (17,000 BTU)

BENEFITS

REMARKS

Depending on model variant some options may not be available or included. Please always consult your Sprinter dealer.
For a full description please refer to the individual code page.
Package content may change without notice.



RETURN TO PREVIOUS PAGE

SPRINTER 906

C09

REAR PASSENGER COMFORT PACKAGE

DETAILS & TECHNOLOGY

- ED4 AGM battery, 12 V 95 A
- FF3 Cup holders in passenger compartment
- H08 Air conditioner rear, roof-mounted
- LD4 Convenience lighting in passenger compartment
- U74 Seat armrest, rear seats left
- U75 Seat armrest, rear seats right
- W73 Rear door step

BENEFITS

REMARKS

Depending on model variant some options may not be available or included. Please always consult your Sprinter dealer.
For a full description please refer to the individual code page.
Package content may change without notice.

SPRINTER 906

F01

SWIVEL SEAT PACKAGE (FLEET ONLY)

DETAILS & TECHNOLOGY

- BE2 Handbrake level, folding
- S87 Driver's seat frame, low
- S88 Passenger seat frame, low
- SB1 Comfort driver's seat
- SB2 Comfort passenger seat
- SD2 Seat belt mount deletion
- SR8 Swivel base for driver's seat
- SR9 Swivel base for front passenger seat

BENEFITS

REMARKS

Depending on model variant some options may not be available or included. Please always consult your Sprinter dealer.
For a full description please refer to the individual code page.
Package content may change without notice.



RETURN TO PREVIOUS PAGE

SPRINTER 906

F02

WINDOW FLEET PACKAGE (FLEET ONLY)

DETAILS & TECHNOLOGY

- H22 Defroster – rear window
- VA7 Storage compartment with net in rear doors
- W02 Panel van w/windows all-around
- W16 Fixed window at front left sidewall in left side sliding load compartment door
- W17 Fixed window at front right sidewall in right side sliding load compartment door
- W22 Fixed window, center left
- W23 Fixed window, center right
- W27 Fixed window, rear left
- W28 Fixed window, rear right
- **This will result in an incomplete vehicle. Upfitter is final stage of manufacturer.**

BENEFITS

REMARKS

Depending on model variant some options may not be available or included. Please always consult your Sprinter dealer.
For a full description please refer to the individual code page.
Package content may change without notice.



RETURN TO PREVIOUS PAGE

SPRINTER 906

F03

WINDOW PREP PACKAGE (FLEET ONLY)

DETAILS & TECHNOLOGY

- H22 Defroster – rear window
- P08 Cover for transport
- VA7 Storage compartment with net in rear doors
- W02 Panel van w/windows all-around
- W16 Fixed window at front left sidewall in left side sliding load compartment door
- W17 Fixed window at front right sidewall in right side sliding load compartment door
- W22 Fixed window, center left
- W23 Fixed window, center right
- W27 Fixed window, rear left
- W28 Fixed window, rear right
- W61 Windows in tailgate/rear doors
- W94 Window openings w/o glass
- **This will result in an incomplete vehicle. Upfitter is final stage of manufacturer**

BENEFITS

REMARKS

Depending on model variant some options may not be available or included. Please always consult your Sprinter dealer.
For a full description please refer to the individual code page.
Package content may change without notice.



RETURN TO PREVIOUS PAGE

SPRINTER 906**F04****WIDE-STEP BUMPER PACKAGE (FLEET ONLY)****DETAILS & TECHNOLOGY**

- R91 Spare wheel deletion
- R92 Spare tire carrier deletion
- W75 Step, wide, at rear end

BENEFITS**REMARKS**

Depending on model variant some options may not be available or included. Please always consult your Sprinter dealer.
For a full description please refer to the individual code page.
Package content may change without notice.

SPRINTER 906**F05****REAR WALL DELETION CUTAWAY (FLEET ONLY)****DETAILS & TECHNOLOGY**

- FW1 Rear wall deletion – Chassis Cab
- P08 Cover for transport

BENEFITS**REMARKS**

Depending on model variant some options may not be available or included. Please always consult your Sprinter dealer.
For a full description please refer to the individual code page.
Package content may change without notice.

 RETURN TO PREVIOUS PAGE

SPRINTER 906

F06

INTERIOR TRIM PACKAGE (FLEET ONLY)

DETAILS & TECHNOLOGY

- V21 Luxury interior trim
- V31 Window pillar trim
- V36 Roof trim
- V64 Ashtray, rear



BENEFITS

REMARKS

Depending on model variant some options may not be available or included. Please always consult your Sprinter dealer. For a full description please refer to the individual code page. Package content may change without notice.

SPRINTER 906

F07

WINDOW PREP PACKAGE II (FLEET ONLY)

DETAILS & TECHNOLOGY

- H22 Defroster – rear window
- P08 Cover for transport
- VA7 Storage compartment with net in rear doors
- W02 Panel van w/ windows all-around
- W16 Fixed window at front left sidewall in left sliding load compartment door
- W17 Fixed window at front right sidewall in right sliding load compartment door
- W22 Fixed window, center left
- W23 Fixed window, center right
- W27 Fixed window, rear left
- W28 Fixed window, rear right
- W93 Side window openings w/o glass
- **This will result in an incomplete vehicle. Upfitter is final stage of manufacturer**



BENEFITS

REMARKS

Depending on model variant some options may not be available or included. Please always consult your Sprinter dealer. For a full description please refer to the individual code page. Package content may change without notice.



RETURN TO PREVIOUS PAGE

SPRINTER 906**F08****LOWERED ROOF CUTAWAY PACKAGE (FLEET ONLY)****DETAILS & TECHNOLOGY**

- FA1 Lowered cab roof
- FW1 Rear wall deletion
- F28 Roof and rear wall deletion
- P08 Cover for transport
- ZR5 Special prep – end of roof line

BENEFITS**REMARKS**

Depending on model variant some options may not be available or included. Please always consult your Sprinter dealer.
For a full description please refer to the individual code page.
Package content may change without notice.

SPRINTER 906**F09****SHUTTLE DOOR PREP PACKAGE (FLEET ONLY)****DETAILS & TECHNOLOGY**

- SW1 Seat belt deletion, passenger
- S91 Passenger seat deleted
- S99 Passenger seat pedestal and airbag – deletion

BENEFITS**REMARKS**

Depending on model variant some options may not be available or included. Please always consult your Sprinter dealer.
For a full description please refer to the individual code page.
Package content may change without notice.



RETURN TO PREVIOUS PAGE

SPRINTER 906

F10

AMBULANCE PREP PACKAGE – CAB CHASSIS (FLEET ONLY)

DETAILS & TECHNOLOGY

- E50 Front axle reinforced
- CF4 Chassis for application C
- CF6 Springs and dampers, front, reinforced
- C43 Stabilizer rear axle reinforced
- ED5 Parametric special module (PSM)
- E28 Additional battery for retrofit
- E36 Cutoff relay for additional battery
- E46 12 V power outlet driver seat base
- FZ9 Keys, two additional masters
- F68 Heated and electrically adjustable mirrors
- LV6 Third brake light pre-wiring
- L90 Tail lamp deletion
- MS1 Cruise Control
- M53 High-idle preset
- N63 Bracket for aux. A/C compressor
- Q18 End crossmember bolted
- R65 Spare wheel bracket below frame
- SB1 Comfort driver's seat
- SB2 Comfort passenger's seat
- S62 Seat belts orange, driver and front passenger



BENEFITS

REMARKS

Depending on model variant some options may not be available or included. Please always consult your Sprinter dealer.
For a full description please refer to the individual code page.
Package content may change without notice.



RETURN TO PREVIOUS PAGE

SPRINTER 906

F10

AMBULANCE PREP PACKAGE – CARGO VAN (FLEET ONLY)

DETAILS & TECHNOLOGY

- E46 12 V power outlet driver seat base
- FZ9 Keys, two additional masters
- SB1 Comfort driver's seat
- SB2 Comfort passenger's seat
- E28 Additional battery for retrofit
- E36 Cutoff relay for additional battery
- ED5 Parametric Special Module
- M53 High-idle preset
- F68 Heated and electrically adjustable mirrors
- MS1 Cruise Control
- N63 Bracket for aux. A/C compressor
- S62 Seat belts orange, driver and front passenger
- D03 High roof
- H22 Defroster - rear window
- W17 Fixed window at front right sidewall in right side sliding load compartment door
- W61 Windows in tailgate/rear doors
- **This will result in an incomplete vehicle, upfitter is final stage manufacturer**



BENEFITS

REMARKS

Depending on model variant some options may not be available or included. Please always consult your Sprinter dealer.
For a full description please refer to the individual code page.
Package content may change without notice.

 RETURN TO PREVIOUS PAGE

SPRINTER 906

X01

SUSPENSION SEATING PACKAGE

DETAILS & TECHNOLOGY

- S87 Driver’s seat frame, low
- S88 Passenger seat frame, low
- SB3 Driver suspension seat, comfort version
- SB4 Passenger suspension seat, comfort version



BENEFITS

REMARKS

Depending on model variant some options may not be available or included. Please always consult your Sprinter dealer. For a full description please refer to the individual code page. Package content may change without notice.

SPRINTER 906

X02

PARTITION WITH SLIDING DOOR & PASSENGER JUMP SEAT PACKAGE

DETAILS & TECHNOLOGY

- D64 Bulkhead with sliding door
- S20 Passenger seat foldable
- S99 Passenger seat pedestal and airbag - deletion
- T77 Assist handle w/partition



BENEFITS

REMARKS

Depending on model variant some options may not be available or included. Please always consult your Sprinter dealer. For a full description please refer to the individual code page. Package content may change without notice.



RETURN TO PREVIOUS PAGE

SPRINTER 906

X03

PARTITION WITH SLIDING DOOR W/OUT PASSENGER JUMP SEAT

DETAILS & TECHNOLOGY

- D64 Bulkhead with sliding door
- SD2 Seat belt mount deletion
- S91 Passenger seat deleted
- S99 Passenger seat pedestal and airbag - deletion
- T77 Assist handle w/partition



BENEFITS

REMARKS

Depending on model variant some options may not be available or included. Please always consult your Sprinter dealer.
For a full description please refer to the individual code page.
Package content may change without notice.

SPRINTER 906

X04

MULTIFUNCTION WHEEL/DISPLAY PACKAGE

DETAILS & TECHNOLOGY

- CL4 Multifunction steering wheel
- JK3 Instrument cluster w/pixel matrix display



BENEFITS

REMARKS

Depending on model variant some options may not be available or included. Please always consult your Sprinter dealer.
For a full description please refer to the individual code page.
Package content may change without notice.



RETURN TO PREVIOUS PAGE

SPRINTER 906

X05

FRONT BENCH SEAT PACKAGE

DETAILS & TECHNOLOGY

- S23 Twin front passenger seat
- SC1 Backrest, folding w/table
- S78 Assist handle for inner seat



BENEFITS

REMARKS

Depending on model variant some options may not be available or included. Please always consult your Sprinter dealer.
For a full description please refer to the individual code page.
Package content may change without notice.

SPRINTER 906

X06

HIGH-IDLE FIXED PACKAGE

DETAILS & TECHNOLOGY

- ED5 Parametric special module (PSM)
- M53 High-idle preset



BENEFITS

REMARKS

Depending on model variant some options may not be available or included. Please always consult your Sprinter dealer.
For a full description please refer to the individual code page.
Package content may change without notice.

 RETURN TO PREVIOUS PAGE

SPRINTER 906

X07

HIGH-IDLE VARIABLE PACKAGE

DETAILS & TECHNOLOGY

- ED5 Parametric special module (PSM)
- MT4 High-idle – driver adjustable



BENEFITS

REMARKS

Depending on model variant some options may not be available or included. Please always consult your Sprinter dealer. For a full description please refer to the individual code page. Package content may change without notice.

SPRINTER 906

X08

FRONT HEATING PACKAGE I

DETAILS & TECHNOLOGY

- H04 Heat insulation for front compartment
- H12 Fuel-fired pre-heater/booster (17,000 BTU)
- V07 Rear wall liner – partition cab back



BENEFITS

REMARKS

Depending on model variant some options may not be available or included. Please always consult your Sprinter dealer. For a full description please refer to the individual code page. Package content may change without notice.

 RETURN TO PREVIOUS PAGE

SPRINTER 906

X09

FRONT HEATING PACKAGE II

DETAILS & TECHNOLOGY

- H04 Heat insulation for front compartment
- HZ9 Fuel-fired heater booster (17,000 BTU)
- V07 Rear wall liner – partition cab back



BENEFITS

REMARKS

Depending on model variant some options may not be available or included. Please always consult your Sprinter dealer. For a full description please refer to the individual code page. Package content may change without notice.

SPRINTER 906

X11

HIGH-PERFORMANCE AIR CONDITIONING PACKAGE

DETAILS & TECHNOLOGY

- Passenger Van:
 - ED4 AGM battery, 12 V 95 A
 - H08 Air conditioning rear, roof-mounted
- Cargo and Crew Vans:
 - ED4 AGM battery, 12 V 95 A
 - HH0 Air conditioning system pre-installation
 - HH5 Parts kit, A/C system



**NOTE: BECAUSE OF A DIFFERENT DOCUMENTATION ON CARGO AND CREW VANS:
HH0+HH5 = H08**

BENEFITS

Increase the overall height of the vehicle by approximately 220 mm (approximately 9 inches). The rear A/C includes a roof liner. See H08 for a full rear A/C description.

REMARKS

Depending on model variant some options may not be available or included. Please always consult your Sprinter dealer. For a full description please refer to the individual code page. Package content may change without notice.



RETURN TO PREVIOUS PAGE

SPRINTER 906

X12

CREW VAN HEATING PACKAGE

DETAILS & TECHNOLOGY

- H00 Warm/cool air duct to rear compartment
- H01 Heat insulation for rear compartment
- H04 Heat insulation for front compartment
- HZ9 Fuel-fired heater booster (17,000 BTU)



BENEFITS

REMARKS

Depending on model variant some options may not be available or included. Please always consult your Sprinter dealer. For a full description please refer to the individual code page. Package content may change without notice.

SPRINTER 906

X13

LIGHTING PACKAGE

DETAILS & TECHNOLOGY

- LG0 Bi-Xenon headlamps U.S.
- F46 Headlamp washing system

BENEFITS

REMARKS

Depending on model variant some options may not be available or included. Please always consult your Sprinter dealer. For a full description please refer to the individual code page. Package content may change without notice.



RETURN TO PREVIOUS PAGE

SPRINTER 906

X14

UPFITTER PREP PACKAGE

DETAILS & TECHNOLOGY

- E28 Additional battery for retrofit
- E36 Cutoff relay for additional battery
- E46 12 V power outlet at driver seat base
- ED5 Parametric special module (PSM)
- ES2 12 V power outlet in load compartment
- H00 Warm/cool air duct to rear passenger compartment
- H22 Defroster – rear window
- V31 Window pillar trim
- V36 Rear trim
- VA1 Sidewall paneling waist height PVC
- VA7 Storage compartment with net in rear doors
- W02 Panel van w/windows all-around
- W16 Fixed window at front left sidewall in left side sliding load compartment door
- W17 Fixed window at front right sidewall in right side sliding load compartment door
- W22 Fixed window, center left
- W23 Fixed window, center right
- W27 Fixed window, rear left
- W28 Fixed window, rear right
- **This will result in an incomplete vehicle. Upfitter is final stage manufacturer**

BENEFITS

REMARKS

Depending on model variant some options may not be available or included. Please always consult your Sprinter dealer.
For a full description please refer to the individual code page.
Package content may change without notice.



RETURN TO PREVIOUS PAGE

SPRINTER 906**X15****WINDOWS AND MIRROR PACKAGE****DETAILS & TECHNOLOGY**

- F35 Window in cab rear wall
- F61 Interior rear view mirror

**BENEFITS****REMARKS**

Depending on model variant some options may not be available or included. Please always consult your Sprinter dealer.
For a full description please refer to the individual code page.
Package content may change without notice.

SPRINTER 906**X16****PARKTRONIC PACKAGE****DETAILS & TECHNOLOGY**

- EZ8 PARKTRONIC System (PTS)
- F68 Heated and electrically adjustable mirrors

**BENEFITS****REMARKS**

Depending on model variant some options may not be available or included. Please always consult your Sprinter dealer.
For a full description please refer to the individual code page.
Package content may change without notice.



RETURN TO PREVIOUS PAGE

SPRINTER 906**X17****SUSPENSION PACKAGE I****DETAILS & TECHNOLOGY**

- C42 Stabilizer, rear axle, under frame
- C43 Stabilizer, rear axle, reinforced
- C45 Stabilizer, reinforced at front axle
- CF4 Chassis for application C
- CF6 Springs and dampers, front, reinforced

NOTE: FOR A FULL DESCRIPTION PLEASE REFER TO THE INDIVIDUAL CODE PAGES.

BENEFITS**REMARKS**

Depending on model variant some options may not be available or included. Please always consult your Sprinter dealer.
For a full description please refer to the individual code page.
Package content may change without notice. Please see Suspension Matrix.

SPRINTER 906**X18****SUSPENSION PACKAGE II****DETAILS & TECHNOLOGY**

- C33 Firmer rear springs
- CF5 Chassis for application D
- CF6 Springs and dampers, front, reinforced

NOTE: CHASSIS CAB ONLY SUSPENSION

BENEFITS**REMARKS**

Depending on model variant some options may not be available or included. Please always consult your Sprinter dealer.
For a full description please refer to the individual code page. Package content may change without notice. Please see Suspension Matrix. For a full description please refer to the individual code pages.



RETURN TO PREVIOUS PAGE

SPRINTER 906

X19

SUSPENSION PACKAGE III

DETAILS & TECHNOLOGY

- CF2 Chassis for application A
- C42 Stabilizer, rear axle, under frame
- C45 Stabilizer, reinforced at front axle

NOTE: X19 IS STANDARD ON 2500 CARGO VAN WITH 144" WHEELBASE AND ALL 3500 CAB CHASSIS.

BENEFITS

REMARKS

Depending on model variant some options may not be available or included. Please always consult your Sprinter dealer. For a full description please refer to the individual code page. Package content may change without notice. Please see Suspension Matrix. For a full description please refer to the individual code pages.

SPRINTER 906

X20

SUSPENSION PACKAGE IV

DETAILS & TECHNOLOGY

- CF3 Chassis for application B
- C43 Stabilizer, rear axle reinforced
- C45 Stabilizer, reinforced at front axle

NOTE: 3500 SPRINTER CARGO & CHASSIS CAB ONLY. FOR A FULL DESCRIPTION PLEASE REFER TO THE INDIVIDUAL CODE PAGES.

BENEFITS

REMARKS

Depending on model variant some options may not be available or included. Please always consult your Sprinter dealer. For a full description please refer to the individual code page. Package content may change without notice. Please see Suspension Matrix. For a full description please refer to the individual code pages.



RETURN TO PREVIOUS PAGE

SPRINTER 906

X21

HEAVY DUTY FRONT AXLE PACKAGE

DETAILS & TECHNOLOGY

- A50 Front axle reinforced
- CF6 Springs and dampers, front, reinforced

NOTE: ONLY AVAILABLE ON 3500 CARGO AND CAB CHASSIS.

BENEFITS

REMARKS

Depending on model variant some options may not be available or included. Please always consult your Sprinter dealer. For a full description please refer to the individual code page. Package content may change without notice. Please see Suspension Matrix.

SPRINTER 906

X22

TRAILER HITCH PACKAGE

DETAILS & TECHNOLOGY

Cargo 2500 (all WB)
Cargo 3500 170 ext WB
Passenger Vans (all WB):

- E40 Trailer hitch prep package
- Q24 Trailer crossmember 5,000 lbs. capacity

Cargo 3500 with 144 WB and 170 WB

Chassis Cab (all WB):

- E40 Trailer hitch prep package
- QA2 Trailer crossmember 7,000 lbs. capacity



BENEFITS

REMARKS

Note:

The trailer hitch wiring E40 supports the wiring of an aftermarket trailer brake controller. Please review the "Trailer Brake Control Prep" on the www.UpfitterPortal.com.

Depending on model variant some options may not be available or included. Please always consult your Sprinter dealer. For a full description please refer to the individual code page. Package content may change without notice.

 RETURN TO PREVIOUS PAGE

SPRINTER 906

X23

FLOOR PACKAGE

DETAILS & TECHNOLOGY

- V35 Wheelhouse covering
- V46 Rear floor covering, rubber
- V43 Cargo Van wood floor



BENEFITS

REMARKS

Depending on model variant some options may not be available or included. Please always consult your Sprinter dealer. For a full description please refer to the individual code page. Package content may change without notice.



RETURN TO PREVIOUS PAGE

SPRINTER 906

X24

CREW CAB PACKAGE

DETAILS & TECHNOLOGY

- E46 12 V power outlet driver seat base
- ES2 12 V power outlet load compartment
- FF3 Cup holder in passenger compartment
- H00 Warm/cool air duct to rear compartment
- SD0 ISOFIX child seat
- U62 Three-seater bench in passenger first row narrow
- U74 Seat armrest, rear seats left
- U75 Seat armrest, rear seats right
- V36 Rear trim
- V40 Floor anchors for rear seat bench
- W16 Fixed window at front left sidewall in left side sliding load compartment door
- W17 Fixed window at front right sidewall in right side sliding load compartment door



BENEFITS

REMARKS

- Approximate cargo bed length:
 - 144 WB: 89.5 in.
 - 170 WB: 130.3 in.

Depending on model variant some options may not be available or included. Please always consult your Sprinter dealer. For a full description please refer to the individual code page. Package content may change without notice.



RETURN TO PREVIOUS PAGE

SPRINTER 906**X25****REAR WINDOW PACKAGE****DETAILS & TECHNOLOGY**

- VA7 Storage compartment with net in rear doors
- W61 Windows in tailgate/rear doors

**BENEFITS****REMARKS**

Depending on model variant some options may not be available or included. Please always consult your Sprinter dealer. For a full description please refer to the individual code page. Package content may change without notice.

SPRINTER 906**X26****SPARE TIRE DELETION PACKAGE****DETAILS & TECHNOLOGY**

- R91 Spare wheel deletion
- R92 Spare tire carrier deletion

BENEFITS**REMARKS**

Depending on model variant some options may not be available or included. Please always consult your Sprinter dealer. For a full description please refer to the individual code page. Package content may change without notice.

 RETURN TO PREVIOUS PAGE

SPRINTER 906

X27

ADDITIONAL BATTERY PACKAGE

DETAILS & TECHNOLOGY

- E28 Additional battery for retrofit
- E36 Cutoff relay for additional battery



BENEFITS

REMARKS

Depending on model variant some options may not be available or included. Please always consult your Sprinter dealer. For a full description please refer to the individual code page. Package content may change without notice.



RETURN TO PREVIOUS PAGE

SPRINTER 906**X29****HIGH RANGE 4X4 (V6 MODELS ONLY)****DETAILS & TECHNOLOGY**

- C42 Stabilizer, rear axle, under frame
- C45 Stabilizer reinforced at front axle
- T75 Door-mounted assist handles, driver and passenger
- ZG1 4x4 - High Range

BENEFITS**REMARKS**

Depending on model variant some options may not be available or included. Please always consult your Sprinter dealer. For a full description please refer to the individual code page. Package content may change without notice.



RETURN TO PREVIOUS PAGE

SPRINTER 906**X30****LOW & HIGH RANGE 4X4 (V6 MODELS ONLY)****DETAILS & TECHNOLOGY**

- C42 Stabilizer, rear axle, under frame
- C45 Stabilizer reinforced at front axle
- KB7 24.5-gallon fuel tank
- Deletion of BlueEFFICIENCY badge
- T75 Door-mounted assist handles, driver and passenger
- ZG3 4x4 - High Range w/low range transfer case

BENEFITS**REMARKS**

Depending on model variant some options may not be available or included. Please always consult your Sprinter dealer. For a full description please refer to the individual code page. Package content may change without notice.

SPRINTER 906**X30****LOW & HIGH RANGE 4X4 (V6 MODELS ONLY)****DETAILS & TECHNOLOGY**

- C42 Stabilizer, rear axle, under frame
- C45 Stabilizer reinforced at front axle
- T75 Door-mounted assist handles, driver and passenger
- ZG3 4x4 - High Range w/low range transfer case

BENEFITS**REMARKS**

Depending on model variant some options may not be available or included. Please always consult your Sprinter dealer. For a full description please refer to the individual code page. Package content may change without notice.



RETURN TO PREVIOUS PAGE

SPRINTER 906**X31****SUPER SINGLE TIRES****DETAILS & TECHNOLOGY**

- RH9 Super Single tires rear 285/65 R16 C
- RS5 Stell wheels: 8.5 J X 16 Rear; 6.5 J X 16 Front
- C36 Rear springs adapted for GVWR 110,140 lbs.

BENEFITS**REMARKS**

Depending on model variant some options may not be available or included. Please always consult your Sprinter dealer. For a full description please refer to the individual code page. Package content may change without notice.



RETURN TO PREVIOUS PAGE

SPRINTER 906**A50****FRONT AXLE REINFORCED****DETAILS & TECHNOLOGY**

On all 3500 vehicles with 9,990 lbs. and 11,030 lbs. gross vehicle weight rating (GVWR), the front gross axle weight rating (GAWR) is increased from the standard 4,080 lbs. to 4,410 lbs.

BENEFITS

- Allows heavier cab bodies and equipment that impose a greater strain on the front axle
- Higher front axle load distribution possible
- The higher-capacity front axle allows heavier cabs and special equipment

REMARKS

Please see the Suspension Matrix section.



RETURN TO PREVIOUS PAGE

SPRINTER 906

AR2

AXLE RATIO 1 : 3.923

DETAILS & TECHNOLOGY

Each vehicle is specified with an appropriate final-drive ratio, which varies according to model/engine version. The standard final-drive ratio is matched to the particular model version, taking the factors of economy, exhaust emissions, torque and maximum speed into account. However, depending on the actual operating profile, another ratio may be more appropriate.

BENEFITS

- Matching of tractive force and top speed to the corresponding application
- Optimization of fuel consumption based on configuration of the drive train, vehicle application and operating rate as well as the topography of the transport routes

A lower final-drive ratio provides more torque at the wheels and is recommended e.g., for frequent hill climbing or if the vehicle will be regularly used with a trailer. Although a higher final-drive ratio provides less torque, it offers a higher top speed and can be recommended, for example, for constant-speed motorway driving in flat terrain.

REMARKS

Standard on 2500 models.

[RETURN TO PREVIOUS PAGE](#)

SPRINTER 906

AR3

AXLE RATIO 1 : 4.182

DETAILS & TECHNOLOGY

Each vehicle is specified with an appropriate final-drive ratio, which varies according to model/engine version. The standard final-drive ratio is matched to the particular model version, taking the factors of economy, exhaust emissions, torque and maximum speed into account. However, depending on the actual operating profile, another ratio may be more appropriate.

BENEFITS

- Matching of tractive force and top speed to the corresponding application
- Optimization of fuel consumption based on configuration of the drive train, vehicle application and operating rate as well as the topography of the transport routes

A lower final-drive ratio provides more torque at the wheels and is recommended e.g., for frequent hill climbing or if the vehicle will be regularly used with a trailer. Although a higher final-drive ratio provides less torque, it offers a higher top speed and can be recommended, for example, for constant-speed motorway driving in flat terrain.

REMARKS

Standard on 3500 models.



RETURN TO PREVIOUS PAGE

SPRINTER 906

AR4

AXLE RATIO 1 : 4.364

DETAILS & TECHNOLOGY

Each vehicle is specified with an appropriate final-drive ratio, which varies according to model/engine version. The standard final-drive ratio is matched to the particular model version, taking the factors of economy, exhaust emissions, torque and maximum speed into account. However, depending on the actual operating profile, another ratio may be more appropriate.

BENEFITS

- Matching of tractive force and top speed to the corresponding application
- Optimization of fuel consumption based on configuration of the drive train, vehicle application and operating rate as well as the topography of the transport routes

A lower final-drive ratio provides more torque at the wheels and is recommended e.g., for frequent hill climbing or if the vehicle will be regularly used with a trailer. Although a higher final-drive ratio provides less torque, it offers a higher top speed and can be recommended, for example, for constant-speed motorway driving in flat terrain.

REMARKS

Available on 4-cylinder 3500 vehicles only. Must have 4CE package.



RETURN TO PREVIOUS PAGE

SPRINTER 906

BB9

ELECTRONIC STABILITY PROGRAM (ESP®9I) - ADAPTIVE

DETAILS & TECHNOLOGY

The adaptive Electronic Stability Program ESP® Version 9i has a better braking performance in the wet (Brake Disc Wipe) and a faster braking response (Electronic Brake Prefill) in an emergency than the preceding version. Pedal feedback and noise characteristics have also improved:

Brake Disc Wipe: In rainy conditions, the brakes are slightly engaged to wipe water of the brake discs, so that full braking performance is assured in the event of hard braking.

Electronic Brake Prefill: If the driver's foot is suddenly and rapidly removed from the accelerator, the brakes are lightly engaged to eliminate the air gap between the brake pad and disc. This ensures that full brake performance is available in the event of hard braking.

EBD - Electronic Brake Force Distribution: This system helps to prevent the rear wheels from locking before the front wheels, when braking.

ABS - Anti-lock Braking System: Helps to prevent the wheels from locking.

ASR - Acceleration Skid Control: Regulates wheel spin by intervening in the engine management and by braking the driving wheels. A deactivation switch allows engine intervention to be switched off at lower speeds and the slip threshold to be raised.

BAS® - Brake Assist: If an emergency braking situation is detected, this system actively increases braking pressure up to the slip threshold.

ROM - Roll Over Mitigation: This system helps to detect rollover tendencies during maneuvers with low road speed and high lateral acceleration.

RMI - Roll Movement Intervention: This system helps to detect rollover tendencies in dynamic maneuvers and in high-speed evasive maneuvers with a high lateral acceleration.

LAC - Load Adaptive Control: The system helps determine the gross vehicle weight and supports the ESP® control function, depending on the vehicle load.

EUC - Enhanced Understeering Control: The system helps to stabilize the vehicle in the event of heavy under steer.

TSA - Trailer Stability Assist: The system helps reducing trailer jackknifing in two phases. Sensors monitor the amplitude of the swinging movements. As soon as they detect an unstable situation, a first stabilizing phase is initiated, consisting in an asymmetrical braking intervention at the front axle, alternating on the left and on the right sides. If this asymmetrical braking action proves insufficient, the second phase is added to the first. In this second phase, the vehicle is slowed down by brake interventions at all four wheels and by an engine torque reduction. This system is active ex-factory if a trailer tow hitch is installed at the factory.

ESP® - Electronic Stability Program: ESP® interfaces with both the brake system and the engine management. It continuously monitors the signals from the steering angle sensor, wheel speed sensors, lateral acceleration sensor and yaw sensor, allowing it to assist the driver if instability is detected. In critical situations, ESP® actively intervenes in the engine management and brake system and assists the driver by generating braking forces to restore directional stability. When ESP® and ASR interventions are taking place, the ESP® warning light comes on in the speedometer. If acceleration skid control is deactivated by pressing the ASR-OFF switch, the ESP® warning light comes on continuously. If a driving situation occurs in which instability is detected, ESP® intervenes and ASR is switched back on again. At speeds over 60 km/h (37 mph) ASR is always active, i.e., if the system has been deactivated it is automatically reactivated when the vehicle accelerates to a speed above 60 km/h and cannot be deactivated. When the speed falls below 60 km/h (37 mph), ASR is deactivated again and the warning light comes on. Even with ASR switched off, the ESP® warning light flashes when the tires have reached their friction limit.

BENEFITS

REMARKS

The Trailer Stability Assist system is only activated if a trailer tow hitch is installed at the factory. The adaptive Electronic Stability Program ESP® Version 9i has a better braking performance in the wet (Brake Disc Wipe) and a faster braking response (Electronic Brake Prefill) in an emergency than the preceding version. This provides the following advantages:

- Helps to prevent the wheels from locking when braking, thereby maintaining steerability
- The function controls drive slip by intervening in the engine management system and building up brake pressure at the drive wheels
- If an emergency braking situation is detected, the system actively increases braking pressure up to the locking threshold to achieve a shorter braking distance
- The risk of a roll-over during rapid evasive action with high lateral acceleration is reduced
- Measures and takes the vehicle weight into account, so that ESP® can regulate the braking intervention according to the vehicle load
- During trailer operation, the system is able to reduce trailer jackknifing in two phases



RETURN TO PREVIOUS PAGE

SPRINTER 906

BE2

HANDBRAKE LEVER, FOLDING

DETAILS & TECHNOLOGY

Installation of a lowerable parking brake lever. This parking brake lever can be lowered even when the parking brake is on.



BENEFITS

Allows a driver's swivel seat to be swiveled when the parking brake is engaged.

REMARKS

If required, the low seat base frame for driver and co-driver must be ordered separately using code S87/S88.

SPRINTER 906

C33

FIRMER REAR SPRINGS

DETAILS & TECHNOLOGY

Installation of dual-leaf springs, which feature a steeper spring characteristic curve than standard springs. They are stiffer.

BENEFITS

Greater roll resistance under heavy rear loads. In conjunction with the stabilizing package, the firmer rear springs provide greater roll resistance but without compromising ride comfort. With a load of 2,250 kg (5,000 lbs.) on the rear axle, spring travel is reduced by approximately 21 mm. There is no change in the unladen height of the vehicle.

REMARKS

Can negatively affect the ride comfort (bouncy) if the vehicle does not have a very heavy upfit or constantly operating near maximum GVWR. This code cannot be ordered individually.



RETURN TO PREVIOUS PAGE

SPRINTER 906**C38****REAR SPRINGS (SINGLE)****DETAILS & TECHNOLOGY**

Single-leaf rear springs specially designed for all vehicles with 8,550 GVWR (XL8).

BENEFITS

Adapted suspension characteristics. Adapts the rear suspension to the higher rear axle load rating, thereby maintaining a high standard of ride comfort.

REMARKS**SPRINTER 906****C39****REAR SPRINGS (DUAL)****DETAILS & TECHNOLOGY**

Dual-rate two-leaf rear springs provide different spring rates depending on vehicle payload. When the vehicle is empty or only lightly laden, only the main spring leaf is operational. If the vehicle is more heavily laden, the second spring leaf also comes into play.

BENEFITS

High suspension comfort. Greater ride comfort when vehicle is unladen, and appropriate firmness when carrying a heavier payload.

REMARKS



RETURN TO PREVIOUS PAGE

SPRINTER 906

C40

STABILIZER FRONT AXLE

DETAILS & TECHNOLOGY

A stabilizer is mounted to the control arms and axle housing. The stabilizer is a torsion bar made of spring steel and is fitted transversely to the direction of travel. It exerts its stabilizing effect under unilateral compression. If there is equal compression on both sides, the stabilizer has no effect.



BENEFITS

- Reduces roll
- Improved road holding even with an unequally distributed load

The stabilizer prevents roll, which can occur when cornering with a load that has a high center of gravity or when the front axle load is unequally distributed.

REMARKS

Generally recommended on bodies with a high center of gravity/tall bodies. This code cannot be ordered individually.

SPRINTER 906

C42

STABILIZER, REAR AXLE, UNDER FRAME

DETAILS & TECHNOLOGY

The stabilizer is fitted behind the axle and attached at two points to the axle tube and at two points to the frame. It is a torsion bar made of spring steel and is fitted transversely to the direction of travel and parallel to the axle. It only exerts its stabilizing effect under unilateral compression. If there is equal compression on both sides, the stabilizer has no effect.

BENEFITS

- Reduces roll
- Improved road holding even with an unequally distributed load
- The stabilizer reduces roll, which can occur for example when cornering with a load that has a high center of gravity or when the rear axle load is unequally distributed

REMARKS

Generally recommended on bodies with a high center of gravity/tall bodies. This code cannot be ordered individually.

[RETURN TO PREVIOUS PAGE](#)

SPRINTER 906

C43

STABILIZER, REAR AXLE, REINFORCED

DETAILS & TECHNOLOGY

The higher-capacity stabilizer has a larger diameter than the standard version. The stabilizer is fitted behind the axle and attached at two points to the axle tube and at two points to the frame. It is a torsion bar made of spring steel and is fitted transversely to the direction of travel and parallel to the axle. It only exerts its stabilizing effect under unilateral compression. If there is equal compression on both sides, the stabilizer has no effect.

BENEFITS

Reduces roll. The higher-capacity stabilizer has a more powerful stabilizing effect than the standard version. It reduces roll, which can occur for example when cornering with a load that has a high center of gravity.

REMARKS

Generally recommended on bodies with a high center of gravity. This code cannot be ordered individually.

SPRINTER 906

C45

STABILIZER, REINFORCED AT FRONT AXLE

DETAILS & TECHNOLOGY

A reinforced (larger-diameter) stabilizer is mounted to the control arms and axle housing. The stabilizer is a torsion bar made of spring steel and is fitted transversely to the direction of travel. The stabilizing effect is exerted only under one-sided compression. If there is equal compression on both sides, the stabilizer has no effect.

BENEFITS

- Improved roadholding even with an unequally distributed load
- Reduces roll
- The reinforced stabilizer has a more powerful stabilizing effect than the standard version. It reduces body roll, which occurs, for example, when cornering with a load that has a high center of gravity or when the front axle load is distributed unequally

REMARKS

This stabilizer is recommended for camper vans and vehicles with a similarly high center of gravity, for example, box-body vehicles with loading tailgates, vehicles with elevating platforms or refrigerated box bodies. This code cannot be ordered individually.



RETURN TO PREVIOUS PAGE

SPRINTER 906

C47

SHOCK ABSORBERS REINFORCED

DETAILS & TECHNOLOGY

Installation of two shock absorbers on the rear axle that feature stiffer damping than standard shock absorbers. In addition, sealing elements that are less sensitive to temperature are used. This prolongs the service life.

BENEFITS

Longer service life for vehicles that are regularly used under punishing conditions. Recommended for vehicles that regularly carry high loads (e.g., trailer operation, full use of payload, on tractor units).

REMARKS

SPRINTER 906

C72

BUMPERS FRONT/REAR PRIMED

DETAILS & TECHNOLOGY

The bumpers and corner sections are not pre-coated in the standard color but are painted pure white (MB 9678). This coating makes it possible to apply a topcoat in any desired color.



BENEFITS

Allows subsequent painting. The bumpers and corner sections are paintable in a different shade or shades, for example by a body manufacturer. Allows vehicles to be repainted e.g., in fleet livery. Note: Not available with step bumper W73. Side moldings can also be ordered primed (sales code CM9).

REMARKS



RETURN TO PREVIOUS PAGE

SPRINTER 906**CE8****RAISED REAR BODY MOUNTS (RV ONLY)****DETAILS & TECHNOLOGY**

Thirty-five millimeter (1.38 inches) tall spacers are fitted on the left and right side between the rear springs (center) and the axle spring saddle. (Part fits between leaf spring and axle.)

**BENEFITS**

- More space between frame and road
- Improved departure angle
- Provides more space under the frame for fitting special attachments and improve vehicle rear ramp angle

REMARKS**SPRINTER 906****CF2****CHASSIS FOR APPLICATION A****DETAILS & TECHNOLOGY**

This package code involves the installation of reinforced front stabilizers and rear stabilizers (2500 Sprinters) or reinforced rear stabilizers (3500 Sprinters).

BENEFITS

Please see the Suspension Matrix Section.

REMARKS

CF2 is standard equipment on 2500 Cargo 144 wheelbase and all 3500 Cab Chassis.



RETURN TO PREVIOUS PAGE

SPRINTER 906**CF3****CHASSIS FOR APPLICATION B****DETAILS & TECHNOLOGY**

This package code involves the installation of reinforced front stabilizers and reinforced rear stabilizers.

BENEFITS

Please see the Suspension Matrix section.

REMARKS

This package is only available for Cab Chassis.

SPRINTER 906**CF4****CHASSIS FOR APPLICATION C****DETAILS & TECHNOLOGY**

This package code involves the installation of reinforced front stabilizers, reinforced shock absorbers and depending on the gross vehicle weight, also a reinforced front axle. Shock absorbers with even better model-specific tuning are installed on the 3.88 T (8,550 lbs.) variant.

BENEFITS

Please see the Suspension Matrix section.

REMARKS



RETURN TO PREVIOUS PAGE

SPRINTER 906**CF5****CHASSIS FOR APPLICATION D****DETAILS & TECHNOLOGY**

With this package code, harder rear springs and the reinforced front axle are fitted.

**BENEFITS**

Please see the Suspension Matrix section.

REMARKS**SPRINTER 906****CF6****SPRINGS AND DAMPERS, FRONT, REINFORCED****DETAILS & TECHNOLOGY**

In all 3500 Sprinters, if equipped, a reinforced front axle is installed in place of the standard front axle. The front springs and shock absorbers of this axle are reinforced.

BENEFITS

Please see the Suspension Matrix section.

REMARKS



RETURN TO PREVIOUS PAGE

SPRINTER 906

CL1

ADJUSTABLE STEERING WHEEL

DETAILS & TECHNOLOGY

The steering wheel is manually adjustable for height and reach. To provide a large adjustment range, the wheel can be tilted in a range between 28 and 32 degrees from the vertical and can be adjusted axially by 40 mm. The adjustment is performed by means of a lever on the steering column.



BENEFITS

- An ergonomic seating position can be adopted
- More comfortable seating posture and enhanced driver fitness

The adjustable steering wheel provides better adaptation to individual requirements and to the size of the driver. The ergonomic seating posture helps to maintain driver fitness on longer journeys. Allows for quick and easy steering wheel adjustment following a change of driver.

REMARKS

SPRINTER 906

CL4

MULTIFUNCTION STEERING WHEEL – W/TRIP COMPUTER

DETAILS & TECHNOLOGY

Installation of a multifunction steering wheel with eight steering wheel buttons. In addition to operating the horn, also allows operation of the onboard computer, radio and phone. Steering wheel buttons (left): select onboard computer menu, scroll up/down through onboard computer menu. Steering wheel buttons (right): volume +/- and place/answer or end a telephone call.



BENEFITS

Enhanced comfort. The multifunction steering wheel enables a wide variety of functions to be accessed and set, e.g., trip computer, radio volume, phone, ASSYST. Enables the driver to keep both hands on the steering wheel. Note: The multifunction steering wheel does not support radio prep ERO.

REMARKS



RETURN TO PREVIOUS PAGE

SPRINTER 906

CL9

ECO POWER STEERING PUMP

DETAILS & TECHNOLOGY

The ECO Power Steering Pump reduces, with low need of the steering over a bypass valve, the flow rate of the steering gear whereby the necessary input power can be reduced with results of less fuel consumption. The ECO Power Steering Pump will be triggered over the Electronic Stability Program ESP® control unit.



BENEFITS

REMARKS

SPRINTER 906

CM9

PRIMED SIDEWALL MOLDINGS

DETAILS & TECHNOLOGY

The side plastic molding panels are primed in white to be painted with aftermarket paint.



BENEFITS

Allows subsequent painting. The rub strips are paintable in a different shade or shades, for example by a body manufacturer. Allows vehicles to be repainted e.g., in fleet livery.

REMARKS

Front and rear bumpers can also be ordered primed (sales code C72).

NOTE: PLEASE REFER TO THE BODY BUILDER INFORMATION BOOK OR CONTACT SPRINTER ENGINEERING FOR PAINTING VEHICLE WITH CODE JP2 AND EZ8.



RETURN TO PREVIOUS PAGE

SPRINTER 906

CT1

REAR SPRING VIBRATION ABSORBERS

DETAILS & TECHNOLOGY

Installation of two vibration dampers each on the left and right rear spring. They are made from rubber that absorbs the vibrations.



BENEFITS

Reduces resonant vibrations. The vibration damper lowers resonant vibrations of the rear springs and thus hinders noise development.

REMARKS

The dampers are standard on Passenger Vans and available on 2500 Cargo Vans.

SPRINTER 906

D03

HIGH ROOF

DETAILS & TECHNOLOGY

Includes high sidewalls and higher rear doors, giving an interior height in the load passenger compartment of approximately 1940 mm (76.4").

- The rear doors are 1840 mm high (62" w x 72" h)
- The sliding load-compartment doors, are 1820 mm high (51" w x 72" h)
- The maximum roof load evenly distributed over the whole area of the roof is 150 kg (330 lbs.)



BENEFITS

- Increased load space
- Taller door apertures
- Room to stand upright in the load compartment

The high sidewalls provide increased load space in the panel van and offer room to stand up. Tall, bulky objects can be loaded and unloaded more easily due to the taller door apertures.

REMARKS



RETURN TO PREVIOUS PAGE

SPRINTER 906

D05

SUPER HIGH ROOF (UNPAINTED)

DETAILS & TECHNOLOGY

The Super High Roof consists of a fiberglass-reinforced plastic roof shell (color: near arctic white) attached to the high sidewall by means of a bonding frame. The roof itself is unlined and the space between the roof shell and the driver's/co-driver's roof lining is enclosed. The interior height is about 84.3 inches (2140 mm). The dimensions of the rear doors and the sliding load compartment doors are equivalent to code D03 (high roof and rear doors).

In conjunction with a bulkhead, an optional stowage compartment (code FF4) can be fitted above the driver's side roof lining, which can only be accessed from the load compartment. The opening of the stowage compartment measures 52 inches (1320 mm) in width and 13.8 inches (350 mm) in height. The compartment has a depth of about 21.7 inches (550 mm). It can hold up to 77 lbs. (35 kg). If the bulkhead is combined with a sliding door (code D64), the stowage compartment is omitted and the space between the top of the bulkhead and the roof is enclosed with a cover plate.



BENEFITS

Increased load volume.

REMARKS

Roof loads are not permitted.

SPRINTER 906

D06

SUPER HIGH ROOF (PAINTED IN VEHICLE COLOR)

DETAILS & TECHNOLOGY

The Super High Roof consists of a fiberglass-reinforced plastic roof shell (painted in vehicle color) attached to the high sidewall by means of a bonding frame. The roof itself is unlined and the space between the roof shell and the driver's/co-driver's roof lining is enclosed. The interior height is about 84.3 inches (2140 mm). The dimensions of the rear doors and the sliding load compartment doors are equivalent to code D03 (high roof and rear doors).

In conjunction with a bulkhead, an optional stowage compartment (code FF4) can be fitted above the driver's side roof lining, which can only be accessed from the load compartment. The opening of the stowage compartment measures 52 inches (1320 mm) in width and 13.8 inches (350 mm) in height. The compartment has a depth of about 21.7 inches (550 mm). It can hold up to 77 lbs. (35 kg). If the bulkhead is combined with a sliding door (code D64), the stowage compartment is omitted and the space between the top of the bulkhead and the roof is enclosed with a cover plate.



BENEFITS

Increased load volume.

REMARKS

Roof loads are not permitted.



RETURN TO PREVIOUS PAGE

SPRINTER 906

D13

ROOF RAILS

DETAILS & TECHNOLOGY

Two recessed longitudinal stainless steel C-rails are bolted to the roof. Maximum roof load (including basic carrier bars) is 50 kg (110 lbs.) per crossbar. Maximum roof load for the standard roof is 300 kg (660 lbs.) (six crossbars) and 150 kg (330 lbs.) for the high roof (code D03) (three cross bars).



BENEFITS

Allows roof carriers to be fitted. The roof rails allow roof racks, roof boxes and other accessories to be fitted.

REMARKS

The roof rails can be retrofitted.

- 144 WB: B6 656 0752
- 170 WB: B6 656 0753
- 170 WB Ext: B6 656 0754

SPRINTER 906

D22

FIXED SUN ROOF (REAR ROOF SECTION)

DETAILS & TECHNOLOGY

144" WB vehicles are with two (2) fixed sunroofs that are installed in the front and rear sections of the load/passenger compartment. The dimensions of each sunroof are about 33" x 16" (830 x 400 mm). 170" WB vehicles and 170" WB Ext. vehicles are fitted, in addition to the two above-mentioned sunroofs, with two further fixed sunroofs in the rear section of the roof. The dimensions are approximately 7" x 20" (170 x 520 mm) on vehicles with Super High Roof (D05 and D06), the fiberglass-reinforced plastic roof shell is fitted with translucent skylights instead of sunroofs. These skylights are made from translucent composite material. Depending on wheelbase and body length four (144" WB) or five (170" WB) skylights may be fitted.



BENEFITS

- Load compartment admits more light, for easier working, etc.
- Greater amount of daylight entering the load compartment provides better working conditions, e.g., in mobile workshops and parcel delivery vehicles.

REMARKS

Not available for Passenger Vans or vans with roof A/C (H08).



RETURN TO PREVIOUS PAGE

SPRINTER 906

D50

CARGO PARTITION

DETAILS & TECHNOLOGY

A gray sheet-metal full bulkhead is installed inside the cargo area and attached to the B-pillar. The material of the partition is steel. Before driving always secure your cargo using the tie down system standard in all Sprinters.



BENEFITS

- Serves to secure load, in conjunction with floor mounted lashing D-rings
- Front cab can be heated up more quickly
- Keeps dirt, dust and odors produced by the load out of the driver's compartment
- In cold temperatures the driver's section can be heated more quickly

REMARKS

SPRINTER 906

D51

CARGO PARTITION W/ FIXED WINDOW

DETAILS & TECHNOLOGY

The panel van is fitted with a gray metal-full bulkhead with central fixed window, size 1300 x 340 mm (51.2" x 13.4")

- Serves to secure load, in conjunction with load-securing D-rings
- Cab can be heated up more quickly
- Allows visual checking of cargo area
- Keeps dirt, dust and odors produced by the load out of the driver's compartment
- Provides view of rear traffic if windows are fitted in the rear doors (W61, W78)
- In cold temperatures the driver's section can be heated more quickly



BENEFITS

Fitting the bulkhead – in conjunction with the lashing eyelets – makes it possible to secure the load in accordance with regulations. It also makes it possible to stack the load so it can be restrained by direct means. In cold temperatures the driver's section can be heated more quickly. The window allows the driver to keep an eye on the cargo and, if windows are fitted in the rear doors (W61, W78), also provides a view to the rear.

REMARKS



RETURN TO PREVIOUS PAGE

SPRINTER 906

D53

CARGO PARTITION W/ SLIDING WINDOW

DETAILS & TECHNOLOGY

The panel van is fitted with a gray sheet-metal bulkhead with central sliding window, size 1300 x 340 mm (51.2" X 13.4").



BENEFITS

- Serves to secure load, in conjunction with lashing eyelets
- Cab can be heated up more quickly
- Allows visual checking of load compartment
- Makes it possible to communicate verbally between the cab and the load compartment
- Keeps dirt, dust and odors produced by the load out of the driver's compartment
- When rear door windows (W61, W78) are fitted, provides a view to rear traffic
- In cold temperatures the driver's section can be heated more quickly

REMARKS

SPRINTER 906

D62

CARGO PARTITION PROVISIONS

DETAILS & TECHNOLOGY

Mounting of a different B-pillar cover. The gray cover is designed such that it will allow a bulkhead to be retrofitted. There are mounting holes in the B-pillar and roof bow. If no bulkhead is fitted, the B-pillars and roof bow facing the cargo compartment are exposed.



BENEFITS

Allows retrofitting of a bulkhead. The pre-installation allows body manufacturers to retrofit either a Mercedes-Benz bulkhead or an aftermarket solution.

REMARKS

Before driving always secure your cargo using the floor-mounted tie down system standard in all Sprinters.



RETURN TO PREVIOUS PAGE

SPRINTER 906

D64

BULKHEAD WITH SLIDING DOOR

DETAILS & TECHNOLOGY

The bulkhead with sliding door is situated in the B-pillar area. The sliding door is fitted with a door lock and locking cylinder. From the driver's side, the sliding door is opened by means of the vehicle key, and from the load compartment side by means of a lever on the door lock. The aluminum sliding door is 577 mm wide, 1775 mm high and 17 mm thick (approximately 21 5/8 x 71 1/4 x 11/16 in.). The open sliding door is held in place at the end of its travel by a retainer. On the right-hand side, in the entrance area of the sliding load compartment door, the bulkhead is fitted with a grab handle (code T77). The bulkhead can be ordered with jump seat S20 (see note below).



BENEFITS

- Serves to secure load, in conjunction with lashing eyelets
- Provides direct access to the load compartment
- Makes it possible to communicate verbally between the cab and the load compartment
- Keeps dirt, dust and odors produced by the load out of the driver's compartment
- Front cab can be heated up quickly

Fitting the bulkhead – in conjunction with the tie-down points – makes it possible to secure the load in accordance with regulations. It also makes it possible to stack the load in such a way that it can be restrained by direct means.

The sliding door provides direct access to the load compartment and makes it possible to communicate verbally between the cab and the load compartment. When the sliding door is closed, it is not possible to see the cargo.

Note: Part of packages:

X02 Partition w/Sliding Door & Passenger Jump Seat Package

X03 Partition w/Sliding Door without Passenger Jump Seat Package

REMARKS



RETURN TO PREVIOUS PAGE

SPRINTER 906

D93

OMISSION BULKHEAD

DETAILS & TECHNOLOGY

N partition is installed on cargo vans. The difference to D62 is that the gray B-pillar cover wraps around the entire B-pillar and does not allow an easy bulkhead retrofit.



BENEFITS

- Unimpeded access to load compartment
- Allows special bodies and attachments to be fitted

Provides unimpeded access to the load compartment, and allows extra-long objects such as carpet rolls to be pushed right through to the co-driver's seat base. Also makes it easier for body manufacturers to fit special bodies and attachments.

REMARKS

SPRINTER 906

E07

START-OFF ASSIST

DETAILS & TECHNOLOGY

After the service brake has been released, the applied braking pressure continues to be provided by Start-Off Assist (AAS) for approximately two seconds. AAS activates on gradients of approximately 4% or more, whether starting in forward or reverse gear. If the direction of travel is downhill, AAS is not activated. AAS is also not activated if the parking brake is engaged.

BENEFITS

- Easier hill starts
- Temporarily prevents the vehicle from rolling away

Maintaining the brake pressure facilitates hill starts since the driver can find the biting point of the clutch (with manual gearbox) without having to use the parking brake.

REMARKS



RETURN TO PREVIOUS PAGE

SPRINTER 906

E1N

BECKER® MAP PILOT NAVIGATION SYSTEM

DETAILS & TECHNOLOGY

Becker® MAP PILOT is a fully integrated navigation module featuring 2D and 3D map display on the base of the Audio 15 radio and can only be installed in conjunction with this radio.

Features of Becker® MAP PILOT:

- Integration of the navigation box in the glove compartment
- Display via the instrument cluster and the radio display
- User interface designed for intuitive use
- TMC for dynamic tailback avoidance
- Integrated map data for Europe
- Updates via the Becker® website



BENEFITS

- Fully integrated navigation system with numerous technical features
- Simple to operate via the optionally available multifunction steering wheel

REMARKS

SPRINTER 906

E28

ADDITIONAL BATTERY FOR RETROFIT

DETAILS & TECHNOLOGY

In addition to the standard battery, a 12 V/100 Ah auxiliary battery with long cycle life is mounted in the engine compartment. The AUX battery supply voltage is separated from the vehicle electrical system through a cutout relay. An electrical connector box is installed inside the driver seat base. Remove cover to attach your electrical connection and install an appropriate fuse as close as possible, ensuring cover is seated properly when closing.



BENEFITS

Allows operation of additional electrical consumers.

REMARKS

When shutting down the engine, the AUX battery is separated from the vehicle electrical system via a cutout relay.



RETURN TO PREVIOUS PAGE

SPRINTER 906

E30

STARTER BATTERY DISCONNECT

DETAILS & TECHNOLOGY

The battery quick-disconnect unplugs the battery ground connection and switches off all electrical consumers. It is located in the driver's footwell, to the right of the accelerator pedal. To disconnect, the connector has to be removed from the ground post. See owners manual.

It must be ensured that the battery master switch is only disconnected when the vehicle key in the ignition lock is in position 0, otherwise there is a risk of damaging other components in the electrical system. The battery quick-disconnect is standard on all Sprinters.



BENEFITS

- Prevents uncontrolled battery discharge
- Work on the electrical system can be carried out more quickly

The battery quick-disconnect prevents uncontrolled discharging of the battery due to standby current consumption. It is recommended that vehicles with extended down time be disconnected (three weeks and longer). The battery quick-disconnect also allows work on the electrical system to be carried out more quickly, since it is not necessary to disconnect the battery pole.

REMARKS

SPRINTER 906

E36

CUTOFF RELAY FOR ADDITIONAL BATTERY

DETAILS & TECHNOLOGY

The relay is installed on the charge line to the auxiliary battery. It separates the starter battery consumers from the auxiliary battery consumers. When the engine is running, the relay allows both batteries to be charged or discharged simultaneously.

BENEFITS

Starter battery cannot be discharged by auxiliary consumers. The cutout relay prevents the starter battery being drained by consumers connected to the auxiliary battery. It also prevents the auxiliary battery being drained by the standard consumers such as the starter or fan.

REMARKS



RETURN TO PREVIOUS PAGE

SPRINTER 906

E40

TRAILER HITCH PREP WIRING

DETAILS & TECHNOLOGY

Wiring for trailer hitch that runs along the inside left frame. E40 includes a seven-pin connector at the trailer hitch and the trailer control unit, which includes the trailer brake controller prep plug. In case of E40 being ordered as a standalone option (Cargo Van or Cab Chassis), the trailer wiring will be rolled up and temporarily attached to the frame during transport. This allows for installation of an authorized accessory trailer hitch by the body builder.

BENEFITS

Connects the trailer lights to the Sprinter.

REMARKS

SPRINTER 906

E46

12 V POWER OUTLET AT DRIVER SEAT BASE

DETAILS & TECHNOLOGY

A 12 V/15 A socket on driver's seat base frame, right-hand side (180-watt maximum). Power can be drawn regardless of ignition key position. The power is supplied by the starter battery, except if code E28 is specified, in which case it is supplied by the auxiliary battery.



BENEFITS

Can be used to power additional electrical consumers. The socket can be used to power electrical consumers such as a fan, TV, fax machine or cool box.

REMARKS



RETURN TO PREVIOUS PAGE

SPRINTER 906

ED4

AGM BATTERY, 12 V 95 A

DETAILS & TECHNOLOGY

A heavy duty 12 V/95 Ah AGM (Absorbent Glass Mat) starter battery is fitted instead of the standard 12 V/100 Ah starter battery. The AGM battery is provided with absorbing glass fleece in which the electrolyte is absorbed into a mat of fine glass fibers. The AGM battery is smaller and lighter than common batteries, due to the fact that the energy density is increased.



BENEFITS

- Resistant to exhaustive discharge
- Deep-cycle resistant
- Maintenance-free
- Increase in power enables electrical system to cope with higher loads
- More reliable starting in winter

The AGM battery is designed for heavier-duty requirements resulting from frequent starting in short-distance operation (deep-cycle resistant) or from supplying a large number of high-consumption electrical special equipment items. It is also recommended for operation in extreme climates, e.g., when the high-performance air conditioning in the passenger compartment is used.

REMARKS

ED4 is standard on all four-cylinder (OM651) vehicles.



RETURN TO PREVIOUS PAGE

SPRINTER 906

ED5

PARAMETRIC SPECIAL MODULE (PSM)

DETAILS & TECHNOLOGY

The Parametric Special Module (PSM) is the gateway into the vehicle electronic system. Vehicle information can be accessed and vehicle functions can be modified via 10 inputs and 20 outputs.

Outputs:

Vehicle status: Doors open/closed; locked/unlocked, etc. Hand brake applied light control: Side lamps, brake light, turn signals, main-beam headlamps, etc. Engine CAN information: Vehicle speed, engine speed, gear selector position, A/C compressor, etc.

Inputs:

Light functions: interior/exterior lights turn signals, etc., wig-wag.
Central locking: lock/unlock entire vehicle, load compartment.
Alarm functions: hazard warning flasher, warning buzzer, horn.

PSM signals can be combined to create logic combinations (AND, OR, NOR, XNOR, etc.).
PSM signals can be processed internally in Timer, Counter and Hysteresis Blocks or Threshold.
Switches to trigger specified output signals or input functions.



BENEFITS

The Sprinter is networked with several bus systems and the PSM was developed to give body builders access to individual types of CAN bus data. The PSM is the gateway to the CAN bus and can be used to read vehicle information and control vehicle functions (e.g., the central locking).

REMARKS

The above listed signals are examples only. For a complete list of signals, see the "Sprinter Body Builder Information Book" or contact Sprinter Sales Engineering. The PSM program has to be uploaded to the PSM via the Mercedes-Benz Star Diagnostic.


SPRINTER 906

ED8

PRE-INSTALLATION PARAMETRIC SPECIAL MODULE (PSM)

DETAILS & TECHNOLOGY

The pre-installation includes the electric wiring up to the driver's seat base frame.



BENEFITS

Allows easy retrofitting of the parametric special module. Access to the vehicle electronics system is now only possible/permissible via one defined interface. This improves protection of the vehicle's basic functional integrity.

REMARKS

For PSM retrofit, please refer to most current WIS document or contact Sprinter Sales Engineering.



RETURN TO PREVIOUS PAGE

SPRINTER 906

EE8

BATTERY 12 V/100 AH

DETAILS & TECHNOLOGY

The high-capacity 12 V/100 Ah starter battery is standard on all six-cylinder Sprinters.



BENEFITS

- Electrical system designed for more demanding requirements
- More reliable starting in winter

The higher-capacity battery is designed for heavy-duty requirements, e.g., for frequent starting in short-distance operation or for supplying a large number of electrical special equipment items.

REMARKS

SPRINTER 906

EK1

BODY BUILDER CONNECTOR UNDER DRIVER SEAT

DETAILS & TECHNOLOGY

Additional electrical components must be connected using the auxiliary electrical connector (EK1) standard from the factory (maximum 25 A). The electrical connector is installed inside the driver's seat base (at the front, on the left-hand side of the vehicle) and has three terminals:

- Terminal 1: 12 V/10 A (120 W) Power engine running (Blue/Yellow)
- Terminal 2: 12 V/25 A (300 W) Battery direct power (Red/Gray)
- Terminal 3: 12 V/15 A (180 W) Ignition power (Black/Yellow)

Note:

Maximum load is 25 A. Electrical loads greater than 25 A requires the Auxiliary Battery Package PY1 (E28).



BENEFITS

The terminal strip allows easy integration of additional electrical consumers into the existing power network. The blank switch panel allows the integration of additional switches for the operation of body/conversion systems installed by body manufacturers or vehicle operators.

REMARKS

EK1 is standard on all models.

[RETURN TO PREVIOUS PAGE](#)

SPRINTER 906

EL8

AUDIO SYSTEM SPEAKERS, 5 FRONT

DETAILS & TECHNOLOGY

Two-way loudspeaker system plus one center speaker. One mid-range woofer is fitted in the driver's door and one in the co-driver's door. The center speaker and the tweeters are integrated into the cockpit.



BENEFITS

Excellent sound quality due to five speakers. Excellent sound quality due to separate tweeters and mid-range woofers and separate center speaker. This combination produces a richer sound.

REMARKS

SPRINTER 906

EL9

RADIO SPEAKERS, 5 FRONT & 8 REAR

DETAILS & TECHNOLOGY

Installation of a two-way loudspeaker system. The specification of code EL8 is extended with a further four tweeters and four mid-range woofers fitted in the sidewall/sliding door and in the left- and right-hand rear side paneling in the passenger compartment.



BENEFITS

- Excellent sound quality due to 13 speakers
- Improved listening pleasure in passenger compartment

Offers excellent sound quality, due to separate tweeters and mid-range woofers, and improved listening pleasure for passengers, wherever they happen to be sitting.

REMARKS



RETURN TO PREVIOUS PAGE

SPRINTER 906

EN6

AUDIO 10

DETAILS & TECHNOLOGY

Audio 10 is an entry-level radio offering customers a broad range of valuable information and communication functions. Features of Audio 10:

General:

- Address book memory with capacity for around 1000 entries with up to five telephone numbers per entry
- Can be operated via the optionally available multifunction steering wheel (CL4)

Radio:

- RDS/single tuner and traffic information decoder (TP/TA)
- FM/AM (VHF, MW, LW and SW) frequency bands
- 10 station presets (per frequency band)
- Manual station tuning
- Automatic storage of stations currently in range

Sound/tone:

- 4 x 25-watt output
- Sound adjustments (base, treble, fader, balance)
- Speed-sensitive volume control, gradual increase in volume from 20 km/h
- Separate audio/telephone volume control

Bluetooth® connectivity:

- The hands-free facility supports the use of mobile phones with Bluetooth® (Hands-free Profile and Phone Book Access Profile)
- Music playback on the head unit by means of Bluetooth® audio streaming. Requires: Bluetooth-capable device complying with AVRCP standard
- More detailed information on enabled mobile phones and available Bluetooth® functions can be found at www.mercedes-benz.com/connect
- Operation of the Bluetooth® audio device via the radio (Start, Pause, Track up/Track down), with track name shown on radio display. Requires: Bluetooth-capable device, which supports AVRCP profile (browsing in track lists is not supported)

Interfaces:

- USB and AUX-in (3.5 mm jack) connection for the integration of mobile devices are standard above the instrument cluster
- Charging function via USB interface (charging current up to 0.8 amperes)
- SD memory card slot

Components of Audio 10:

- Monochrome display with 8.9 cm (3.5-inch) screen diagonal
- Telephone keypad
- RDS/single tuner and traffic information decoder (TP/TA)
- Bluetooth® hands-free system
- USB and AUX-in port
- SD memory card slot



BENEFITS

- Attractive entry-level device with valuable additional features
- Convenient operation via the multifunction steering wheel
- Hands-free telephony, playback of music and SMS display via Bluetooth® interface, provided this is supported by the mobile phone
- Integration of mobile devices via USB and AUX-in port
- SD memory card slot for playback of MP3 files, (WMA, AAC and WAV formats)

REMARKS



RETURN TO PREVIOUS PAGE

SPRINTER 906

EN7

AUDIO 15

DETAILS & TECHNOLOGY

The Audio 15 radio with high-resolution 14.7 cm (5.8-inch) TFT display offers a wealth of valuable information and communication features. Its connection options enable it to be combined with the Becker® MAP PILOT (E1N), for example, for operation as a fully fledged navigation system.

Features of Audio 15:

General:

- Address book memory with capacity for around 1000 entries with up to five telephone numbers per entry
- Can be operated via the optionally available multifunction steering wheel (CL4)
- Anti-theft protection (software-based – Audio 15 only works in the vehicle in which it was originally installed)

Radio:

- RDS/single tuner and traffic information decoder (TP/TA)
- FM/AM (VHF, MW, LW and SW) frequency bands
- 10 station presets (per frequency band)
- Manual station tuning
- Automatic storage of stations currently in range

Sound/tone:

- 4 x 25-watt output
- Sound adjustments (base, treble, fader, balance)
- Speed-sensitive volume control, gradual increase in volume from 20 km/h
- Separate audio/telephone volume control

Bluetooth® connectivity:

- The hands-free facility supports the use of mobile phones with Bluetooth® (Hands free Profile and Phone Book Access Profile)
- Music playback on the head unit by means of Bluetooth® audio streaming. Requires: Bluetooth-capable device complying with A2DP standard
- Operation of the Bluetooth® audio device via the radio (Start, Pause, Track up/Track down), with track name shown on radio display. Requires: Bluetooth-capable device which supports AVRCP profile (browsing in track lists is not supported)
- More detailed information on enabled mobile phones and available Bluetooth® functions can be found at www.mercedes-benz.com/connect

Interfaces:

- USB and AUX-in connection for the integration of mobile devices as standard in the cockpit
- Charging function via USB interface (charging current up to 0.8 amperes)
- iPod® interface for digital audio transfer from iPod®, operation of Apple® devices
- SD memory card slot – connection options:
 - Pre-installation for Becker® MAP PILOT (EV6) (optional)
 - Fully integrated Becker® MAP PILOT (E1N) navigation module (optional)
 - Fully integrated reversing camera into 5.8-inch screen (FR8) (optional)

Components of Audio 15:

- High-resolution 14.7 cm (5.8-inch) TFT display
- Telephone keypad
- RDS/single tuner and traffic information decoder (TP/TA)
- Bluetooth® hands-free system
- USB and AUX-in port
- iPod® interface
- SD memory card slot



BENEFITS

- Connection options for upgrading the Audio 15 to a fully fledged navigation system with Becker® MAP PILOT (E1N) and for integration of the reversing camera (FR8)
- Hands-free telephony, playback of music via Bluetooth® interface, provided this is supported by the mobile phone
- Integration of mobile devices via USB and AUX-in port and iPod® interface
- SD memory card slot for playback of MP3 files, (WMA, AAC and WAV formats)

 RETURN TO PREVIOUS PAGE

SPRINTER 906

ERO

RADIO PREP

DETAILS & TECHNOLOGY

Pre-wiring (12 V) for retrofitting an aftermarket radio. Includes short-range interference suppression, a flexible stub radio roof antenna and loudspeakers.

Note:
Pre-wiring not compatible with the multifunction steering wheel (CL4).



BENEFITS

Preparation for retrofitting a radio. Pre-installation allows retrofitting of any commercially available 12V radio to suit customer requirements.

REMARKS

Pin layout radio connector:

A1 n.c	A8 K131 (Ground)
A2 n.c.	B1 loudspeaker rear right +
A3 n.c.	B2 loudspeaker rear right -
A4 K130 (+12 V battery-direct power)	B3 loudspeaker front right +
A5 switch antenna	B4 loudspeaker front right -
A6 terminal 58D (display illumination)	B5 loudspeaker front left +
A7 terminal 15R (ACC accessory power on)	B6 loudspeaker front left -
	B7 loudspeaker rear left +
	B8 loudspeaker rear left -

SPRINTER 906

ESO

JUMP START TERMINAL

DETAILS & TECHNOLOGY

Installation of a jump start terminal (positive pole) in the engine compartment on the air filter. The jump start terminal can be accessed by pushing back the red protective cap.



BENEFITS

Easier jump starting/charging of the starter battery. Given the limited accessibility of the starter battery (situated in the driver's footwell for improved crash-worthiness), this terminal allows easier jump starting and can also be used for charging the starter battery.

REMARKS



RETURN TO PREVIOUS PAGE

SPRINTER 906

ES2

12 V POWER OUTLET IN LOAD COMPARTMENT

DETAILS & TECHNOLOGY

A 12-volt socket in left-hand D-pillar trim of the Passenger/Cargo Van. The Passenger Van also has a 12-volt socket in the right-hand D-pillar trim. Both sockets have a maximum power rating of 180 watts. Power can be drawn regardless of ignition key position. The power is supplied by the starter battery, except if code E28 is specified, in which case it is supplied by the auxiliary battery.



BENEFITS

Connection point for electrical accessories. The socket can be used to power accessories such as a cool box, vacuum cleaner, electric air pump or other electrical equipment, without the need for long cables.

REMARKS

SPRINTER 906

EV6

PRE-INSTALLATION BECKER® MAP PILOT NAVIGATION

DETAILS & TECHNOLOGY

The pre-installation for the Becker® MAP PILOT navigation module is required for the connection to the Audio 15 radio and can only be fitted in combination with this radio. The pre-installation package comprises a cable link to the audio system and a cradle for the navigation box in the glove compartment. The pre-installation for the Becker® MAP PILOT navigation module facilitates swapping the navigation box between different vehicles, e.g., within a vehicle fleet.



BENEFITS

Flexible use of a single navigation module throughout a fleet of vehicles.

REMARKS



RETURN TO PREVIOUS PAGE

SPRINTER 906

EZ8

PARKTRONIC SYSTEM (PTS)

DETAILS & TECHNOLOGY

PARKTRONIC operates on the echo sounder principle. The electronic control unit uses ultrasonic signals emitted and detected by sensors in the front and rear bumpers to measure the distance between the vehicle and an obstacle. When reversing, the system monitors the area to the rear and front of the vehicle. When moving forward, only the area to the front of the vehicle is monitored. The system is activated automatically when the ignition is switched on and the parking brake lever has been released. It switches off when the speed of the vehicle exceeds approximately 11 mph and back on when the speed falls below 10 mph again.

The system monitors the area:

- Front center up to a distance of between 12" and 40"
- Front corners up to a distance of between 10" and 25"
- Rear center up to a distance of between 12" and 70"
- Rear corners up to a distance of between 12" and 40"

As soon as an obstacle is detected within these areas, the visual (yellow and red LEDs) and audible warnings are activated. As the vehicle approaches an obstacle in its path, the visual signals are the first to be activated. As soon as the first red segment lights up, the audible warning is activated too, at first intermittently, then continuous when the minimum distance is reached (second red LED).

The double warning display for the front area is located in the center of the instrument panel, with two separate displays for the rear area integrated into the exterior mirrors. Two different tones enable the driver to detect whether the audible warning refers to the area in front of the vehicle or behind.

In the event of the vehicle rolling backward inadvertently (for example, on uphill slopes) PARKTRONIC is activated automatically for the area to the rear of the vehicle if an obstacle is detected within 80 cm of the vehicle. The driver is made aware of this via activation of all the segments in the display for the rear as well as a continuous tone. PARKTRONIC can be activated/deactivated manually using a switch in the upper control panel. The indicator light in the switch is lit when PARKTRONIC is off.



BENEFITS

- Facilitates precise parking, with the help of visual and audible warnings
- Makes parking easier in tight situations

The parking aid facilitates precise parking and helps the driver to judge distances from obstacles in front of the vehicle and behind – particularly when visibility is limited.

REMARKS

The sensors must be free from dirt, ice and snow in order to function correctly.

 RETURN TO PREVIOUS PAGE

SPRINTER 906

F28

ROOF AND REAR WALL DELETION

DETAILS & TECHNOLOGY

Chassis without rear wall and roof, but including seat bases. A cover (code P08) is supplied for transport purposes.



BENEFITS

Allows body manufacturers to produce special body designs, e.g., camper bodies, which also include the roof over the cab.

REMARKS

SPRINTER 906

F35

WINDOW IN CAB REAR WALL

DETAILS & TECHNOLOGY

The Chassis Cab rear wall is fitted with a window of single-layer safety glass, size 1330 x 360 mm (52.4" x 14.2").



BENEFITS

- Improved rearward visibility
- Allows visual checking of cargo

The window allows more light into the cab. It provides rearward visibility, for easier reversing. In the case of vehicles with box bodies, it allows the driver to keep an eye on the cargo.

REMARKS



RETURN TO PREVIOUS PAGE

SPRINTER 906

F46

HEADLAMP CLEANING SYSTEM

DETAILS & TECHNOLOGY

Two high-pressure water jet nozzles are situated under each light unit. If the windshield washer system is operated when the headlamps are switched on, the nozzles are automatically extended and the headlamps are sprayed with a high-pressure jet of washer fluid. The fluid is supplied from the central windshield washer reservoir in the engine compartment.



BENEFITS

- The light output of the headlamps is not restricted by dirt
- Active safety benefits

Cleans the headlamp lenses. Since dirty headlamps significantly affect road illumination, the headlamp cleaning system has active safety benefits.

REMARKS

SPRINTER 906

F49

ELECTRONICALLY HEATED WINDSHIELD

DETAILS & TECHNOLOGY

Installation of a heated laminated windshield. The heating consists of thin, wavy, vertically aligned heating filaments and is controlled by a switch with indicator light. Operation is only possible while the engine is running.

The heating function is activated by pressing a rocker switch. It automatically switches itself off after approximately five minutes – or can be switched off manually by pressing the rocker switch again.



BENEFITS

Prevents fogging. The heated windshield helps, e.g., to keep the windshield free from fogging, snow or ice in winter.

REMARKS



RETURN TO PREVIOUS PAGE

SPRINTER 906

F61

REAR VIEW MIRROR (DAY & NIGHT)

DETAILS & TECHNOLOGY

An interior mirror is attached to the front windshield.



BENEFITS

- Manually adjustable for day and night
- Enhanced safety

The interior mirror improves rearward visibility, and is thus particularly useful when reversing and when maneuvering at loading ramps. Also allows the driver to keep an eye on the cargo compartment/passenger compartment.

REMARKS

SPRINTER 906

F66

LOCKABLE GLOVE COMPARTMENT

DETAILS & TECHNOLOGY

Installation of a locking cylinder and light on the glove compartment lid. The key is the same mechanical key that is also used for the doors and the steering wheel lock.



BENEFITS

Convenient operation due to single-key system.

- Secure stowage of personal items or freight documents
- Illumination of Glove Box

Anti-theft stowage space for personal items and freight documents.

REMARKS



SPRINTER 906

F68

HEATED AND ELECTRICALLY ADJUSTABLE MIRRORS

DETAILS & TECHNOLOGY

The exterior rear view mirrors and the wide-angle mirrors are heated. In addition, the exterior rear view mirrors can be adjusted electrically by means of a switch. Another switch selects right-hand or left-hand exterior mirror, the controls are located in the driver's door. The mirror heating is regulated dependent on the exterior temperature. At temperatures below 59°F the heating is activated, and at 66°F it is deactivated again.



BENEFITS

- Rapid mirror adjustment following a change of driver
- Helps to prevent mirrors misting up or frosting over

Allows quick and easy adjustment of the exterior mirrors following a change of driver. Also reduces misting or frosting over of the rear view mirror, and wide-angle mirror in cold or damp weather.

REMARKS

SPRINTER 906

FA 1

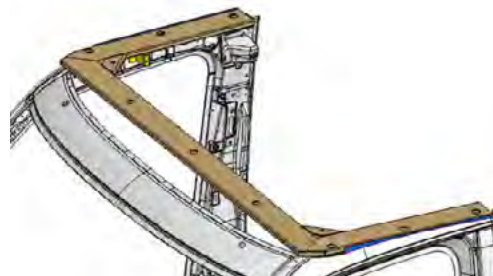
LOWERED CAB ROOF

DETAILS & TECHNOLOGY

In the case of a chassis with cab and without rear wall and roof (code F28), the door portals and remaining roof structure are trimmed. A square tube construction is also screwed in, providing both provisional rigidity and an attachment surface.

This provisional structural rigidity must be accounted for in dimensional terms when planning and designing bodies. Alternatively, the body manufacturer can install its own construction if this has a rigidity equivalent to that of the original design.

The roof height is reduced by approximately 70 mm compared with a conventional roof. The lowered version is also painted in the body shop following modification. The standard-specification sun visors and grab handles are mounted. The roof paneling can be attached to the established securing points, but must be trimmed individually by the body manufacturer and adapted to the interior equipment.



BENEFITS

- Caters to special body designs
- Allows a lower overall vehicle height
- Roof variant specially aligned with the requirements of camper van body manufacturers

This makes it possible to produce a roof variant more closely aligned with the requirements of camper van manufacturers compared with the standard chassis. Thanks to pre-installation in the body shop, the overall vehicle height can be reduced — particularly for camper vans. A clearly defined attachment level is available to the body manufacturer — complex body shop modifications are not necessary.

REMARKS



RETURN TO PREVIOUS PAGE

SPRINTER 906**FF0****COAT HOOKS****DETAILS & TECHNOLOGY**

Installation of a coat hook on the B-pillar, at the height of the head restraint. A coat hook is installed on both the driver's and passenger side.

**BENEFITS**

Safe stowage of clothing items.

REMARKS**SPRINTER 906****FF3****CUP HOLDERS IN PASSENGER COMPARTMENT****DETAILS & TECHNOLOGY**

Unit slides out to the front below the seat cushion to allow cups or other drinking containers to be put down at shin level. Provisions for two cup holders are integrated into each unit. The two three-passenger bench seats have two cup holder units. The four-passenger bench seat does not have cup holders.

**BENEFITS**

Allows drinks to be temporary stored. Allows drink containers to be put down safely in the passenger compartment.

REMARKS



RETURN TO PREVIOUS PAGE

SPRINTER 906

FF4

STORAGE COMPARTMENT FOR SUPER HIGH ROOF

DETAILS & TECHNOLOGY

In the space between the roof and the cab roof lining, panel vans with Super High Roof (code D05, D06) have an over-cab stowage compartment, which is accessible from the load compartment.

Dimensions: Approximately W 51" x H 13.5" x D 21.5"
Maximum load: 77 lbs.



BENEFITS

Additional stowage facility. The stowage compartment provides additional space for papers, documents or objects.

REMARKS

SPRINTER 906

FF5

SHELF ABOVE WINDSHIELD

DETAILS & TECHNOLOGY

Installation of an open stowage facility for the driver and co-driver above the windshield, with a load capacity of 16 kg on each side.

Openings in the stowage facilities allow the occupants to easily see any stowed items from their seats.

A raised lip around the edge prevents stowed items from falling out. The side grab handles for the driver and co-driver are an integral part of the stowage facility.



BENEFITS

- Additional stowage facility
- Additional grab handles for a safe hold

The stowage compartment provides additional space for tidy stowage of papers, documents or objects. The two grab handles also provide another option for holding on.

REMARKS



RETURN TO PREVIOUS PAGE

SPRINTER 906

FF8

STORAGE SLOT AT FRONT U/ROOF LINER

DETAILS & TECHNOLOGY

An opening (1 DIN slot) in the headliner above the windshield is provided with a four-pin connector. A plastic plate covers the opening.

The connector consists of:
 (Terminal 30) +12 V battery direct power
 (Terminal 15) ACC accessory power on
 (Terminal 58d) display illumination
 (Terminal 31) ground



BENEFITS

Can accommodate 1-DIN-sized equipment. The slot can be used for installing 1-DIN-sized equipment (e.g., CB radio).

REMARKS

SPRINTER 906

FJ1

HINGED LID FOR STORAGE COMPARTMENT

DETAILS & TECHNOLOGY

The storage compartment in the middle of the dashboard has a hinged lid. The compartment is opened with the handle on the hinged lid. The lid is spring loaded and stays in the open position. The hinged lid is closed by pushing it down until it locks into place.



BENEFITS

Concealed stowage space. The stowage compartment with hinged lid allows items such as a laptop or clipboard, personal items, documents (e.g., freight papers), maps, etc., to be stowed out of sight and within easy reach.

REMARKS



RETURN TO PREVIOUS PAGE

SPRINTER 906**FK3****CHROME-TRIMMED RADIATOR GRILLE****DETAILS & TECHNOLOGY**

Chrome trim is applied to the three louvers in the radiator grille.

**BENEFITS**

Enhances the look of the vehicle.

REMARKS**SPRINTER 906****FR7****PRE-WIRING, REAR VIEW CAMERA (FLEET ONLY)****DETAILS & TECHNOLOGY**

Installation of a wire harness for retrofitting a reversing camera. The wires are located behind the center console in the vicinity of the radio and in the seat base frame. The video image can be displayed on the optional Audio 15 (EN7) radio.

BENEFITS

- Easy installation of a reversing camera
- Audio 15 can be retrofitted

REMARKS



RETURN TO PREVIOUS PAGE


SPRINTER 906

FR8

REAR VIEW CAMERA

DETAILS & TECHNOLOGY

The reversing camera or back-up camera enhances safety when reversing and maneuvering. The camera improves rearward visibility and the view of the vehicle's rear. The image from the reversing camera is shown on the display of the required Audio 15 (EN7) upon engaging reverse gear. Once reverse gear has been disengaged, the image is switched off after a delay of 15 seconds. The display now shows guidelines for better assistance. Display will be active within 2 seconds even if radio is switched off.



BENEFITS

- Better rearward visibility and better view of the rear of the vehicle
- Enhanced safety when reversing and maneuvering and parking

Note: Only available in conjunction with EN7. Integration of the image into the radio screen eliminates the need for an additional flip-up style monitor on the dashboard.

REMARKS

The guidelines of the reversing camera will not be shown in the display in combination with the code W75 and W76.

SPRINTER 906

FS2

EXTERIOR MIRROR EXTENDED (96")

DETAILS & TECHNOLOGY

The Chassis Cab mirror is mounted on an extension bracket to accommodate bodies and upfits up to 96" wide.



BENEFITS

Improves rearward visibility with extra-wide bodies.

REMARKS

Standard Chassis Cab mirror.

[RETURN TO PREVIOUS PAGE](#)**SPRINTER 906****FW 1****REAR WALL DELETION – CHASSIS CAB****DETAILS & TECHNOLOGY**

Deletion of cab rear wall for chassis versions. A cover (P08) is supplied for transport purposes.

**BENEFITS**

Special bodies can be fitted, which are directly accessible from the cab. Deletion of the cab rear wall allows body manufacturers to fit special bodies, which are accessible from the cab.

REMARKS

Fleet order only.



SPRINTER 906

FY1

SECURITY ALARM

DETAILS & TECHNOLOGY

Automatically activated/deactivated via the radio remote control. Alarm is triggered if:

- A door is opened
- A door is opened from the inside
- The hood is opened
- The vehicle is raised at the front or rear
- If movement is detected inside the vehicle
- If the central locking system is unlocked using the key at a door other than the driver's door

The Anti-Theft Protection Package is armed approximately 30 seconds and the interior monitoring system approximately 40 seconds after the vehicle has been locked using the radio remote control. To confirm arming, the turn signal indicators flash three times, and the indicator lamp in the switch also flashes. To prevent false alarms, the interior monitoring system should be deactivated if people or animals are to be left inside the locked vehicle. Tow-away protection is provided by an inclination sensor integrated into the alarm control unit.

The self-powered horn is not accessible from outside the vehicle and is independent of the vehicle electrical system. It also sounds if the battery power is disconnected. The ATA is disarmed when the central locking system is unlocked using the key fob.



BENEFITS

- Additional anti-theft protection
- Comprehensive anti-theft protection for vehicle and load
- Audible alarm: intermittent sounding of the self-powered horn for approximately 25 seconds
- Visual alarm: the turn signal indicators flash for approximately four minutes at twice the normal rate

REMARKS

SPRINTER 906

FZ9

TWO ADDITIONAL MASTER KEYS

DETAILS & TECHNOLOGY

Two extra master keys are provided in addition to the two keys supplied as standard.

BENEFITS

Customer is provided with four keys. There is no need to submit another order for two additional keys (e.g., for taxi companies or large fleets).

REMARKS



RETURN TO PREVIOUS PAGE

SPRINTER 906

G40

5-SPEED AUTOMATIC TRANSMISSION

DETAILS & TECHNOLOGY

The fully automated electrohydraulic 5-speed transmission transfers power to the wheels via a torque converter with integrated lockup clutch. The lockup clutch minimizes power loss or slip across the torque converter and can engage in all gears, depending on engine speed and load. This system allows upshifts to be performed smoothly and almost instantaneously.

Selector lever position "P" activates a parking lock. Selector lever position "P" is the only position in which the ignition key can be released. The selector lever can only be moved out of position "P" when the brake pedal is depressed and the ignition switched on.

In selector lever position "D," the vehicle always moves off in 1st gear, and the transmission control unit subsequently selects the most appropriate gears automatically based on engine speed and road speed. Upward of approximately 6 km/h (3.7 mph), it is not possible to change from "D" to "R." When the transmission is in automatic mode "D," it is possible to the shift range by nudging the selector lever toward "-" or "+".

Each time the selector lever is nudged from position "D" toward "-", the shift range is reduced by one gear, conditions permitting. To prevent excessive engine speeds and maintain the power flow, downshift requests, which would cause the engine to overrev are not carried out. If the selector lever is pressed toward "-" and held, the transmission changes down by several gears, conditions permitting.

Each time the selector lever is pressed toward "+" the shift range moves up a gear, before finally the transmission changes to automatic mode "D." If the selector lever is pressed toward "+" and held, the transmission changes to automatic mode and shifts accordingly.

Transmission ratios:

1st gear $i = 3.595$

2nd gear $i = 2.186$

3rd gear $i = 1.405$

4th gear $i = 1.000$

5th gear $i = 0.831$

i overall = 4.326

Reverse $i = 3.167$



BENEFITS

- Very smooth shifting
- Long service life and high reliability
- Low maintenance costs
- Makes the driver's job easier

The W5A380 features smooth gear shifting, well-spaced gear ratios, long service life and high reliability as well as low maintenance costs. Dispensing with manual shift and clutch operations makes things easier for the driver, particularly in stop-go conditions, and allows the driver to concentrate fully on the traffic conditions. This transmission offers easier moving off, maneuvering and parking, particularly on gradients or inclines. Manual downshifting allows the full engine braking effect to be utilized.

REMARKS

CAUTION:

The parking lock is not an alternative to the parking brake. The parking brake should therefore always be applied when parking and switching off the engine. For towing information, please consult the user manual.



SPRINTER 906

G42

7G-TRONIC AUTOMATIC TRANSMISSION

DETAILS & TECHNOLOGY

The new 7G-TRONIC PLUS 7-speed automatic transmission with fully integrated, electrohydraulic transmission control has been adapted to specific van requirements in terms of reduced fuel consumption/emissions and smoother shifting.

Power is transferred to the wheels via a torque converter with integrated lockup clutch. The lockup clutch minimizes power loss or slip across the torque converter and can engage in all gears, depending on engine speed and load. This system allows upshifts to be performed smoothly and almost instantaneously.

There are seven forward gears and one reverse gear available. The new automatic transmission's fifth forward gear is configured for direct drive, while gears six and seven have longer ratios to reduce the engine speed and thus cut fuel consumption.

Key technical data	
Transmission designation	W7T700
1st gear	4.377
2nd gear	2.859
3rd gear	1.921
4th gear	1.368
5th gear	1.0
6th gear	0.82
7th gear	0.728
Reverse	3.416
Max. input torque	700 Nm
Weight incl. converter and oil	approximately 203 lbs.
Oil filling quantity l	approximately 2.9 g
Installed length in conj.with OM651	25.6"



As before, the gearshift (gate-type gearshift P, R, N, D) for the 7G-TRONIC PLUS automatic transmission is integrated in a center console built into the vehicle interior.

The following selector lever positions are possible:

- P = parking interlock and engine starting position
- R = reverse gear
- N = neutral and engine starting position (no transfer of power)
- D = all seven forward gears are available in the shift range

Selector lever position "P" activates a parking lock. Selector lever position "P" is the only position in which the ignition key can be released. The selector lever can only be moved out of position "P" when the brake pedal is depressed and the ignition switched on. The current transmission mode in the selected shift range is shown on the instrument cluster display. Various transmission modes cannot be selected. In selector lever position "D," the vehicle always moves off in 1st gear, and the transmission control unit subsequently selects the most appropriate gears automatically based on engine speed and road speed. Upward of approximately 6 km/h (3.7 mph), it is not possible to change from "D" into "R." When the transmission is in automatic mode "D," it is possible to limit the shift range by nudging the selector lever toward "-" or "+."

Each time the selector lever is nudged from position "D" toward "-", the shift range is reduced by one gear, conditions permitting. To prevent excessive engine speeds and maintain the power flow, downshift requests, which would cause the engine to overrev are not carried out. If the selector lever is pressed toward "-" and held, the transmission changes down by several gears, conditions permitting. Each time the selector lever is pressed toward "+" the shift range moves up a gear, before finally the transmission changes to automatic mode "D." If the selector lever is pressed toward "+" and held, the transmission changes to automatic mode and shifts accordingly.

BENEFITS

- Very smooth shifting
 - Long service life and high reliability
 - Low maintenance costs
 - Low fuel consumption
 - Makes the driver's job easier

Features of the 7G-TRONIC PLUS automatic transmission include smooth shifting, well-spaced ratios, long service life, high reliability and low fuel consumption. Dispensing with manual shift and clutch operations makes things easier for the driver, particularly in stop-go conditions, and allows the driver to concentrate fully on the road and traffic. This transmission offers easier starting from rest, maneuvering and parking, particularly on gradients. Manual downshifting allows the full engine braking effect to be utilized.

REMARKS

CAUTION:
The parking lock is not an alternative to the parking brake. The parking brake should therefore always be applied when parking and switching off the engine.



RETURN TO PREVIOUS PAGE

SPRINTER 906

H00

WARM/COLD AIR DUCT TO REAR PASSENGER COMPARTMENT

DETAILS & TECHNOLOGY

An additional air supply duct is fitted, with an air outlet in the rear part of the area between the driver's and co-driver's seat base frames. The sturdy outlet is integrated between the floor panel and floor covering in front of the first row of seats. If passenger bench seat (S23) is ordered, the outlet will be integrated into the seat base. The air duct is connected to the heating/climate control system, whose controls are used to adjust the air supply.

Standard on Passenger Vans, optional on Crew and Cargo Vans.



BENEFITS

- Enhanced comfort for passengers in the rear compartment
- Improves the warm/cool air supply to the passenger/load compartment
- Improves passenger comfort and well-being by providing enhanced heating/cooling

REMARKS

SPRINTER 906

H01

HEAT INSULATION REAR COMPARTMENT

DETAILS & TECHNOLOGY

Insulation material is fitted up to belt rail in the sidewalls of the load/passenger compartment and in the rear doors.



BENEFITS

Reduces heat loss at low ambient temperatures. The insulation reduces heat losses at low outside temperatures.

REMARKS



RETURN TO PREVIOUS PAGE

SPRINTER 906

H04

HEAT INSULATION FRONT COMPARTMENT

DETAILS & TECHNOLOGY

The doors are fitted with additional insulation mats. The rear wall of the cab is also fitted with additional insulation, except in conjunction with code FW1 (omission of rear cab wall).



BENEFITS

Reduces heat loss at low ambient temperatures. The insulation reduces heat losses at low outside temperatures.

REMARKS

SPRINTER 906

H08

AIR CONDITIONING REAR, ROOF-MOUNTED

DETAILS & TECHNOLOGY

The high-performance air conditioning system is fitted over the rear compartment. It is driven by its own compressor and has a maximum cooling capacity of approximately 7 kW (23,900 BTU) (in addition to HH9). The roof-mounted unit also extends partially into the interior of the vehicle (see picture above for approximate measurements). The H08 air conditioning system supplements the cooling provided by HH9 (TEMPMATIC air conditioning system), though it is also possible to activate and adjust it independently. The system operates only in recirculation mode and only in cool mode. It is controlled by a separate switch, which allows three fan speeds to be selected, and by a continuously variable temperature selector. The cooled air is supplied via adjustable outlets on the underside of the roof duct. The airflow direction can be individually adjusted and, if desired, the air supply can be shut off completely. The roof duct reduces the interior height of the vehicle (2'-4") Two or three interior lights, depending on wheelbase, are integrated into the roof duct. They are switched on and off by the door contact switch or individually at each light.



BENEFITS

- Optimizes interior climate in rear section
- Must-have for comfort and well-being for passengers in the rear for hot climates
- Improves interior air quality

Cool interior climate thanks to additional cooling of the air supply in the rear. This system is particularly recommended for vehicles operating in regions with a very hot climate. Allows the rear passengers to adjust the outlets individually and thus enhances their comfort and wellbeing. Improves the interior air quality thanks to pollen and particulate filter.

REMARKS

Caution: Increases the overall height of the vehicle by approximately 220 mm (approximately 9")



RETURN TO PREVIOUS PAGE

SPRINTER 906

H12

FUEL-FIRED PRE-HEATER/BOOSTER (17,000 BTU)

DETAILS & TECHNOLOGY

A fuel-powered (5 kW (17,000 BTU)) auxiliary heater is mounted underneath the floor in the area of the left-hand B-pillar. The auxiliary pre-heater warms the coolant and can be used in cold climates to preheat the engine. The pre-heater is turned on and programmed via a rocker switch in the instrument cluster, optional remote controller HY1 or with the steering wheel buttons.

While used as a booster, with the engine running, the increase in coolant temperature heats the driver section via the water circuit of the front-end heater. The air is supplied to the interior through the existing air outlets in the instrument panel or optionally H00 and H13.

Maximum operating time is 60 minutes, at which point the heater switches off automatically. When the engine is running, the auxiliary heater can be used as a heater booster, supplementing the front-end heater. When the auxiliary heating mode turns off, the heater automatically switches to booster mode.



BENEFITS

- Comfortably warm interior
- Aids defrosting of the windows
- Protects the engine by preheating the coolant prior to starting

This system is particularly recommended for vehicles with engines, which will be used in very cold climate regions. Since these engines are extremely efficient, their thermal energy may not always be sufficient, at extremely low ambient temperatures, to guarantee a comfortable level of warmth in the cab. The stationary heating function allows the interior to be warmed even before the engine is started, so the driver can step into a pleasantly warm vehicle right from the start.

REMARKS

Note: As of 01/2010 U.S. emission regulations require the heater booster to be only optional with outside temperatures below $< 4^{\circ}\text{C}$ (39.2°F).

SPRINTER 906

H13

REAR CABIN HEATER AND VENTS

DETAILS & TECHNOLOGY

An auxiliary heat exchanger is connected to the water circuit in parallel with the front-end heat exchanger. The heat exchanger is installed under the floor behind the B-pillar, on the left-hand side of the vehicle. The control panel, with controls for temperature and air volume, is situated in the instrument panel. The warm air is routed upward through the floor panel and enters the load compartment/passenger compartment via a duct bolted to the wood floor.

- H13 requires HZ9, H12, HZ5 and H13 is not available in combination with T19
- The auxiliary heat exchanger can only be switched on when the engine is running



BENEFITS

Provides warm air flow for rear passenger compartment. Improved effectiveness when heating the load/passenger compartment when the engine is switched on.

REMARKS



RETURN TO PREVIOUS PAGE

SPRINTER 906

H15

HEATED FRONT PASSENGER SEAT

DETAILS & TECHNOLOGY

Heating filaments in the seat cushion and backrest of the co-driver's seat heat the seat as soon as the switch on the instrument panel is pushed. On vehicles with passenger bench seat (code S23), both seat cushions and the backrest of the outer seat are heated. There is a choice of three settings. The output reduction is matched to these three levels. Five minutes after activation the system automatically switches from level three to level two. After another ten minutes the system switches to the lowest level, which must be switched off manually.



BENEFITS

Cold seats can be warmed up immediately, even before the vehicle heating system has had a chance to warm the interior. In cold weather, comfort is ensured right from the start of the journey.

REMARKS

SPRINTER 906

H16

HEATED DRIVER SEAT

DETAILS & TECHNOLOGY

Heating filaments in the seat cushion and backrest of the driver's seat heat the seat as soon as the switch on the instrument panel is pushed. There is a choice of three settings. The output reduction is matched to these three levels. Five minutes after activation the system automatically switches from level three to level two. After another ten minutes the system switches to the lowest level, which must be switched off manually.



BENEFITS

Improves comfort in cold weather. Cold seats can be warmed up immediately, even before the vehicle heating system has had a chance to warm the interior. In cold weather, comfort is ensured right from the start of the journey.

REMARKS



RETURN TO PREVIOUS PAGE

SPRINTER 906

H20

WINDSHIELD TINTED

DETAILS & TECHNOLOGY

Green (slightly greenish) tinted windows all-around. The front windshield is green-tinted laminated glass, while the other windows are of single layer safety glass.

BENEFITS

Significantly reduces heating of the interior. Due to the tinting, heating of the interior is reduced when the vehicle is exposed to direct sunlight. This also reduces heating of the steering wheel and instrument panel.

REMARKS

SPRINTER 906

H21

WINDSHIELD WITH FILTER BAND

DETAILS & TECHNOLOGY

Green-tinted glazing, with darker tinting along the upper edge of the windshield. The windshield is of laminated glass, while the other windows are of single-pane safety glass.



BENEFITS

- Reduces heating of the interior
- Prevents dazzle when the sun is low
- Enhances the look of the vehicle

The tinting reduces heating of the interior when the vehicle is exposed to direct sunlight, and thus also reduces heating of the steering wheel and dashboard. The filter band reduces dazzle when the sun is low in the sky, but without impairing the driver's view of traffic lights.

REMARKS



RETURN TO PREVIOUS PAGE

SPRINTER 906

H22

DEFROSTER – REAR WINDOW

DETAILS & TECHNOLOGY

Windows with heating filaments are fitted in the rear doors. The rear window heating function is switched on by means of a switch with integral indicator light. The rear window heating function can only be switched on when the engine is running. It switches off automatically after approximately 5 minutes, or can also be switched off manually using the switch.



BENEFITS

- Ice on the rear windows is quickly thawed
- No fogging of rear windows
- Improved rear view of traffic

Prevents fogging of the rear windows in damp weather and at low outside temperatures. Ice on the rear windows is quickly thawed. Unimpeded rearward visibility ensures safe driving and maneuvering.

REMARKS

SPRINTER 906

H72

ROOF FAN - ELECTRIC

DETAILS & TECHNOLOGY

Installation of an electric roof fan with air intake and venting function and an air delivery volume of 350 m³/h (206 ft³/min). Maximum power consumption is 32 watts. It is operated via a switch to the left of the steering wheel. Installation of the fan increases the overall height of the vehicle by 125 mm (5 inches).



BENEFITS

Improves air intake and venting in the load compartment.

REMARKS



RETURN TO PREVIOUS PAGE

SPRINTER 906**H88****REAR HEATER - PREP****DETAILS & TECHNOLOGY**

Two water lines (supply line/return line) are routed under the floor panel on the left-hand side of the vehicle, extending aft of the B-pillar. The ends of the two lines are connected by a hose. Bodywork modifications for installation of a heat exchanger, the aperture in the wood floor for the warm air ducting and electrical parts are not included.

BENEFITS

- Simplifies installation of the aftermarket heat exchanger in the rear passenger compartment

The pre-installation package is recommended for body manufacturers who offer their own – not ex-factory – hot-water heating systems.

REMARKS

Rear Heater Prep is not available with left-side sliding door or on Cab Chassis.

SPRINTER 906**HH0****AIR CONDITIONING SYSTEM PRE-INSTALLATION****DETAILS & TECHNOLOGY**

A factory-specific code that is required for the U.S. installation for a rear air condition H08.

BENEFITS**REMARKS**



RETURN TO PREVIOUS PAGE

SPRINTER 906

HH2

HEATER – AUXILIARY ELECTRIC HOT AIR

DETAILS & TECHNOLOGY

The heater booster consists of radiator elements (fins) that are fitted with PTC (positive temperature coefficient) resistors and are held together in a mounting frame by spring clips. When an electric voltage is applied to the heater elements, an electric current flows through the PTC resistors, which heat up. The fins absorb the heat and radiate it to the passing air. As soon as the engine is running, the electric heater booster steadily increases its power from 0 to 100% in the space of 28 seconds. The heater booster is situated in close proximity to the air outlets, to keep heat losses to a minimum. The warmed air is circulated into the interior via the vehicle heater/blower system.

Switch-on conditions:

Coolant temp. < 80 °C (176°F) and ambient temp. < 10 °C (50°F).

Switch-off conditions:

Coolant temp. > 80 °C (176°F) and ambient temp. > 13 °C (55°F).

BENEFITS

- Aids quick defrosting of the windows
- Quick defogging
- Quicker warming of the interior
- Environmentally friendly, robust, long service life

The electric PTC heater booster is environmentally friendly, since no emissions are generated. Despite its lightweight, compact design it is robust, has a long service life and is highly efficient. The PTC resistor has self-regulating properties that prevent overheating. The heater booster accelerates defrosting of windows and counteracts window fogging. It provides faster heating of the interior and improves comfort on cold days.

REMARKS

Standard on all models.

SPRINTER 906

HH5

AIR CONDITIONING SYSTEM PRE-INSTALLATION

DETAILS & TECHNOLOGY

A factory-specific code that is required for the U.S. installation for a rear air condition H08.

BENEFITS

REMARKS



RETURN TO PREVIOUS PAGE

SPRINTER 906

HH9

AIR CONDITIONING - FRONT

DETAILS & TECHNOLOGY

The standard heating and ventilation system has an integrated air conditioning system with a maximum cooling output of approximately 7 kW (23,900 BTU). The automatic temperature control maintains the temperature selected via the rotary temperature control. A sensor regulates the intensity of the cooling. When the air conditioning is switched on, the fan automatically comes on at speed 1. Speeds 2, 3 and 4 can be selected manually. In high ambient temperatures and high humidity, the interior can be cooled quickly by selecting fan speed 4 and air recirculation mode. The air conditioning can be switched on and off with a switch on the instrument panel. System specification includes a combination filter. The combination filter removes particulate matter and fine particles from the incoming air. The filter has a service life of approximately 30,000 km (18,600 miles) or one year under normal operating conditions.



BENEFITS

- An agreeable interior temperature is maintained even in hot weather
- Automatic temperature control
- Integrated filter protects against dust and pollen
- Dehumidification prevents fogging in cold, damp weather
- The filter protects against allergic reactions by preventing pollen, dust and odors from entering the vehicle

REMARKS

HH9 Standard on all models.

SPRINTER 906

HY1

REMOTE CONTROL AUX HEATER

DETAILS & TECHNOLOGY

The radio remote control can be used to switch the pre-heaters (H12 or HZ5) on and off. It has a maximum range of approximately 600 meters (2000 feet). This range can be reduced by proximity to interference sources, by any large obstruction between the remote control and the vehicle, by unfavorable positioning of the remote control or if the latter is used from inside a closed space. Maximum heater operating time is 60 minutes. When the auxiliary heater is switched off using the remote control, the burner blower (H12 + HZ5) and the coolant pump (H12 only) continue to run for approximately 2 minutes.



BENEFITS

Remote control offers even greater comfort and convenience when using engine pre-heaters.

REMARKS



SPRINTER 906

HZ5

HEAVY DUTY FUEL-FIRED PRE-HEATER/BOOSTER (34,000 BTU)

DETAILS & TECHNOLOGY

The dual-function hot-water auxiliary heater operates both as a heater booster and as an auxiliary (stationary) heater. The booster (10 kW (34,000 BTU)) mode is activated automatically as a function of coolant temperature, whenever the engine is switched on. An indicator light comes on whenever the booster function is active. When the engine has been switched OFF, the heater booster continues to run for approximately 2 minutes.

The auxiliary heater (5 kW (17,000 BTU)) can be switched on with a switch with indicator light. The indicator light comes on whenever this function is active. The maximum heating time is 60 minutes. Heating operation is also dependent on the coolant temperature. After the engine is switched off the auxiliary heater will continue to run for 15 minutes.

If both the auxiliary heater and heater booster functions are activated, the auxiliary heater has priority. After the auxiliary heater function has been switched off, either manually or automatically, the heater booster is activated automatically.



BENEFITS

- Quick warming of the interior to a pleasant temperature
- Increased heating output aids quick defrosting of the windows

This system is particularly recommended for use in cold climates. The very high thermal efficiency of the diesel engines means that at extremely low ambient temperatures their thermal energy may not always be sufficient to guarantee quick heating and a comfortable level of warmth in the cab. The auxiliary heating function allows the interior to be warmed even before the engine is started. The driver can therefore step into a pleasantly warm vehicle straightaway.

REMARKS

The heater booster/auxiliary heater functions cannot be operated if the fuel level falls below 15 liters (4 gallons).

Note: As of 01/2010 U.S. emission regulations require the heater booster to be only optional with outside temperatures below $< 4^{\circ}\text{C}$ (39.2°F).

 RETURN TO PREVIOUS PAGE

SPRINTER 906

HZ9

FUEL-FIRED HEATER BOOSTER (17,000 BTU)

DETAILS & TECHNOLOGY

The heater booster heater unit is a compact water heater that is connected to the engine coolant circuit. The 5 kW (17,000 BTU) heater booster can be switched on whenever the engine is running. The on/off switch is situated to the right of the light switch. When the heater booster is switched on, a red indicator light comes on in the switch and a symbol lights up in the instrument cluster.

While used as a booster, with the engine running, the increase in coolant temperature heats the driver section via the water circuit of the front-end heater. The air is supplied to the interior through the existing air outlets in the instrument panel or optionally H00 and H13. After the heater booster has been switched off, the coolant pump and the burner blower continue running for approximately 3 minutes, then switch off automatically.



BENEFITS

- Engine reaches operating temperature as quickly as possible
- Faster heater response

This system is particularly recommended for vehicles with engines which will be used in very cold climate regions. Since these engines are extremely efficient, their thermal energy may not always be sufficient, at extremely low ambient temperatures, to guarantee a comfortable level of warmth in the cab.

REMARKS

Recommended for Passenger Vans in cold climate areas. Recommended for Cargo Vans without partition in cold climate areas.
 Note: As of 01/2010 U.S. emission regulations require the heater booster to be only optional with outside temperatures below < 4°C (39.2°F).

SPRINTER 906

J11

SPEEDOMETER KM/MILES

DETAILS & TECHNOLOGY

The speedometer dial is calibrated in miles.



BENEFITS

The speed indication in the digital display can be given in km/h and mph.

REMARKS



RETURN TO PREVIOUS PAGE

SPRINTER 906

J51

FUEL GAUGE, OPTIMIZED FOR AUX. FUEL TAP (FLEET ONLY)

DETAILS & TECHNOLOGY

In the standard specification, the fuel level display in the instrument cluster is controlled solely by the fuel consumption as calculated by the on-board computer. The level is only reconciled with the fuel level sensor in the tank and corrected when refueling is detected. With this code, the fuel level display in the instrument cluster is reprogrammed so that it is solely controlled by the fuel level sensor in the tank, and shows the approximate amount of fuel remaining in the tank.

BENEFITS

- The approximate amount of fuel remaining in the tank is shown in the instrument cluster
- Protection against unexpectedly running out of fuel due to an incorrect fuel level shown in the instrument cluster
- This code is recommended for vehicles that operate auxiliary generators via the KL1 auxiliary fuel tap

REMARKS

SPRINTER 906

J58

SEAT BELT REMINDER FOR DRIVER

DETAILS & TECHNOLOGY

A warning light and buzzer are triggered if the driver's safety belt is not fastened at the start of the journey.



BENEFITS

Indirectly enhanced passive safety. Reminds the driver to fasten the safety belt, thereby indirectly increasing passive safety.

REMARKS



RETURN TO PREVIOUS PAGE

SPRINTER 906**J65****OUTSIDE TEMPERATURE GAUGE****DETAILS & TECHNOLOGY**

Temperature sensor in front bumper with digital display in instrument cluster.

**BENEFITS**

Displays the current outside temperature. The temperature display gives the driver advance warning of icy conditions.

REMARKS**SPRINTER 906****J78****SEALING OF SPEEDOMETER DRIVE****DETAILS & TECHNOLOGY**

Sealed electronic interfaces at the instrument cluster and transmission.

BENEFITS

Provides anti-tampering protection. Recommended for rental vehicles to prevent tampering with the speedometer.

REMARKS



RETURN TO PREVIOUS PAGE

SPRINTER 906

JA5

LIGHT AND RAIN SENSOR

DETAILS & TECHNOLOGY

Installation of a combined rain/light sensor in the base of the interior mirror. Depending on the light switch position, the low-beam headlamps are switched on when it gets dark, when the vehicle enters a tunnel, or when rain or snow are falling. The light sensor continuously compares the ambient light level outside the vehicle with a set value and, when appropriate, automatically switches the headlamps on and off.

Depending on the position of the windshield wiper combination stalk, the windshield wipers too are automatically activated when conditions require. The sensor aims an infrared light beam at the windshield at a defined angle. The intensity with which the light is reflected back varies according to how wet the windshield is. Based on the amount of reflected light, the system adjusts the wiper interval to anything from a single wipe to continuous wiping. The sensing zone is heated to prevent icing and condensation.



BENEFITS

- Automatically controls optimal wiping interval
- Low-beam headlamps switches on and off automatically

Stress-free driving is ensured at all times, even in poor weather, since the driver does not have to adjust the wiping interval manually. If only isolated drops are falling, wiping is not triggered prematurely. The ideal wiping interval is ensured under all weather conditions. The headlamps are switched on and off automatically in response to changes in the ambient light level outside the vehicle.

REMARKS



RETURN TO PREVIOUS PAGE

SPRINTER 906

JA6

COLLISION PREVENTION ASSIST

DETAILS & TECHNOLOGY

The COLLISION PREVENTION ASSIST is a radar-based collision warning system, which recognizes an inadequate distance from a vehicle ahead in the speed range between 19 mph up to vehicle top speed and stationary objects ahead of the vehicle between 19 mph and 43 mph with a gap up to 65 m (213 feet). The radar unit is mounted on the right side behind the front bumper.

When inadequate distance and a danger of a collision is detected, the system emits a visual – and additional – in step two acoustic warnings whereby the driver needs to initiate the brake application actively. The Brake Assist PRO supports the driver during this brake application with increased brake pressure.

- Step1: Static distance warning. The visual warning (permanent warning light in the instrument cluster) will be activated when vehicle ahead is recognized and the gap is too low. The static distance warning operates only compared to moving objects and as of vehicle speed of 19 mph
- Step2: Dynamic drive warning. The dynamic rear-end warning will be activated when the own vehicle draws nearer to the vehicle ahead with high speed or high acceleration. In this case, the system emits a visual (warning light flash fast) as well as an acoustic warning (two sounds)
- The COLLISION PREVENTION ASSIST is always active and can be deactivated via the pushbutton in the upper control panel. With the deactivation of the system, the warning light in the low-line instrument cluster flashes the warning light, which stays on and additionally, "OFF" is shown for the 4s. The high-line instrument cluster shows a message about the system deactivation additional to the warning light.

Brake Assist PRO with COLLISION PREVENTION ASSIST: The Brake Assist is always active and monitors the current driving conditions and situations in the speed range between 19 mph and vehicle top speed. The system cannot be deactivated by the driver. The Brake Assist PRO calculates the ideal precise braking force needed to avoid an accident when a danger of a collision is detected and makes the best possible use of any distance remaining. This means that the driver behind also has better chances of preventing a rear end collision. The Brake Assist PRO supports the driver during this brake application with increased brake pressure.



BENEFITS

- COLLISION PREVENTION ASSIST is a passive safety system that helps the driver avoid accident and rear-end collisions
- Visual and acoustic warnings signal an imminent collision and alert the driver

REMARKS

Caution: Please contact Sprinter Sales Engineering prior to painting or wrapping the bumper.



RETURN TO PREVIOUS PAGE

SPRINTER 906

JA7

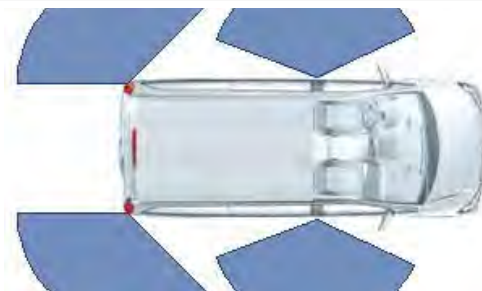
BLIND SPOT MONITORING

DETAILS & TECHNOLOGY

The Blind Spot Assist detects vehicles in the blind spot with four individual, near-range radar units mounted behind the B-pillar panels and behind the rear bumper. If a vehicle is detected in the blind spot, a red triangle is displayed in the respective exterior mirror. If, despite this visual warning, the driver still indicates to change lanes, the red triangle flashes and an acoustic warning is also given to escalate the threat level and alert the driver.

The system is active at speeds from 19 mph up to vehicle top speed. Below 19 mph, a yellow triangle symbol in the side mirror indicates that the system is not active. This prevents false alarms during parking and/or low speed maneuvers.

The Blind Spot Assist is always active and can be deactivated via the pushbutton in the upper control panel. With the deactivation of the system a yellow triangle symbol in the side mirror indicates that the system is not active. A red and yellow triangle symbol in the side mirror indicates that the system is ready to operate with the engine start (self-test).



BENEFITS

Aids in lane changes and can help to prevent blind spot-related collisions.

REMARKS

Caution: Please contact Sprinter Sales Engineering prior to painting or wrapping the bumper and/or B-pillar panels.

SPRINTER 906

JA8

CROSSWIND ASSIST

DETAILS & TECHNOLOGY

Crosswind Assist detects strong gusts of crosswind and helps the driver to stay on course. At speeds of 50 mph and over it corrects the vehicle's course by means of automatic braking intervention on the wheels on the side of the vehicle facing the wind. The specific braking intervention by Hydraulic Brake Assist, which is activated by ADAPTIVE ESP® produces a yaw response, which markedly reduces the track offset. In this way, Crosswind Assist gives the driver a substantially enhanced feeling of safety and prevents inappropriate reactions. The system filters out weak crosswind signals and Crosswind Assist becomes active only when a certain threshold is exceeded. Crosswind Assist is available for crew buses and panel vans in the standard, long and extra-long body variants and in the 3.5 T and 3.88 T weight variants.



BENEFITS

- Helps to keep the vehicle on course in strong crosswinds
- Corrects the course by means of automatic braking intervention
- Helps to avoid inappropriate reactions by the driver

REMARKS



RETURN TO PREVIOUS PAGE

SPRINTER 906

JK3

PIXEL MATRIX DISPLAY

DETAILS & TECHNOLOGY

The instrument cluster with pixel matrix display consists of an analogue speedometer (left), a rev counter with fuel gauge in the lower part of the dial (right) and a two-part pixel matrix display (center). The white dials, along with their needles and scales, are backlit by LEDs. The pixel matrix display is illuminated by yellow LEDs (red LEDs for warning messages in the upper status field).

The pixel matrix display shows a range of information, including display settings, time of day, auxiliary heater status, lighting and tire pressure information, speed limiter setting, warning messages and audio, navigation, telephone and trip computer functions. Most operations can be performed from the multifunction steering wheel (code CL4).



BENEFITS

More information can be displayed. The pixel matrix display offers enhanced display and information capabilities. Part of the indicator light strip has been replaced by symbols and messages in the pixel matrix display for a cleaner look and greater clarity.

REMARKS



RETURN TO PREVIOUS PAGE

SPRINTER 906

JP2

DRIVING ASSISTANCE PACKAGE

DETAILS & TECHNOLOGY

The Driving Assistance Package is comprised of COLLISION PREVENTION ASSIST, Lane Keeping Assist, Blind Spot Assist (for Cargo and Passenger Van only) and Highbeam Assist. It is designed to reduce the risk of accidents in many situations and to improve driving comfort.

COLLISION PREVENTION ASSIST (code JA6)

The COLLISION PREVENTION ASSIST driving assistance system enhances active driving safety. It combines a radar-based distance warning function with braking intervention by BAS[®] PRO Brake Assist to help reduce the risk of a rear-end collision. The distance warning function of COLLISION PREVENTION ASSIST is based on a mid-range radar sensor incorporated into the front end of the vehicle, which continuously monitors the distance from the vehicle ahead and its relative speed in a speed range for the driver's vehicle from 19 to 82 mph. It is able to detect stationary objects up to a speed of 43.5 mph.

When the distance from the vehicle ahead remains below the safety margin for several seconds, a warning lamp appears in the instrument cluster. In the event of a fast further reduction in this distance as a result of high speed or strong acceleration, an intermittent tone will additionally sound. COLLISION PREVENTION ASSIST simultaneously activates BAS[®] PRO Brake Assist. This system calculates the brake pressure that would be necessary to avoid a rear-end collision. If the driver now steps heavily on the brake pedal, BAS[®] PRO will automatically increase the brake pressure as necessary to a level that is appropriate to the given situation. This also grants the traffic behind the longest possible time in which to react. In the event of emergency braking, ABS prevents the wheels from locking. Brake assistance by BAS[®] PRO Brake Assist is discontinued when the brake pedal is released or when a danger of a collision no longer applies.

Switching COLLISION PREVENTION ASSIST on and off: The distance warning system does not require to be switched on, but can be switched off by means of a switch in the cockpit. BAS[®] PRO Brake Assist is thus always active in the background.

The radar-based distance warning function may be impaired by:

- Snow
- Rain
- Soiled sensors
- Other radar sources

Possible restrictions regarding the identification of obstacles:

- Narrow vehicles ahead, such as motorcycles
- Vehicles ahead that are offset to the side of the Sprinter's course of travel

The radar-based distance warning system will not respond:

- To people and animals
- To oncoming vehicles
- To crossing traffic

Lane Keeping Assist (code JW5). Lane Keeping Assist incorporates a camera that is positioned on the inside of the windshield. This camera is able to identify clear lane markings by analyzing differences in contrast between the road surface and the lane boundary lines. An electronic control unit processes the camera data and the driver's activities in order to determine whether the vehicle is leaving its lane intentionally or unintentionally. On identifying unintentional departure from the vehicle's lane, the system outputs an acoustic and visual warning. The danger of accidents resulting from microsleep or failing concentration is reduced in this way.

The system will not output any warnings in the following situations:

- When turning off
- When the turn indicator is activated
- When pulling back over into lane after overtaking
- Upon intervention by another safety system, such as ABS or ESP[®]

Components of Lane Keeping Assist:

- Camera on the inside of the windshield
- Electronic control unit
- Image-processing software

Blind Spot Assist (code JA7) (NOT for Cab Chassis). Blind Spot Assist is a safety system that detects vehicles in the blind spot and can help to avoid collisions by means of visual and acoustic warnings. The system employs four short-range radar sensors to monitor the blind spot in a range up to 10 feet behind and alongside the vehicle. The system is activated via the instrument cluster and is operational at a vehicle speed of 19 mph or over. When a vehicle is located in the blind spot, a red illuminated triangle appears in the appropriate exterior mirror. If the driver activates the turn indicator despite this warning, an acoustic warning will additionally sound.

Indicators and warnings:

- When Blind Spot Assist is active, the yellow indicator lamp in the exterior mirrors is on up to a vehicle speed of 19 mph.
- At speeds of 19 mph and above, Blind Spot Assist is active and the yellow indicator lamp goes off
- Whenever a vehicle moves into the blind spot monitoring range from the rear or the side, the red warning lamp is activated in the corresponding exterior mirror
- When the driver is overtaking another vehicle, the warning is output only when the differential speed is less than 7.5 mph
- When a vehicle is detected in the blind spot monitoring range and the driver activates the corresponding turn indicator, a double warning tone sounds once and the warning light flashes

Components of Blind Spot Assist:

- Four short-range sensors
- Indicating lights in the exterior mirrors
- Signaling equipment for the acoustic warning

Highbeam Assist (code LA1). Highbeam Assist is controlled by a camera behind the windshield, which continuously monitors the area in front of the vehicle and the traffic situation ahead of the vehicle. When the system does not detect any vehicles ahead or oncoming traffic in the reflection zone, high beam is switched on automatically. Highbeam Assist is activated when the rotary light switch is set to "AUTO" and the high beam function of the combination switch on the steering wheel is switched on. Permanent deactivation is possible via the instrument cluster. Highbeam Assist is active from a speed of 22 mph and operates fully automatically. It is available both for halogen and for Bi-Xenon headlamps.

Components of Highbeam Assist:

- Camera on the inside of the windshield
- Electronic control unit
- Image-processing software



RETURN TO PREVIOUS PAGE

SPRINTER 906**JW0****ALARM — REAR BACKUP****DETAILS & TECHNOLOGY**

When reverse gear is selected with the ignition switched on, an audible signal is activated. If reverse gear is engaged twice within four to five seconds, the volume of the reversing warning signal switches to the quieter setting. This procedure must be repeated every time a reversing operation is to be performed with reduced signal volume.

The reversing warning system cannot be switched off. Switching off the ignition reactivates the default setting. The horn for the reversing warning system is normally fitted on the inside of the end crossmember.

A sticker stating "Engage reverse gear twice in quick succession to set the reversing beeper to the quieter nighttime setting" is enclosed with the vehicle document wallet.

BENEFITS

Warns passers-by that a vehicle is reversing. An audible warning signal alerts passers-by that a vehicle is reversing.

REMARKS

Choice of two signal volumes: a) Standard volume 90 decibels. b) Nighttime volume maximum 78 decibels and 68 decibels at a distance of 7.5 m (24.5 ft).

SPRINTER 906**JW2****DEACTIVATE LAMP MONITORING FAILURE****DETAILS & TECHNOLOGY**

This code deactivates the monitoring of the vehicle's exterior lighting system.

Makes it possible for aftermarket lamps to be fitted to the vehicle.

Provided that the maximum lamp load is not exceeded, it is possible to connect further lamps to the vehicle's electrical system without the indicator lamp in the instrument cluster lighting up and an error being incorrectly recorded in the SAM control unit memory. Body builders can fit lamps that are needed for the specific body.

License plate light: 1.0 A

Backup light: 2.4 A

Turn signal: 1.75 A - 1.96 A (maximum 2.1 A)

Fog light: N/A (tape back)

Tail light: 1.0 A

When using LEDs, a resistor must be used to compensate for the lower amp draw. Turn signal LEDs amp draw is recommended to be between 1.75 A - 1.96 A (maximum 2.1 A) otherwise rapid flashing will occur.

Please consult the Body Builder Information Book for further information.

BENEFITS

Standard on Chassis Cab.

REMARKS



RETURN TO PREVIOUS PAGE

SPRINTER 906


JW5

LANE KEEPING ASSIST

DETAILS & TECHNOLOGY

The code JW5, Lane Keeping Assist monitors the area in front of the vehicle at speeds from 7 mph by means of a camera at the top of the windshield. The system detects lane markings on the road and provides an acoustic warning when the vehicle passes the lane marking. The driver needs to correct the vehicle's course. There is no vibration in the steering wheel.

The system can recognize maneuvers during which drivers leave their lane intentionally – when cutting a corner, for example, and thus does not issue a warning unnecessarily. There is also no warning if the driver accelerates before overtaking or entering a highway, brakes heavily or enters a bend. The Lane Keeping Assist is always active and can be deactivated via the pushbutton in the upper control panel. The deactivation of the system will be shown in the instrument cluster.



BENEFITS

- Lane Tracking Assist can prevent accidents due to inattentiveness or fatigue where the driver is drifting out of its intended lane
- Acoustic signal alerts distracted or fatigue drivers (example: texting or eating)

REMARKS

SPRINTER 906

K60

EXHAUST STRAIGHT TO REAR

DETAILS & TECHNOLOGY

The exhaust pipe runs in a straight line to the rear and ends shortly before the rear of the vehicle.



BENEFITS

- Rear-exiting exhaust
- Recommended for vehicles used in applications such as passenger transport and distribution work

REMARKS

Standard on all models.



RETURN TO PREVIOUS PAGE

SPRINTER 906

KB0

FUEL TANK – 26.4 GALLON

DETAILS & TECHNOLOGY

Only for Cab Chassis. 26.4-gallon fuel tank for all Cab Chassis.



BENEFITS

REMARKS

SPRINTER 906

KB7

FUEL TANK – 24.5 GALLONS

DETAILS & TECHNOLOGY

Standard on all Sprinters except Cab Chassis. 24.5-gallon capacity.



BENEFITS

REMARKS



RETURN TO PREVIOUS PAGE

SPRINTER 906

KL1

AUXILIARY FUEL SENDING UNIT W/FUEL TAP

DETAILS & TECHNOLOGY

The fuel gauge sensor is fitted with an additional fuel connection to facilitate retrofitting of a fuel-powered auxiliary heater and/or generator. The fuel tank can be consumed down to approximately five gallons. A "pig tail" (see picture) is located next to the fuel filler pipe and can be easily accessed from the driver side.



BENEFITS

Simplified retrofitting of an auxiliary heater.

REMARKS

See the Body Builder Book for more information.


SPRINTER 906

KL5

FUEL FILTER W/WATER SEPARATOR

DETAILS & TECHNOLOGY

On vehicles with diesel engines, a water separator and a sensor are fitted to the fuel filter. The water separator absorbs the water contained in diesel fuel with higher water content. A control lamp indicates that the water separator is full. For servicing and cleaning, see the Operating/Service Instructions.



BENEFITS

Enhanced reliability when using poor-quality fuel. Enhanced engine reliability when using diesel fuel with a high water content.

REMARKS



RETURN TO PREVIOUS PAGE

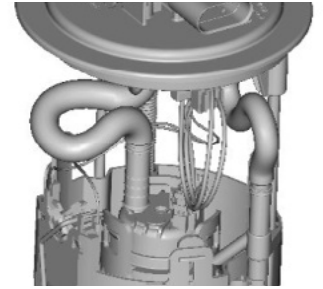
SPRINTER 906

KP1

FUEL PUMP, ELECTRIC

DETAILS & TECHNOLOGY

The electrically controlled fuel pump (KP1) delivers only the necessary quantity of fuel with the required pressure. This means that it does not have to be in operation constantly, thus saving energy. This leads to a reduction in fuel consumption and consequently to reducing CO2 emissions as well.



BENEFITS

Reduction of fuel consumption and CO2 emissions.

REMARKS

SPRINTER 906

L16

FOG LAMPS

DETAILS & TECHNOLOGY

The halogen fog lamps are wide-beam headlamps integrated into the bumper. They therefore provide wide, near-field illumination. They can be switched on via the rotary light switch.



BENEFITS

Better visibility in adverse weather conditions. The H7 fog lamp improves illumination of the road in fog or heavy rain or snow without blinding oncoming traffic, and thus provides enhanced safety.

REMARKS



RETURN TO PREVIOUS PAGE

SPRINTER 906

L49

IDENTIFICATION LAMPS (LED)

DETAILS & TECHNOLOGY

Vehicle marker and clearance lamps are required by law on all vehicles with a total width of 80 inches and above according to FMVSS/CMVSS standards.



BENEFITS

The advantages of the LED technology at a glance:

- Extremely low energy consumption
- No light source replacement, no servicing
- Very long service life

REMARKS

SPRINTER 906

L63

CEILING LIGHTS IN REAR COMPARTMENT, LED


DETAILS & TECHNOLOGY

A ceiling light is fitted in the roof center at the rearmost roof bow. A second ceiling light is fitted centrally on the C-pillar bow.

The manual on/off switch is located on the rear portal light (standard equipment). The light is also switched on and off automatically, when the sliding door/doors and the rear doors are opened and closed.

Cargo compartment features LED technology with the following advantages:

- Extremely low energy consumption
- Very long service life
- Illuminance approximately 140 Lux at 1 m (3 ft)
- Light color 4000 K (neutral white) with 16 high-power LEDs



BENEFITS

The lighting provides additional illumination in the load compartment, for a better view when loading and unloading.

REMARKS



RETURN TO PREVIOUS PAGE

SPRINTER 906**L65****INTERIOR LIGHTS, CARGO/PASSENGER COMPARTMENT****DETAILS & TECHNOLOGY**

Two additional ceiling lights are fitted at the roof frame on the side of the load/passenger compartment. A door contact switch turns the lights on and off when the load compartment doors are opened and closed. The lights can also be switched on and off by means of the switch for the standard light at the rear of the roof frame.

**BENEFITS**

Allows more light into load/passenger compartment. The ceiling lights allow the vehicle to be loaded and unloaded in the hours of darkness.

REMARKS**SPRINTER 906****L71****LIGHT/MOTION SENSOR IN LOAD COMPARTMENT****DETAILS & TECHNOLOGY**

A motion sensor automatically activates the load compartment lighting if motion is detected in the load compartment when the vehicle is stationary.

BENEFITS

Automatic load compartment illumination. As soon as the driver/co-driver moves from the cab into the rear section, the lighting is automatically activated to provide improved illumination.

REMARKS



RETURN TO PREVIOUS PAGE


SPRINTER 906

L72

ELECTRICAL PRE-INSTALLATION FOR LOAD COMPARTMENT LIGHTING

DETAILS & TECHNOLOGY

Instrument panel switch and wiring to rear crossmember. (Chassis Cab). The interface supports bulb loads up to a maximum of 4 amps and ohmic loads up to a maximum of 10 amps.



BENEFITS

Simplifies retrofitting of load compartment lighting. Allows body manufacturers to install cargo compartment lights quick and easy. Available for Chassis Cab.

REMARKS

SPRINTER 906

L76

WIRE HARNESS TAIL LAMP W/EXT WIRING

DETAILS & TECHNOLOGY

The electrical lines leading to both tail lamps are approximately 6.5 ft longer than the standard fit lines. They are rolled up and temporarily fastened to the frame.

BENEFITS

Makes it easy to fit the tail lights in a different position. The extended tail light line serves as a pre-installation, e.g., for body manufacturers who wish to fit the tail lights in a different position.

REMARKS

See Body Builder Book for more information.



RETURN TO PREVIOUS PAGE

SPRINTER 906

L77

WIRING FOR ADDITIONAL TURN SIGNALS

DETAILS & TECHNOLOGY

Wiring for additional turn signals left/right, wire located at rear crossmember, blink module located in driver seat pedestal.



BENEFITS

Easy fitting of additional direction indicators. The additional electric wiring makes to add additional turn signals on the body.

REMARKS

If a vehicle is equipped this way and the customer does not wish to use the additional turn signal, simply remove the blink module located in the driver seat simply by pulling it upward.

Available for Chassis Cab.

SPRINTER 906

L90

TAIL LAMP DELETED

DETAILS & TECHNOLOGY

The vehicle is supplied without lights or turn signal at the rear of the vehicle but with the relevant connector and wiring.

Body builders can fit aftermarket lamps:

License plate light: 1.0 A

Backup light: 2.4 A

Turn signal: 1.75 A - 1.96 A (maximum 2.1 A)

Fog light: N/A (tape back)

Tail light: 1.0 A

When using LEDs, a resistor must be used to compensate for the lower amp draw. Turn signal LEDs amp draw is recommended to be between 1.75 A - 1.96 A (maximum 2.1 A) otherwise rapid flashing will occur. Please consult the Body Builder Information Book for further information.

BENEFITS

Pre-installation for alternative rear lights. Allows body manufacturers to fit alternative lights and direction indicators at the rear of the vehicle.

REMARKS



RETURN TO PREVIOUS PAGE

SPRINTER 906

L94

PARKING LIGHTS DELETION

DETAILS & TECHNOLOGY

Deletion of parking lights since all U.S./Canada vehicles are over 3.5 tons.

BENEFITS

REMARKS

SPRINTER 906

LA1

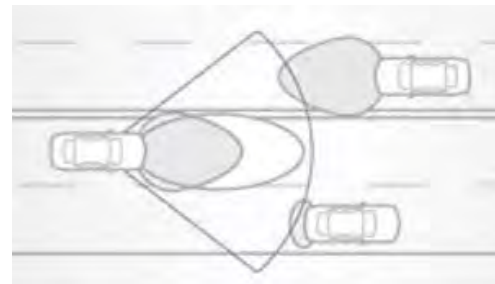
HIGHBEAM ASSIST

DETAILS & TECHNOLOGY

Highbeam Assist is controlled by a camera behind the windshield which continuously monitors the area in front of the vehicle and the traffic situation ahead of the vehicle. When the system does not detect any vehicles ahead or oncoming traffic in the reflection zone, high beam is switched on automatically. Highbeam Assist is activated when the rotary light switch is set to "AUTO" and the high beam function of the combination switch on the steering wheel is switched on. Permanent deactivation is possible via the instrument cluster. Highbeam Assist is active from a speed of 22 mph and operates fully automatically. It is available both for halogen and Bi-Xenon headlamps.

Components of Highbeam Assist:

- Camera on the inside of the windshield
- Electronic control unit
- Image-processing software



BENEFITS

- Ideal illumination of the road at all times without blinding oncoming traffic
- Automatic adjustment for enhanced comfort
- This assist can be deactivated permanently in the instrument cluster or by the optionally available multifunction steering wheel, code CL4

REMARKS



RETURN TO PREVIOUS PAGE

SPRINTER 906

LB5

THIRD BRAKE LIGHT

DETAILS & TECHNOLOGY

An additional LED brake light is fitted at the rear edge of the panel van or passenger roof. The third brake light does not affect the height of the vehicle at the rear.



BENEFITS

Enhanced active safety. The LED-based brake light responds more quickly and is visible from afar. Particularly in bad weather, the better visibility provides enhanced safety without affecting vehicle functionality. Standard on Cargo, Crew and Passenger Vans.

REMARKS

SPRINTER 906

LB9

ILLUMINATED EXIT

DETAILS & TECHNOLOGY

The exit lights are integrated in the driver's and co-driver's doors. They direct their light down onto the ground when the doors are opened. If a rubber flooring is ordered for the cargo compartment/passenger compartment, a further exit light is fitted in the step trim of the sliding load-compartment door.



BENEFITS

Improves safety when getting in and out of the vehicle. As the doors opens, the exit lights turn on automatically.

REMARKS



RETURN TO PREVIOUS PAGE

SPRINTER 906

LD0

OVERHEAD CONTROL PANEL WITH TWO READING LIGHTS

DETAILS & TECHNOLOGY

The standard ceiling light in the cab roof is replaced by an overhead control panel with two reading lights, which can be switched on and off separately. The switches are situated in the overhead control panel. If the light is switched on manually by means of the switch in the overhead control panel, it is automatically switched off again after approximately 20 minutes.



BENEFITS

- Optimal reading lights for the driver and co-driver
- Prevents the driver being dazzled

The reading lights provide targeted lighting for the driver and co-driver. Allows the co-driver to read maps and other documents, etc., without dazzling the driver thanks to targeted lighting.

REMARKS

The overhead control panel also incorporates a spectacles compartment, unless the vehicle is fitted with an interior monitoring system (codes FY1, FZ4).


SPRINTER 906

LD4

CONVENIENCE LIGHTING IN PASSENGER COMPARTMENT

DETAILS & TECHNOLOGY

The standard-fit interior lights have an additional switch on the dashboard to switch on the light in each seat row. The switch on the light in each seat row only operates the designated light and has three settings: "Off," "On" and "Door contact." If the switch is in the "Door contact" position, the light comes on when the door is opened and goes off when the door is closed. The switch on the dashboard allows the driver to activate or deactivate the switch settings for the lights in the rear. All doors are fitted with door contact switches and the battery is discharge-protected.



BENEFITS

The lighting in the rear compartment can be switched on and off separately at each seat row. The load/passenger compartment lighting can be switched on and off from any seat in the vehicle.

REMARKS



RETURN TO PREVIOUS PAGE

SPRINTER 906

LGO

BI-XENON HEADLAMPS

DETAILS & TECHNOLOGY

The Bi-Xenon headlamps use xenon lighting technology to produce both the low- and high-beam lights. The light source is a gas HID (High Intensity Discharge) lamp that produces a luminous arc in a quartz bulb filled with a gas mixture. The same gas discharge bulb is used for both the low- and the high-beam lighting.

With Bi-Xenon headlamps, LED daytime driving lamps are included. The LED daytime driving lamps will be switched on independently of the master light switch position with engine start. In this case, further lights are not active. The LED daytime driving lamps dim down with the use of the low-beam light. The daytime driving lamps can be switched permanently on/off at the instrument cluster or by the optionally available multifunction steering wheel, code CL4.

The high beam is produced using the full-light beam, while the low beam is produced by moving a shutter between the bulb and the lens, so that the long-range portion of the light is blocked off, thus preventing blinding oncoming traffic.

Sensor-controlled dynamic range adjustment automatically counteracts changes in the angle of the headlamps caused by changes in the attitude of the vehicle when braking or accelerating, or due to changes in payload, and prevents blinding for oncoming drivers. If the windshield washer is operated when the headlamps are switched on, water jet nozzles are automatically extended and the headlamps are cleaned with a high-pressure jet.



BENEFITS

- Significantly increased range in low-beam mode
- Wider illumination of the road perimeter in low-beam mode
- Long service life
- Automatic headlamp range adjustment prevents oncoming traffic from being blinded

REMARKS

Vehicles with Bi-Xenon headlamps are fitted with automatic headlamp range adjustment and a headlamp cleaning system.



RETURN TO PREVIOUS PAGE

SPRINTER 906

LG6

DAYTIME DRIVING LIGHTS

DETAILS & TECHNOLOGY

- In the standard halogen headlamps, LG6 is realized with a halogen bulb
- All vehicles ordered with the optionally available Bi-Xenon headlamps, code LG0, will be equipped with the LED daytime driving lights
- Daytime driving lights will be switched on independently of the master light switch position with engine start
- Daytime driving lights dim down with the use of the low-beam light
- Daytime driving lights can be switched on/off permanently at the instrument cluster or by the optionally available multifunction steering wheel, code CL4

BENEFITS

- Daytime running lights enhance safety as vehicles can be noticed easily by other motorists
- LED daytime lights (if LG0 is equipped) enhance the Sprinter's a modern and aggressive lines

REMARKS

SPRINTER 906

LV6

THIRD BRAKE LIGHT PREP

DETAILS & TECHNOLOGY

A wiring harness fitted with a white four-pin flat connector is laid in the base of the driver's seat.

Two of the pins are wired, one with a brown ground cable with a cross section of 1.5 mm and one with a black and yellow cable with a cross section of 0.55 mm.

BENEFITS

Easy connection of the third brake light by a body manufacturer. This pre-installation enables the body manufacturer to connect the third brake light easily.

REMARKS



RETURN TO PREVIOUS PAGE

SPRINTER 906


LV7

CLEARANCE LIGHT PREP**DETAILS & TECHNOLOGY**

Connector for aftermarket identification lights. Located inside the driver seat pedestal; usually taped to the floor.

- Clearance/identification light prewire (red/yellow)
- Ground (brown)

Fused with 7.5 amps.

**BENEFITS**

Allows identification and clearance lights to be retrofitted easily.

REMARKS

This plug comes only with the five roof clearance lights.

SPRINTER 906

M20

SPEED LIMITATION 65 MPH (FLEET ONLY)**DETAILS & TECHNOLOGY**

The top speed is limited to 65 mph via the engine management.

BENEFITS

For vehicles for which speed limitation is desired or is necessary for technical reasons.

REMARKS



RETURN TO PREVIOUS PAGE

SPRINTER 906

M40

ALTERNATOR 14 V/200 A

DETAILS & TECHNOLOGY

A high-output alternator rated at 14 V/200 A is fitted instead of the standard alternator, and only in conjunction with code M47, alternator for Fuel Economy.

BENEFITS

- Improves efficiency
- Increases output
- Reduces noise

The more powerful alternator increases the performance of the electrical system. It ensures that the increased power requirements of additional electrical equipment are met. It also ensures fast battery charging in vehicles frequently used on short-distance trips and at low temperatures.

REMARKS

Only for cylinder vehicles, and included with code 4CE.

SPRINTER 906

M46

ALTERNATOR 14 V/220 A

DETAILS & TECHNOLOGY

Standard high-capacity 14 V/220 A alternator. This alternator is automatically specified in conjunction with six-cylinder package, 6CE.

BENEFITS

- Improves battery charging in short-distance operation
- Enhances electrical system performance

The higher-capacity alternator enhances the performance of the electrical system in vehicles such as ambulances or fire-fighting vehicles. It meets the power requirements of high-consumption electrical auxiliaries such as tailgate lifts. It also ensures rapid battery charging in the case of frequent short-distance operation and operation in cold ambient temperatures.

REMARKS



SPRINTER 906

M47

ALTERNATOR FOR FUEL ECONOMY

DETAILS & TECHNOLOGY

The available alternators 200 A and 250 A are indicated with code M47 as generator for fuel economy with following advantages/product features at a glance:

- Increased efficiency
- Reduced noise
- Increased uprating
- Optimized weight

These innovations are results from an optimized stator package, use of high-efficiency-diode, better electrolyte level and solenoids.



BENEFITS

REMARKS

SPRINTER 906

M53

HIGH IDLE – PRESET

DETAILS & TECHNOLOGY

This electronic rpm governor maintains a constant rpm, e.g., for auxiliary drive operation.

Under load change, rpm may fluctuate by approximately +/- 50 rpm (depending on engine, load and rpm).

The standard factory setting is 1500 rpm. Higher or lower rpm can be programmed using the Star Diagnosis system.



BENEFITS

Constant rpm. Necessary if a virtually constant rpm must be maintained in order to operate an auxiliary unit such as a pump.

REMARKS

NOT suitable for operating 220 V generators.

Recommended for:

- Ambulances
- Shuttle services
- Applications with longer idle times



RETURN TO PREVIOUS PAGE

SPRINTER 906

M60

GENERATOR 14 V/250 A

DETAILS & TECHNOLOGY

A high-output alternator rated at 14 V/250 A is fitted instead of the standard alternator, and only in conjunction with code M47, alternator for fuel economy.

BENEFITS

- Improves efficiency
- Increases output
- Reduces noise

The more powerful alternator increases the performance of the electrical system. It ensures that the increased power requirements of additional electrical equipment are met. It also ensures fast battery charging in vehicles frequently used on short-distance trips and at low temperatures.

REMARKS

Only for four-cylinder (package 4CE) vehicles. Code M60, 14 V/250 A generator, is added automatically in conjunction with a high-performance air conditioning system in the passenger compartment, code H08.

SPRINTER 906

MD3

TOP-SPEED LIMITATION TO 74 MPH

DETAILS & TECHNOLOGY

The top speed is limited to 120 km/h (74 mph) via the engine management.

BENEFITS

For vehicles for which speed limitation is desired or is mandatory for technical reasons (e.g., haulage vehicles, special-purpose vehicles).

REMARKS



RETURN TO PREVIOUS PAGE

SPRINTER 906

MG3

ENGINE 2.1: 4-CYLINDER TURBO DIESEL

DETAILS & TECHNOLOGY

Four-cylinder OM 651 diesel engine with fourth-generation common rail technology generates a rail pressure of 1800 bar (26,100 psi) in the high-pressure reservoir. The maximum ignition pressure in the cylinders is 200 bar (2,900 psi). The two-stage turbocharger comprises a high-pressure and a low-pressure exhaust gas turbocharger. The fuel is injected directly into the combustion chamber with the aid of solenoid valves. The engine comes with a rear-mounted camshaft drive and two-mass flywheel to isolate the crankshaft's vibration stimuli from the drive system. Two balancer shafts with counterweights ensure that the centers of gravity of the pistons and counterweights move in parallel to the cylinders' axes, thereby maintaining the common center of gravity in approximately the same place (Lanchester balancer). In addition, the oil injection nozzles and the water pump are activated on demand.

TECHNICAL DATA

No. of cylinders/arrangement: 4/in-line

Valves: 4 (2 in/2 out)

Bore/stroke: 83.0 mm/99 mm

Cubic capacity: 2143 cc

Output: 161 hp at 3800 rpm

Maximum torque: 266 lb.-ft. at 1400-2400 rpm

Compression ratio: 16.2:1

Injection system: Common-rail direct injection (CDI)

BENEFITS

High levels of in-gear acceleration

- Compliance with the EPA14/CARB
- Low fuel consumption
- No turbo lag thanks to two-stage turbocharging

A consistently high level of torque is generated in the rev range from 1400 to 2400 rpm. The two-stage charging of the turbocharger enables high torque in all engine speed ranges without "turbo lag." A Lanchester balancer prevents disturbing inertia forces by means of two balancer shafts with counterweights. Important: Biodiesel B5 only.

REMARKS



RETURN TO PREVIOUS PAGE

SPRINTER 906

MG5

ENGINE – 3.0 L TURBO DIESEL

DETAILS & TECHNOLOGY

OM 642 six-cylinder diesel engine with common-rail direct injection (CDI) and fuel preheating. An intake-metered high-pressure pump sends fuel to the high-pressure accumulator (fuel rail), where pressures of up to 1600 bar (23,200 psi) is developed. The electrically controlled injectors inject the fuel directly into the combustion chamber. Thanks to the very high injection pressures, this system ensures excellent mixture formation. The electronic management allows good adaptation of injection timing and quantity to operating and driving conditions.

TECHNICAL DATA

No. of cylinders/arrangement: V6 72°

Valves: 4 (2 in/2 out)

Bore/stroke: 83.0 mm/92.0 mm

Cubic capacity: 2987 cc

Output: 140 kW (188 hp) at 3800 rpm

Max. torque: 440 Nm (325 ft-lbs.) at 1400-2400 rpm

Compression ratio 18.0:1

Injection system: Common-rail direct injection (CDI)

BENEFITS

- High flexibility
- High torque
- Powerful acceleration
- Optimized fuel consumption
- Meets EPA 2013 emission standard
- Low noise

Noise, exhaust emissions and fuel consumption are optimized by multi-stage injection and a turbocharger.

Optimization of the engine control unit and the use of a diesel particulate filter with DEF (Diesel Emission Fluid) enable this engine to meet the stringent exhaust emission limits of EPA 2013 standard and is 50 states certified.

High torque output already at very low rpm (1400 to 2400 rpm).

IMPORTANT: Biodiesel B5 only.

REMARKS



RETURN TO PREVIOUS PAGE

SPRINTER 906

MH5

EMISSIONS EPA 14/CARB

DETAILS & TECHNOLOGY

Emissions Standard Certification

BENEFITS

REMARKS

SPRINTER 906

MH7

EMISSION EPA 16/CARB

DETAILS & TECHNOLOGY

Emissions Standard Certification.

BENEFITS

REMARKS



RETURN TO PREVIOUS PAGE

SPRINTER 906

MH8

SULEV EMISSIONS

DETAILS & TECHNOLOGY

According to the CARB emission legislation, the Sprinter is categorized as a Medium Duty Vehicle (MDV). The future CARB LEVIII SULEV emission standards of MDVs are to be phased in from 2018 to 2022. From 2023 onward the SULEV limits will be mandatory for all newly introduced MDV vehicles. With this code, the Sprinter is programmed with an improved combustion, emission and OBD calibration to meet the higher requirements of LEVIII SULEV. All while maintaining the same fuel economy customers expect from the regular Sprinter with the 4CE 4-cylinder engine (LEVIII ULEV version).

BENEFITS

With the 4CE 4-cylinder OM651 and the optional emissions MH8 the message to customers can benefit from a compound effect of less fuel consumption (4CE engine) + less emissions (MH8).

Although customers might not save actual money by lowering their emissions to the 2023 standard, customers are minimizing the ecological footprint by:

- Burning as little as possible fossil fuels
- Having as little as possible tailpipe emissions that already fulfill CARB 2023 standards

This may result in other tangible value to any given customer that gets carries over to the bottom line. (E.g., tax credits, public perception, green image, etc.)

REMARKS

SPRINTER 906

MS1

CRUISE CONTROL

DETAILS & TECHNOLOGY

Subject to engine performance, any speed upwards of 30 km/h (20 mph) can be stored using the cruise control stalk on the steering column. Cruise control will maintain a constant speed under normal driving condition.

Operating the cruise control stalk:

Up: the current or a higher speed is stored

Down: the current or a lower speed is stored

Pull back: resumes the last stored speed

Push forward: cruise control function is switched off



BENEFITS

- Constant speeds result in fuel-efficient driving
- Easier compliance with speed limits

REMARKS



SPRINTER 906

MT4

HIGH-IDLE – DRIVER ADJUSTABLE

DETAILS & TECHNOLOGY

This electronic rpm governor maintains a constant rpm, e.g., for auxiliary drive operation.

Under load change, rpm may fluctuate by approximately +/- 50 rpm (depending on engine, load and rpm).

The high-idle factory setting is 950 rpm. The factory setting can be adjusted by the dealer using the Star Diagnostic System to a different value.

The rpm setting can be driver adjusted in 50 rpm increments up or down by using the rocker switch.



BENEFITS

Constant engine speed, variable settings. Necessary if a virtually constant rpm must be maintained in order to operate an auxiliary unit such as a loading crane.

REMARKS

Not suitable for operating 220 V generators.

If necessary, can also be programmed to allow the cruise control stalk to be used for changing the rpm setting.

Recommended for:

- Ambulances
- Shuttle services
- Applications with longer idle times

SPRINTER 906

MV6

"V6" BADGE ON RIGHT REAR CARGO DOOR

DETAILS & TECHNOLOGY

A V6 Badge is affixed to the right rear cargo door on all vehicles with CE6 package and MG5 V6 engine.

BENEFITS

Delineates a Sprinter equipped with MG5 V6 engine.

REMARKS



RETURN TO PREVIOUS PAGE

SPRINTER 906

MZO

BLUEEFFICIENCY BADGE (MERCEDES-BENZ ONLY)

DETAILS & TECHNOLOGY

BlueEFFICIENCY is a vehicle-specific package of individual measures, which primarily reduce the fuel consumption and CO₂ emissions of the CDI diesel engines OM651 and OM642 (MG1, MG2, MG3, MG5), thereby conserving resources. Some of these measures also enhance comfort. The BlueEFFICIENCY package is made up of various individual technical solutions, e.g.:

- ECO steering servo pump (CL9)
- Alternator management (MG9)
- Electrically controlled fuel pump (KP1)
- Tires with lower rolling resistance (RR0)
- ECO Start/Stop function (MJ7, only in conjunction with ECO Gear manual transmission (GD8 or GD9))

BENEFITS

- Fuel savings and reduced CO₂ emissions for diesel engines
- Tax benefits possible thanks to reduced CO₂ emissions
- Sustainable conservation of the environment and resources
- Greater comfort

BlueEFFICIENCY is aimed at sustainable conservation of the environment and resources. BlueEFFICIENCY measures achieve considerable fuel savings. The associated reduction in CO₂ emissions ensures even more environmental protection and can lead to tax benefits, depending on national legislation. As a further advantage, many of the individual measures also have a comfort-enhancing effect.

REMARKS

SPRINTER 906

N62

PTO AT FRONT W/BRACKET FOR ADDITIONAL ALTERNATOR

DETAILS & TECHNOLOGY

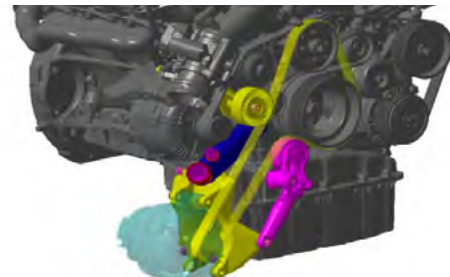
It is possible to attach an additional auxiliary alternator on the right side of the engine next to the oil pan.

Weight: max. 6.5 kg (14.33 lbs.)

Input: max. 8.5 kW

It is the upfitters responsibility to choose the correct belt length and to ensure the correct belt layout and belt durability.

Alternator is customer supplied.



BENEFITS

Allows an aftermarket alternator to be fitted. For more information please refer to the Body Builder Book.

REMARKS



RETURN TO PREVIOUS PAGE

SPRINTER 906

N63

BRACKET FOR AUX A/C COMPRESSOR

DETAILS & TECHNOLOGY

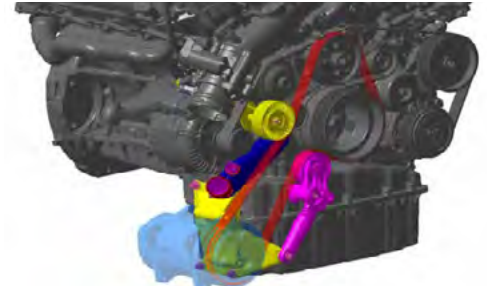
It is possible to attach an additional A/C or refrigerant compressor on the right side of the engine next to the oil pan.

Compressor weight: max. 6.5 kg (14.33 lbs.)

Input compressor: max. 8.0 kW

It is the upfitters responsibility to choose the correct belt length and to ensure the correct belt layout and belt durability.

A/C compressor or refrigeration compressor are customer supplied.



BENEFITS

Allows a separate A/C compressor to be fitted. For more information please refer to the Body Builder Book.

REMARKS

SPRINTER 906

N81

REFRIGERANT COMPRESSOR (KMV)

DETAILS & TECHNOLOGY

The refrigerant compressor will be switched on by the magnet clutch as long as needed whereby the inner friction losses and therewith the necessary input power can be reduced with results of less fuel consumption.

BENEFITS

Better fuel economy.

REMARKS

[RETURN TO PREVIOUS PAGE](#)**SPRINTER 906****P08****COVERING FOR TRANSPORT****DETAILS & TECHNOLOGY**

Chassis with cab base versions (F28, F50) are supplied with a cover for transport. In the case of vehicles specified with deletion of windows for bus version (code W94), code P08 includes polypropylene (PP) CON PEARL plastic panels to close the resulting apertures.

BENEFITS

Weatherproof transport protection.

REMARKS

Undamaged transport covers and cover frames can be returned carriage paid in exchange for a partial refund. No refund is provided on the plastic panels.

SPRINTER 906**P47****FRONT MUD FLAPS****DETAILS & TECHNOLOGY**

Plastic mud flaps are fitted to the wings behind the front wheels.

**BENEFITS**

Reduces dirt accumulation on the vehicle. The mud flaps reduce spray in the wet and help to keep the body and sides clean. Standard on all Sprinters.

REMARKS



RETURN TO PREVIOUS PAGE

SPRINTER 906**P48****REAR MUD FLAPS****DETAILS & TECHNOLOGY**

Plastic mud flaps are fitted behind the rear wheels.

**BENEFITS**

- Reduces dirt accumulation on the vehicle
- Better rearward visibility
- Improves visibility for traffic behind

The mud flaps reduce spray in the wet, thereby reducing dirt accumulation on the body and improving visibility for traffic behind. Standard on all Sprinter models.

REMARKS**SPRINTER 906****Q18****END CROSSMEMBER BOLTED****DETAILS & TECHNOLOGY**

The end crossmember is bolted to the side members.

**BENEFITS**

Allows easy retrofitting of bodies and attachments. Allows the end crossmember to be easily removed if necessary to make room for fitting box bodies, aerial platforms, etc.

REMARKS

 RETURN TO PREVIOUS PAGE

SPRINTER 906

Q24

TRAILER CROSSMEMBER WITH CAPACITY OF 5,000 LBS

DETAILS & TECHNOLOGY

As of production month 09/2010 the Q24 (trailer crossmember with towing capacity of 5,000 lbs.) is only available for:

Model:	Model designation:	GCWR (lbs.):
Cargo 2500: all WB	(x2CA144/x2CA170/x2CA170ext)	13,550
Cargo 3500: 170 WB EXT	(x3CA170ext)	14,990/ 15,520
Crew Vans: all WB	(x2CV144/x2CV170)	13,550
Passengers: all WB	(x2PV144/x2PV170)	13,550



The maximum towing weight is 2268 kg (5,000 lbs.), the maximum tongue weight is 227 kg (500 lbs.).

BENEFITS

This trailer hitch enables a conventional trailer coupling to be fitted, and also allows the connection of a power supply for the trailer.
 Note: The trailer hitch wiring does not support the wiring of a brake booster.

REMARKS

SPRINTER 906

Q72

END CROSSMEMBER DELETED

DETAILS & TECHNOLOGY

The rear-end crossmember is not fitted.
 Four weld nuts are fitted at the mounting plate corners.



BENEFITS

Easier mounting of special bodies and attachments.

REMARKS

 RETURN TO PREVIOUS PAGE

SPRINTER 906

QA4

TRAILER CROSSMEMBER WITH CAPACITY OF 7,500 LBS

DETAILS & TECHNOLOGY

As of production month 09/2010 the QA2 (trailer crossmember with towing capacity of 7,500 lbs.) is only available for:

Model:	Model designation:	GCWR (lbs.)
Cargo 3500: 144 WB; 170 WB	(x3CA144/x3CA170)	14,990/15,250
Cab Chassis: 144 WB; 170 WB	(x3CC144/x3CC170)	15,250
Passengers: N/A		
Crew Van: N/A		



The maximum towing is 3400 kg (7,500 lbs.), the maximum tongue weight is 340 kg (750 lbs.).

NOTE: NOT AVAILABLE ON CARGO 3500 (9,990 AND 11,030 LBS VERSION) WITH 170 WB EXTENDED (SEE Q24).

BENEFITS

This trailer hitch enables a conventional trailer coupling to be fitted, and also allows the connection of a power supply for the trailer.

NOTE: THE TRAILER HITCH WIRING DOES NOT SUPPORT THE WIRING OF A BRAKE BOOSTER.

REMARKS

SPRINTER 906

R60

SPARE WHEEL CARRIER PROVISION TO FRAME

DETAILS & TECHNOLOGY

On chassis versions with cab or crew cab, the spare wheel is provisionally mounted on the frame.



BENEFITS

For transport purposes. This provisional arrangement is used exclusively for transporting vehicles to Mercedes-Benz sales outlets, dealers or body manufacturers. The spare wheel must subsequently be relocated to another position in or on the vehicle.

REMARKS



RETURN TO PREVIOUS PAGE

SPRINTER 906

R65

SPARE TIRE CARRIER – UNDER FRAME

DETAILS & TECHNOLOGY

The spare wheel bracket is mounted under the end of the frame behind the rear axle.



BENEFITS

Allows a spare wheel to be carried without restricting the load compartment.

REMARKS

SPRINTER 906

R87

SPARE TIRE – STEEL

DETAILS & TECHNOLOGY

The vehicle comes with a spare wheel in the required size.

BENEFITS

Allows a wheel to be changed in the event of a puncture.

REMARKS



RETURN TO PREVIOUS PAGE

SPRINTER 906

R98

RIMS - PAINTED JET BLACK

DETAILS & TECHNOLOGY



BENEFITS

The vehicle is fitted with jet black (MB 9040) painted wheels.

REMARKS

May be legal requirement for fire-fighting vehicles, etc.

SPRINTER 906

RF1

TIRE BRAND – CONTINENTAL

DETAILS & TECHNOLOGY

Continental tires are fitted.

BENEFITS

Meets customer requirements.

REMARKS



RETURN TO PREVIOUS PAGE

SPRINTER 906

RF4

TIRE BRAND FIRESTONE (FLEET ONLY)

DETAILS & TECHNOLOGY

Firestone TransForce HT LT 215/85 R16

BENEFITS

At customer's request. Only tires of make Firestone are fitted.

REMARKS

Cab Chassis only and requires RH7.

SPRINTER 906

RH0

TIRE BRAND – KUMHO

DETAILS & TECHNOLOGY

Kumho tires are fitted.

BENEFITS

REMARKS



RETURN TO PREVIOUS PAGE

SPRINTER 906**RL5****LIGHT-ALLOY WHEELS****DETAILS & TECHNOLOGY**

Installation of four 6.5 J x 16 light-alloy wheels with longer wheel bolts (73 mm) for 235/65 R 16 C tires.

**BENEFITS**

Enhances the look of the vehicle. The light-alloy wheels enhance the appearance of the vehicle.

REMARKS

The spare wheel, if specified, is a steel wheel (six-wheel bolts for the steel wheel are included).

SPRINTER 906**RM0****TIRES, ALL-SEASON****DETAILS & TECHNOLOGY**

The compound used in the all-season tires ensures that they do not harden too much in low temperatures, unlike summer tires, and at the same time also retain their stiffness in summer temperatures.

BENEFITS

No need to change over from summer to winter tires. All-season tires are standard equipment. For Winter Tire see RM1.

REMARKS



RETURN TO PREVIOUS PAGE

SPRINTER 906**RM 1****TIRES, M&S WINTER TIRE****DETAILS & TECHNOLOGY**

The M+S tires feature a compound and tread design, which ensures good traction and lateral stability in the cold, snow and slush, as well as in similar adverse road conditions.

BENEFITS

- Safer driving and better traction on wintry roads
- Improves climbing ability since more grip

REMARKS

If code R87 (spare wheel) is ordered as well, the spare tire is also a winter tire.

SPRINTER 906**RM2****WHEELS – PAINTED ARCTIC WHITE****DETAILS & TECHNOLOGY**

The vehicle is equipped with steel wheels painted arctic white (MB 9147).

**BENEFITS**

Requirement from various fleet customers. Makes it possible to fulfill the wish of various customers to have white-painted steel wheels.

REMARKS

When a spare wheel is ordered, code R87, this steel wheel is also painted arctic white (MB 9147).

[RETURN TO PREVIOUS PAGE](#)

SPRINTER 906

RM9

SPECIALY REQUESTED TIRES

DETAILS & TECHNOLOGY

If a tire from a specific tire manufacturer is required, this can be selected by entering code RM9 and one of the following manufacturer codes on the order. A factory-approved make of tire from the selected manufacturer will then be delivered.

It is currently possible to choose ex-works tires from the following manufacturers:

- Continental (RM9 + RF1, manufacturer code 10)
- Kumho (RM9 + RH0)

BENEFITS

Allows customers to select their preferred tire manufacturer. Particularly suitable for fleet customers, e.g., who have supply contracts with certain tire manufacturers. If no tire manufacturer is selected, the vehicle will be assigned a choice of tire from one of the listed manufacturers.

REMARKS

Selection of a tire manufacturer does not guarantee delivery of a specific tire model.

SPRINTER 906

RS3

WHEEL STEEL 6.5 J X 16

DETAILS & TECHNOLOGY

The standard 6.5 J x 16 steel wheels on all 2500 Sprinter models (SRW).



BENEFITS

REMARKS



RETURN TO PREVIOUS PAGE

SPRINTER 906

RS6

WHEEL STEEL 5.5 J X 16

DETAILS & TECHNOLOGY

Steel wheels, 5.5 J x 16, are standard on the 5-ton Sprinter with twin tires on the rear (DRW).

BENEFITS

REMARKS

SPRINTER 906

RY2

TIRE PRESSURE MONITOR LAMP

DETAILS & TECHNOLOGY

Pressure-monitoring sensors on each wheel transmit radio signals to a central control unit. On vehicles with pixel matrix instrument cluster (code JK3) an automatic warning is displayed if the pressure in any tire falls below a set minimum value. The critical tire is indicated in the display. On vehicles with standard instrument cluster, a warning light comes on in the event of a pressure loss of approximately 25% at one or more tires. Sensing is not carried out for the spare wheel.



BENEFITS

- Enhances safety
- Lower fuel consumption
- Reduces tire wear

Underinflation results in increased tire wear and higher fuel consumption. Early detection of pressure losses therefore extends tire life and reduces running costs. Correct inflation pressures also optimize steering and braking performance.

REMARKS



RETURN TO PREVIOUS PAGE

SPRINTER 906

S04

ADJUSTABLE FRONT PASSENGER SEAT

DETAILS & TECHNOLOGY

This co-driver's seat offers the following extended adjustment possibilities: fore-aft adjustment 260 mm (10.2 inches) 200 mm (7.9 inches) for chassis versions with cab or panel vans with bulkhead), 45-degree backrest adjustment and approximately 60 mm (2.4 inches) cushion height adjustment.



BENEFITS

Extended adjustment possibilities allow seat position to be adapted to suit individual requirements. Permits individual adjustment of the co-driver's seat position.

REMARKS

SPRINTER 906

S20

PASSENGER SEAT FOLDABLE

DETAILS & TECHNOLOGY

The folding co-driver's seat is mounted to the bulkhead with sliding door (code D64). The cushion part of the seat automatically flips up when the seat is not occupied. The folding seat is fitted as standard with a three-point safety belt and a head restraint rigidly mounted to the bulkhead. The co-driver's seat is always upholstered with black Brasao fabric (VG2).



BENEFITS

Easy entry and exit on the co-driver's side. This seat makes it easier for the driver to enter and exit the vehicle on the co-driver's side and provides easier access from the co-driver's door into the load compartment. It therefore eases the driver's workload, particularly in the distribution sector. This seat offers advantages when the driver is only occasionally accompanied, for example in the distribution sector (e.g., when training a new driver).

REMARKS



RETURN TO PREVIOUS PAGE

SPRINTER 906

S22

SEAT ARMREST - DRIVER SEAT

DETAILS & TECHNOLOGY

A tilt-adjustable armrest is fitted to the inboard side of the driver's backrest. Retrofitting this armrest entails swapping the entire backrest.



BENEFITS

More relaxed driving, particularly on long journeys. Allows the arm to be supported in a relaxed position.

REMARKS

SPRINTER 906

S23

TWIN FRONT PASSENGER SEAT

DETAILS & TECHNOLOGY

Two-seater passenger bench with three-point safety belts for both occupants. The seat cushion can be folded forward into an upright position.



BENEFITS

- A third person can be seated in the cab
- Seat base frame can be used as a stowage compartment
- Table function provides an additional storage surface (code SC1)
- Three-point belts on both co-driver's seats

REMARKS

Extremely functional for Cargo and Cab Chassis work vehicles. Great storage and utility.



RETURN TO PREVIOUS PAGE

SPRINTER 906**S25****SEAT ARMREST - PASSENGER SEAT****DETAILS & TECHNOLOGY**


A tilt-adjustable armrest is fitted to the inboard side of the co-driver's backrest. Retrofitting this armrest entails swapping the entire backrest.

**BENEFITS**

More relaxed traveling, particularly on long journeys. Allows the arm to be supported in a relaxed position.

REMARKS**SPRINTER 906****S62****ORANGE SEAT BELT****DETAILS & TECHNOLOGY**

The standard black safety belts for the driver and co-driver (not with S23, twin co-driver seat) are replaced by orange safety belts.

**BENEFITS**

Makes it easier to see whether occupants are wearing their safety belts. The demand for orange safety belts comes from various fleet customers. Since these belts contrast significantly better with clothing than the standard black safety belts, it is much easier to tell from the outside whether the person(s) is/are belted.

REMARKS



RETURN TO PREVIOUS PAGE

SPRINTER 906

S78

ASSIST HANDLE FOR INNER SEAT

DETAILS & TECHNOLOGY

A rigid grab handle is fitted on the inboard side of the twin co-driver's seat (code S23).



BENEFITS

Conveniently placed grab handle for the center seat. The grab handle enables the center-seat co-driver to hold on conveniently.

REMARKS

SPRINTER 906

S87

DRIVER SEAT FRAME, LOW

DETAILS & TECHNOLOGY

The standard driver's seat base frame (height approximately 305 mm (12 inches)) is replaced by a version 85 mm lower (height approximately 220 mm (8.7 inches)).

BENEFITS

Allows a special driver's seat to be fitted. Basis for installation of a suspension seat or a swiveling seat ex-factory (e.g., SR8 + SB1) or by a body manufacturer (with or without SR8).

REMARKS

If the seat is fitted by a body manufacturer, the Body/Equipment Mounting Directives must be adhered to (e.g., H-point/seat height).



RETURN TO PREVIOUS PAGE

SPRINTER 906

S88

PASSENGER SEAT FRAME, LOW

DETAILS & TECHNOLOGY

The standard co-driver's seat base frame (height approximately 305 mm) is replaced by a version 85 mm lower (height approximately 220 mm).

BENEFITS

Allows a special co-driver's seat to be fitted. Basis for installation of a suspension seat or a swiveling seat ex works (e.g., SR9 + SB2) or by a body manufacturer (with or without SR9).

REMARKS

If the seat is fitted by a body manufacturer, the Body/Equipment Mounting Directives must be adhered to (e.g., H-point/seat height).

SPRINTER 906

S99

PASSENGER SEAT PEDESTAL & AIRBAG - DELETION

DETAILS & TECHNOLOGY

The vehicle is supplied without a co-driver's seat base frame.

BENEFITS

Provides unimpeded access from the co-driver's door to the load compartment. For special-purpose vehicles such as buses or parcel delivery vehicles, where unimpeded access through the co-driver's door to the passenger/load compartment is required.

REMARKS

Front passenger seat and seat pedestal are deleted when a bulkhead with sliding door is ordered (code D64)



RETURN TO PREVIOUS PAGE

SPRINTER 906

SA5

FRONT AIRBAG – DRIVER

DETAILS & TECHNOLOGY

The driver airbag is integrated into the steering wheel. In an accident it is inflated within milliseconds by a gas generator, reducing the risk of the driver's head or chest impacting the steering wheel during a frontal collision. The airbag acts in concert with the belt tensioner, which minimizes the slack in the safety belt. To ensure that the restraining force of the safety belt does not cause injury to the driver during a collision, a belt force limiter is integrated into the restraint system.



BENEFITS

Reduces the risk and severity of head/chest injuries in a frontal collision. The risk and severity of a head and chest impact on the steering wheel are reduced in conjunction with a safety belt.

REMARKS

SPRINTER 906

SA6

FRONT AIRBAG – PASSENGER

DETAILS & TECHNOLOGY

The co-driver airbag is installed in the front passenger side of the dashboard. The co-driver airbag is available for an individual seat, for a bench seat (S23) and only as a twin co-driver airbag version. In an accident it is inflated within milliseconds by a gas generator, reducing the risk of the seat occupant's head or chest impacting the steering wheel during a frontal collision. The airbag acts in concert with the belt tensioner, which minimizes the slack in the safety belt. To ensure that the restraining force of the safety belt does not cause injury to the occupant(s) during a collision, a belt force limiter is integrated into the restraint system.



BENEFITS

Reduces the risk and severity of head/chest injuries in a frontal collision. The risk and severity of a head and chest impact on the dashboard are reduced in conjunction with a safety belt.

REMARKS

Note: Passenger airbag omitted when the vehicle is equipped with a jump seat.



RETURN TO PREVIOUS PAGE

SPRINTER 906

SB 1

COMFORT SEAT, DRIVER

DETAILS & TECHNOLOGY

Luxury driver's seat with fore-and-aft adjustment (260 mm), 45-degree backrest adjustment, height adjustment (approximately 60 mm), cushion angle adjustment (+/- 2.5°) and a manual lumbar support. The upholstery is the same as for the standard driver's seat.



BENEFITS

- More precise adjustment of the seat to suit individual requirements
- Relaxed driving, particularly on long journeys

Enables more precise adjustment of the seat to suit individual requirements. Relieves the back muscles as the result of improved seating posture to ensure relaxed driving in particular on long-distance routes.

REMARKS

SPRINTER 906

SB 2

COMFORT SEAT, PASSENGER

DETAILS & TECHNOLOGY

Luxury co-driver's seat with fore-and-aft adjustment (260 mm), 45-degree backrest adjustment, height adjustment (approximately 60 mm), cushion angle adjustment (+/- 2.5°) and a manual lumbar support. The upholstery is the same as for the standard driver's seat.



BENEFITS

- More precise adjustment of the seat to suit individual requirements
- Relaxed driving, particularly on long journeys

Enables more precise adjustment of the seat to suit individual requirements. Relieves the back muscles as the result of improved seating posture to ensure relaxed driving in particular on long-distance routes.

REMARKS



RETURN TO PREVIOUS PAGE


SPRINTER 906

SB3

DRIVER SUSPENSION SEAT, COMFORT VERSION

DETAILS & TECHNOLOGY

The vehicle is equipped with a luxury driver's seat (see SB1) and a mechanically/hydraulically suspended seat frame. By means of an adjustment wheel, the mechanical suspension (a spring assembly) can be adapted to the weight of the individual driver. The upholstery is the same as for the standard seats.



BENEFITS

Enhances seat comfort, particularly on poor roads. Road shocks are absorbed by a combination of mechanical and hydraulic suspension, thereby reducing strain on the driver's back. This seat is recommended particularly for vehicles, which are regularly used in countries with poor roads.

REMARKS

SPRINTER 906

SB4

PASSENGER SUSPENSION SEAT, COMFORT VERSION

DETAILS & TECHNOLOGY

The vehicle is equipped with a luxury co-driver's seat (see SB2) and a mechanically/hydraulically suspended seat frame. By means of an adjustment wheel, the mechanical suspension (a spring assembly) can be adapted to the weight of the individual co-driver. The upholstery is the same as for the standard seats.



BENEFITS

Enhanced seat comfort, particularly on poor roads. Road shocks are absorbed by a combination of mechanical and hydraulic suspension, thereby reducing strain on the driver's back. This seat is recommended particularly for vehicles that are regularly used in countries with poor roads.

REMARKS



RETURN TO PREVIOUS PAGE

SPRINTER 906

SB9

DRIVER SEAT PLUS

DETAILS & TECHNOLOGY

The driver's seat plus has a foam-filled cushion in the center section of the seat cover. The flatter seat cushion makes standing up easier for the driver and also getting in and out of the vehicle. The driver's seat features fore/aft, backrest and height adjustment. The fabric cover is the same as on the standard driver's seat.

BENEFITS

- Makes standing up easier
- Easier to get in and out of the vehicle
- Recommended for delivery drivers with frequent stops

REMARKS

SPRINTER 906

SC1

BACKREST, FOLDING W/TABLE

DETAILS & TECHNOLOGY

Additional function for the two-seater co-driver's bench seat. The backrest of the center seat can be folded forward for use as a table. The table also comprises two cup holders and a pen holder.

BENEFITS

- Table function provides an additional storage surface
- Additional storage space with the center backrest folded down

REMARKS

Cannot be ordered separately. Part of X05 – Bench Seat Package.



RETURN TO PREVIOUS PAGE

SPRINTER 906

SDO

ISOFIX CHILD SEAT

DETAILS & TECHNOLOGY

ISOFIX child seat anchors are included with the first- and second-row rear bench seats. Child seat anchors are designed to secure children weighing up to 22 kg (48 lbs.). Children weighing 22 kg (48 lbs.) or more should secure the latch-type child restraint with the lap shoulder belt. The three-seater bench is fitted with two set of ISOFIX bars and three top tethers. The special child seat snaps into place using the ISOFIX bars (two ISOFIX bars are required), thereby establishing a firm connection between the seat and the vehicle. The top part of the child seat backrest is attached by means of a belt-like tether to the top tether anchor on the rear of the seat bench.



BENEFITS

Allows for quick and easy child seat attachment. The top tether limits rotation of the child seat and thus reduces load forces on the cervical vertebrae during a frontal impact. The rotation effect is caused by the child seat pivoting about its lower attachment points. The extent of this forward rotation will vary depending on the firmness of the seat cushion. Forward rotation imposes greater loads on the cervical vertebrae.

REMARKS

Child seats are not recommended to be placed in the front passenger seat.
ISOFIX child seat attachment is standard equipment on Passenger Vans.
ISOFIX is not fitted on front passenger seat/bench.
ISOFIX is not fitted on third-row bench seat.

SPRINTER 906

SD2

SEAT BELT MOUNT DELETION

DETAILS & TECHNOLOGY

If the driver's/co-driver's seat/seat base frames are deleted, the corresponding seat-mounted belt attachment points are also deleted. If this code is specified, holes are provided in the B-pillar trim giving access to the welded nuts on the left/right B-pillar.

BENEFITS

Allows quick and easy fitting of a driver's/co-driver's safety belt if the driver's/codriver's seat/seat base are deleted. If a special seat (e.g., swivel seat) is retrofitted, the safety belt can be mounted to the B-pillar.

REMARKS



RETURN TO PREVIOUS PAGE

SPRINTER 906

SH6

AIRBAG – THORAX DRIVER (BACKREST)

DETAILS & TECHNOLOGY

The seatback-mounted thorax bag for the driver is activated in the event of an accident with severe lateral acceleration/deceleration (e.g., a side impact). Within fractions of a second the thorax bag fills with gas and deploys between the door and the driver's torso.



BENEFITS

Enhances torso (thorax) protection in the event of a severe side impact. In conjunction with a fastened safety belt, the thorax bag reduces the risk of torso (thorax) injuries to the driver in the event of a severe side impact.

REMARKS


SPRINTER 906

SH7

AIRBAG – THORAX DRIVER/CO-DRIVER

DETAILS & TECHNOLOGY

The seatback-mounted thorax bags for the driver and co-driver are activated in the event of an accident with severe lateral acceleration/deceleration (e.g., a side impact). Within fractions of a second the thorax bag fills with gas and deploys between the door and the driver's/co-driver's torso.



BENEFITS

Enhances torso (thorax) protection in the event of a severe side impact. In conjunction with a fastened safety belt, the thorax bag reduces the risk of torso (thorax) injuries to the driver and co-driver in the event of a severe side impact.

REMARKS

Not in conjunction with the twin co-driver's seat (code S23).



RETURN TO PREVIOUS PAGE

SPRINTER 906**SH9****AIRBAG – WINDOW DRIVER/CO-DRIVER****DETAILS & TECHNOLOGY**

The window bags, fitted in the roof trim over the driver's and co-driver's doors, deploy in an accident with severe lateral acceleration/deceleration (e.g., a side impact). Within fractions of a second the window bag fills with gas and positions itself like a curtain between the side window and the driver's/co-driver's head.

**BENEFITS**

Reduces the risk and severity of head and facial injuries in the event of a severe side impact. Window airbags reduce the risk of the driver/co-driver on the collision side sustaining head and facial injuries in the event of a severe side impact. In conjunction with correctly fastened safety belts, they provide increased protection in the event of a severe side impact.

REMARKS



RETURN TO PREVIOUS PAGE

SPRINTER 906

SR8

SWIVEL BASE FOR DRIVER SEAT

DETAILS & TECHNOLOGY

A swiveling element is fitted on the driver's seat base.



BENEFITS

Allows a special driver's seat to be fitted. Allows the driver's seat to be turned around by about 180 degrees to face the rear. Basis for installation of a swiveling seat ex-factory works (e.g., SB1) or installation of a special seat by a body manufacturer. Recommended for vehicles, which are to be equipped as a camper van by a body manufacturer or by the owner.

REMARKS

SPRINTER 906

SR9

SWIVEL BASE FOR FRONT PASSENGER SEAT

DETAILS & TECHNOLOGY

A swiveling element is fitted on the co-driver's seat base.

BENEFITS

Allows a special co-driver's seat to be fitted. Allows the co-driver's seat to be turned round through 180 degrees to face the rear. Basis for installation of a swiveling seat ex-factory works (e.g., SB2) or installation of a special seat by a body manufacturer. Recommended for vehicles that are to be equipped as a camper van by a body manufacturer or by the owner.

REMARKS



RETURN TO PREVIOUS PAGE

SPRINTER 906**SW 1****SEAT BELT DELETION, PASSENGER****DETAILS & TECHNOLOGY**

Height-adjustable three-point safety belt is omitted on the co-driver's side.

BENEFITS

For special-purpose vehicles without co-driver's seat. For special-purpose vehicles (e.g., buses) that are not fitted with a co-driver's seat and seat base since the co-driver's door is used as a passenger entrance.

REMARKS

This code is therefore only available in conjunction with code S91 (deletion of the co-driver's seat).

SPRINTER 906**SZ7****STORAGE NET, DRIVER SEAT BACKREST****DETAILS & TECHNOLOGY**

Stowage net installation on the back of the driver's seat backrest.

**BENEFITS**

Expansion of previous stowage possibilities, e.g., for newspapers. The installation of this equipment provides a further stowage possibility, for instance, for newspapers.

REMARKS

[RETURN TO PREVIOUS PAGE](#)**SPRINTER 906****SZ8****STORAGE NET, PASSENGER SEAT BACKREST****DETAILS & TECHNOLOGY**

Stowage net installation on the back of the co-driver's seat backrest.

**BENEFITS**

Expansion of previous stowage possibilities, e.g., for newspapers. The installation of this equipment provides a further stowage possibility, for instance, for newspapers.

REMARKS**SPRINTER 906****T09****SLIDING DOOR EXT. TRACK****DETAILS & TECHNOLOGY**

The sliding load-compartment door runs on three travelers (upper, center, lower). The special-version sliding load-compartment door is equipped with longer travelers. This increases the outward travel of the sliding load-compartment door by approximately 25 mm (1 inch).

BENEFITS

More clearance between open sliding load-compartment door and the outside of the vehicle. The greater outward travel of the sliding load-compartment door results in greater clearance between the open door and the outside of the vehicle. This space can be used for special sidewall attachments, e.g., on camper vans or refrigerated vehicles.

REMARKS

Standard on all Sprinter models with sliding doors.



RETURN TO PREVIOUS PAGE

SPRINTER 906

T12

SLIDING DOOR, TWO-STAGE OPENING

DETAILS & TECHNOLOGY

An intermediate stop that also allows the sliding load-compartment door to be opened by approximately 780 mm (30.7 inches) of travel or all the way open.

BENEFITS

Additional stop point for sliding load-compartment door(s). Allows rear passengers to board and alight quickly, since the sliding load-compartment door does not need to be opened as far as the end position.

REMARKS

SPRINTER 906

T16

SLIDING DOOR – RIGHT SIDE

DETAILS & TECHNOLOGY

Sliding load-compartment door on the right-hand side of the vehicle. The size of the door depends on wheelbase and roof height.

Width and height of door opening (W x H):

Low Roof:

1300 x 1520 mm (51.2" x 59.8") with 144 WB

High Roof (D03):

1300 x 1820 mm (51.2" x 71.2") with 170 WB



BENEFITS

Access to passenger/load compartment.

REMARKS



RETURN TO PREVIOUS PAGE

SPRINTER 906

T19

SLIDING DOOR – LEFT SIDE

DETAILS & TECHNOLOGY

Sliding load-compartment door on the left-hand side of the vehicle. The size of the door depends on the wheelbase and roof height.

Width and height of door opening (W x H):

Low Roof: 1300 x 1520 mm (51.2 x 59.8") with 144 WB

High Roof (D03):

1300 x 1820 mm (51.2" x 71.2") with 170 WB



BENEFITS

Access to passenger/load compartment.

REMARKS

SPRINTER 906

T57

ELECTRIC STEP, RIGHT SLIDING DOOR

DETAILS & TECHNOLOGY

The electric step moves out with the opening and moves in with the closing of the right sliding door. This operation is possible without the use of the ignition key. The electric step includes a sensor at the front side, so that in case of an obstacle collision the step movement stops immediately. In this situation a warning signal sounds and if the vehicle is equipped with the high line instrument cluster, code JK3, a visual warning signal will be shown in the display. To reset the electric step it is necessary to close the sliding door.

The electric step dimensions are 1200 mm x 290 mm (47 ¼ inches x 11 ½ inches). The maximum permissible capacity is 150 kg (330 lbs.)

For two-wheel drive::

The access height from the ground to the Electric Step (A) is 286 mm (11.3 inches).

The height between the Electric Step and the Entrance Step (B) is 220 mm (8.7 inches).



BENEFITS

- In the area of the sliding door the ground clearance is reduced by approximately 100 mm (3.9 inches)
- The aluminum step with a hot-dip galvanized inserts has a weight of 42 kg (92.6 lbs.)

REMARKS



RETURN TO PREVIOUS PAGE

SPRINTER 906**T74****ASSIST HANDLE, SLIDING DOOR****DETAILS & TECHNOLOGY**

Installation of a vertical grab handle on the B-pillar of the vehicle.

**BENEFITS**

Easy entry to passenger compartment. Easier entry for passengers.

REMARKS**SPRINTER 906****T75****DOOR-MOUNTED ASSIST HANDLES, DRIVER & PASSENGER****DETAILS & TECHNOLOGY**

Installation of a vertical grab handle on the driver's and co-driver's door.

BENEFITS

- Facilitates getting into the cab for driver and co-driver.
- Provides another option to hold on while en route.

REMARKS



RETURN TO PREVIOUS PAGE

SPRINTER 906

T77

ASSIST HANDLE W/PARTITION

DETAILS & TECHNOLOGY

Installation of a vertical grab handle on the bulkhead of the vehicle.



BENEFITS

Easy entry to load compartment. Easier entry to the load compartment.

REMARKS

SPRINTER 906

T85

ASSIST HANDLE - LEFT REAR DOOR

DETAILS & TECHNOLOGY

A vertical grab handle is fitted on the rear left-hand corner pillar.



BENEFITS

Easy entry to load/passenger compartment. Easier entry to the load/passenger compartment through the rear door.

REMARKS



RETURN TO PREVIOUS PAGE

SPRINTER 906**T86****ASSIST HANDLE – RIGHT REAR DOOR****DETAILS & TECHNOLOGY**

A vertical grab handle is fitted on the rear right-hand corner pillar.

**BENEFITS**

- Easy entry to load/passenger compartment
- Meets German Trade Association requirements

REMARKS**SPRINTER 906****T93****SLIDING DOOR - RIGHT SIDE DELETE****DETAILS & TECHNOLOGY**

The standard-specification sliding load-compartment door and its entrance step are deleted.
The sidewall is fully paneled.

BENEFITS

Special interior fittings can be installed. Allows interior fittings to be mounted on both sidewalls.

REMARKS



RETURN TO PREVIOUS PAGE

SPRINTER 906

U62

THREE-SEATER BENCH IN PASSENGER FIRST ROW NARROW

DETAILS & TECHNOLOGY

Three-seater bench in passenger compartment, first row, on left-hand side (in the direction of travel). All three seats are fitted with three-point inertia-reel safety belts.



BENEFITS

Benefits & Arguments

- Three more passenger seats
- Plenty of cargo space

Allows three more passengers to be seated in the first row in the cargo compartment. Also leaves room for cargo or luggage. The loading length behind the bench seat is:

144" wheelbase: 2323 mm (91.5 inches)

170" wheelbase: 3358 mm (132.2 inches)

170" wheelbase with long overhang: 3758 mm (147.9 inches)

REMARKS

Optionally, wall-side/aisle-side armrests (U74/U75) can be ordered.

SPRINTER 906

U74

SEAT ARMREST - REAR SEATS LEFT

DETAILS & TECHNOLOGY

An angle-adjustable armrest is fitted to the outboard side (wall side) of the backrest of the passenger compartment bench seat.



BENEFITS

Enhanced seating comfort. Armrest allows a more relaxed seating posture to be adopted.

REMARKS



RETURN TO PREVIOUS PAGE

SPRINTER 906

U75

SEAT ARMREST - REAR SEATS RIGHT

DETAILS & TECHNOLOGY

An angle-adjustable armrest is fitted to the aisle side of the backrest of the passenger compartment bench seat.



BENEFITS

Enhanced seating comfort. Enhanced seating comfort, since one arm can be supported.

REMARKS

SPRINTER 906

UC3

REAR SEATS SECOND ROW, THREE SEATS, NARROW

DETAILS & TECHNOLOGY

A three-seater bench is fitted in the second row of the passenger compartment. All three seats are fitted with three-point inertia-reel seat belts.

BENEFITS

Three more passenger seats. Allow three more passengers to be seated in second row in the passenger compartment. The length of the remaining load area behind the bench seat is:

144" wheelbase: 1465 mm (57.7 inches)

170" wheelbase: 2500 mm (98.4 inches)

170" wheelbase extended 2900 mm (114.2 inches)

REMARKS

Optionally, wall-side/aisle-side armrests (U74/U75) can be ordered.

[RETURN TO PREVIOUS PAGE](#)**SPRINTER 906****UD6****REAR SEATS THIRD ROW, FOUR SEATS****DETAILS & TECHNOLOGY**

A four-seater bench is installed in the passenger compartment, third row. All four seats are fitted with three-point inertia-reel seat belts.

BENEFITS

Four further seats for passengers. Allows four more passengers to be seated in the third row in the passenger compartment. Also leaves room for cargo or luggage.

The cargo bed length behind the bench seat is:

Wheelbase 3665 mm (144 in): 607 mm (24 in)

Wheelbase 4325 mm (170 in): 1642 mm (64.5 in):

REMARKS**SPRINTER 906****V07****REAR WALL LINER — PARTITION CAB BACK****DETAILS & TECHNOLOGY**

The front (cab) side of the cab rear wall on chassis versions with cab or crewcab, and the front (cab) side of the bulkhead (D50, D51, D53) on panel van versions, is lined with pressed-fiber fleece.

BENEFITS

- Visual enhancement
- Reduce interior noise

The lining enhances the interior appearance and has a sound-deadening effect.

REMARKS



RETURN TO PREVIOUS PAGE

SPRINTER 906

V21

LUXURY INTERIOR TRIM

DETAILS & TECHNOLOGY

The sidewalls, rear doors and sliding load-compartment doors on the crew buses are lined with 3 mm thick wood hardboard panels up to the lower window edge. This lining is surfaced with large fabric panels or thin, grain-effect PVC sheeting. The wood and the surface trim are separated by an intermediate 3 mm insulating layer of polyurethane foam.



BENEFITS

- Luxurious interior appearance
- Good sound and heat insulation

The luxury trim protects the metal surfaces of the load compartment against damage from the inside and, above all, creates a high-class appearance. It also provides heat insulation (but is not a substitute for code H01) and sound insulation.

REMARKS

Standard on Passenger Vans and optional for Cargo Vans.


SPRINTER 906

V25

HALF-HEIGHT LOAD COMPARTMENT TRIM

DETAILS & TECHNOLOGY

Half-height all-around interior trim for the load compartment of the panel van, consisting of 3 mm thick wood hardboard panels.



BENEFITS

Protects metal surfaces from damage. The interior paneling provides enhanced protection for the metal surfaces of the load compartment against damage from the inside.

REMARKS



RETURN TO PREVIOUS PAGE

SPRINTER 906

V31

WINDOW PILLAR TRIM

DETAILS & TECHNOLOGY

Between the roof trim and the side trim, the painted window pillars are lined with plastic in the same color as the interior.



BENEFITS

Enhances the look of the interior. Standard on Passenger Vans and optional on Cargo Vans.

REMARKS

SPRINTER 906

V35

REAR ROOF TRIM

DETAILS & TECHNOLOGY

The metal wheel arches are lined with plastic wheel arch covers. The wheel arch linings protect the wheel arches against damage. They also serve as noise insulation.

BENEFITS

- Protects the wheel arches against damage
- Additional noise insulation

The wheel arch linings protect the wheel arches against damage. Additional noise insulation.

REMARKS



RETURN TO PREVIOUS PAGE

SPRINTER 906

V36

REAR TRIM

DETAILS & TECHNOLOGY

The roof is paneled with pressed-fiber fleece moldings and lined with knitted fabric.



BENEFITS

- Enhances the look of the interior
- Good sound and heat insulation

The roof trim enhances the interior appearance and also provides heat and sound insulation.

REMARKS

Standard on Passenger Vans.

SPRINTER 906

V39

WEIGHT-OPTIMIZED PLASTIC FLOOR

DETAILS & TECHNOLOGY

The load compartment floor consists of a three-dimensional center layer with bubble structure on which a TPO film (thermoplastic polyolefin) is laminated. The TPO film is durable, stain-resistant, slip-resistant and has low wear. The bubble structure of the center layer ensures a low weight while offering strong rigidity and good damping properties. Below that is an insulating foam layer. Support bars connect it to the vehicle floor. The plastic floor has a thickness of 8 mm (0.31") and builds as tall as the wood floor (code V43).

BENEFITS

- Durable, stain-resistant, slip-resistant and has low wear
- Protection against damage to the bare load compartment floor
- Additional heat and noise insulation
- Pleasant stepping surface for passengers
- Added payload over wood floor of about 66 lbs.

REMARKS

Standard on Passenger Vans.



RETURN TO PREVIOUS PAGE

SPRINTER 906**V40****PASSENGER SEAT ANCHORS AND FLOOR****DETAILS & TECHNOLOGY**

In the panel van, the floor assembly has pre-fittings for bench seats.

BENEFITS

Bench seats can be retrofitted.

REMARKS**SPRINTER 906****V42****CARGO LASHING RAILS, WAIST LINE****DETAILS & TECHNOLOGY**

Bonded and riveted lashing rails are fitted along the sidewall on the waistline at approximately 28.5 inches, but not on a potentially installed sliding load-compartment door. The holes in the lashing rails are spaced at 25 mm (1") intervals. Straps are not included in the specification, but are available as part of the accessories range. Load Rating is 2,500 N (562 ft-lbs.).

**BENEFITS**

Provides load restraint for medium-tall bulky objects. The lashing rails are used in conjunction with load-securing straps to prevent medium-tall bulky objects such as windows from sliding around or falling over.

REMARKS



RETURN TO PREVIOUS PAGE

SPRINTER 906

V43

CARGO VAN WOOD FLOOR

DETAILS & TECHNOLOGY

The passenger/load compartment has an 8 mm thick (5/16-inch) plywood floor with textured surface.

D-Rings are mounted on the floor close to the sidewalls. The number of anchoring lugs employed varies according to the length of vehicle.

For vehicle length

144" WB: 8 lugs

170" WB: 10 lugs

170" WB EXT: 12 lugs

D-Ring load rating is 5,000 N (1,124 ft-lbs.)



BENEFITS

- Easier loading and unloading and easier cleaning of the load compartment
- Additional heat and noise insulation

Protects the underlying floor of the load compartment from damage. Facilitates cleaning and loading – particularly of heavy objects such as pallets – since the wood floor is level-surfaced. Provides additional heat and noise insulation.

REMARKS

SPRINTER 906


V46

REAR FLOOR COVERING, RUBBER

DETAILS & TECHNOLOGY

V46 is no longer available on Passenger Vans. The plastic floor, V39, incorporates its own rubberized surface.

On Crew/Cargo Vans the rubber mat(s) cover the wood floor (V43) but do not include wheel well covering.



BENEFITS

- Easier cleaning of the load compartment
- Additional sound insulation
- Visual enhancement

REMARKS



RETURN TO PREVIOUS PAGE

SPRINTER 906**V64****ASHTRAYS – REAR****DETAILS & TECHNOLOGY**

Ashtrays are fitted in the sidewall panel of the Cargo Van/Passenger compartment (one ashtray per seat row).

BENEFITS

Allows for unhealthy lifestyle in the rear passenger compartment.

REMARKS**SPRINTER 906****V85****ASHTRAYS – FRONT****DETAILS & TECHNOLOGY**

An ashtray, cup holder and cigarette lighter are installed in the front center console. The maximum power output is 180 watts. Power is only supplied with key in position 1 or 2. The socket is always powered by the starter battery (even when auxiliary battery is installed, code 28).

**BENEFITS**

Helps keep the driver's section clean and tidy. Also serves as a small waste receptacle and includes cup holder. Standard on all models.

REMARKS

[RETURN TO PREVIOUS PAGE](#)

SPRINTER 906

V93

WOOD FLOOR, DELETE

DETAILS & TECHNOLOGY

The vehicle is supplied without the wood floor in the load compartment.

BENEFITS

Allows customization of the load compartment. The deletion of the wood floor allows customization of the load compartment. However, the absence of the wood floor leads to an increase in interior noise as the floor provides sound insulation.

REMARKS

SPRINTER 906

VA1

SIDEWALL PANELING WAIST HEIGHT PVC

DETAILS & TECHNOLOGY

Half-height all-around interior trim for the passenger/load compartment, consisting of 3 mm thick wood hardboard panels trimmed with gray PVC sheeting.



BENEFITS

Enhances the appearance of the load/passenger compartment. Protects the metal surfaces of the load compartment against damage from the inside and creates a high-class appearance.

REMARKS

 RETURN TO PREVIOUS PAGE

SPRINTER 906

VA3

SIDEWALL PANELING – DURABLE HONEYCOMB PLASTIC

DETAILS & TECHNOLOGY

The cargo compartment sidewalls, the sliding door(s) and the rear doors are lined with 4.8 mm thick (3/16-inch) gray polypropylene (PP) CON PEARL plastic panels. The trim extends as far as the roof frame. The plastic panels are food-safe, moisture-resistant, washable, abrasion-resistant and recyclable.



BENEFITS

- Washable
- Food-safe
- Abrasion-resistant
- Recyclable
- Protects the interior sidewalls

The floor-to-roof trim protects the metal surfaces inside the cargo compartment from shifting cargo.

REMARKS

NOTE:
The polypropylene honeycomb material is not suitable for attaching interior fittings. If the load compartment is specified without windows, the side trim also covers the window apertures. If the roof liner V36 is fitted the sidewall panels can only go waist high. Crew Vans have only the lower panel installed.

SPRINTER 906

VA7

STORAGE COMPARTMENT WITH NET IN REAR DOORS

DETAILS & TECHNOLOGY

A storage compartment with net is integrated into each of the rear doors (with window).



BENEFITS

Additional stowage facility. Additional stowage space for a variety of items.

REMARKS



RETURN TO PREVIOUS PAGE

SPRINTER 906

VC4

CARGO LASHING RAILS-UPPER

DETAILS & TECHNOLOGY

Bonded lashing rails are fitted along the sides walls of the vehicle at waist height at approximately 28.5 inches and also the roof frame at approximately 64.4 inches with a distance between the two of approximately 38.9 inches, below the roof frame. The holes in the lashing rails are spaced at 25 mm (approximately 1 inch) intervals. Straps are not included in the specification, but are available as accessories. Load rating is 1,500 N (335 ft-lbs.).



BENEFITS

Provides load restraint for tall bulky objects. The lashing rails are used in conjunction with load-securing straps to prevent tall bulky objects such as doors from sliding around or falling over.

REMARKS

V42 is included when ordering the upper lashing rails VC4.

SPRINTER 906

VC5

DOOR SILL PROTECTIVE EDGE

DETAILS & TECHNOLOGY

A protective aluminum panel is fitted along the edge of the wood floor in the entrance area at the sliding door. The wooden floor therefore has to be cut away in the relevant area to ensure a tight fit for the protective strip.

BENEFITS

Protects the edge of the wood floor. The aluminum strip protects the edge of the wood floor from damage during loading.

REMARKS



RETURN TO PREVIOUS PAGE


SPRINTER 906

VU9

LEATHERETTE BLACK

DETAILS & TECHNOLOGY

The seats are upholstered in three-ply black man-made leather. The base material consists of two layers of polyester and one layer of cotton. The grained surface has a soft PVC coating to repel moisture. The shape and stitching of the seat cushion and backrest are the same as for the standard seating.



BENEFITS

Seats are easy to clean. The hard-wearing man-made leather upholstery is easily cleaned using water and a suitable, soap-based cleaning agent. The sophisticated workmanship applied to the man-made leather upholstery lends the interior a comfortable appearance. The man-made leather upholstery is particularly recommended for the construction industry, painters, shipping companies or school bus operations.

REMARKS

SPRINTER 906

VV2

LOAD SECURING RAIL SYSTEM

DETAILS & TECHNOLOGY

Two lashing rails, fitted flush with the wood floor (code V43), are bolted to the substructure. Straps are not included in the specification, but are available as part of the Mercedes-Benz accessories range.



BENEFITS

Allows loads to be firmly secured. The lashing rails are used in conjunction with load-restraining straps to provide quick, individually adaptable restraint for objects of varying sizes.

REMARKS



RETURN TO PREVIOUS PAGE

SPRINTER 906

VY2

BLACK TUNJA UPHOLSTERY

DETAILS & TECHNOLOGY

The attractively designed Tunja seating fabric in black offers high abrasion resistance and breathability. This provides for a longer service life. With the Tunja seating fabric in black, the front seats come as standard with a wool fleece lining.



BENEFITS

- Alternative design
- Longer service life

REMARKS

SPRINTER 906

W02

WINDOWS ALL-AROUND CARGO VAN

DETAILS & TECHNOLOGY

The panel van is fitted with slightly green-tinted windows all-around.



BENEFITS

- Better visibility when driving and maneuvering
- Lets daylight into the cargo compartment

The windows provide better all-around visibility when driving and maneuvering, as well as admitting more light into the cargo compartment.

REMARKS

For privacy glass (90% tint) see code W70.



RETURN TO PREVIOUS PAGE

SPRINTER 906**W16****FIXED WINDOW AT FRONT LEFT SIDEWALL IN LEFT SIDE SLIDING LOAD COMPARTMENT DOOR****DETAILS & TECHNOLOGY**

A window made of single-layer safety glass is fitted at the front of the left sidewall or sliding door.

**BENEFITS**

- Allows more light into the load compartment
- Provides better visibility when driving

REMARKS**SPRINTER 906****W17****FIXED WINDOW AT FRONT RIGHT SIDEWALL IN RIGHT-SIDE SLIDING LOAD COMPARTMENT DOOR****DETAILS & TECHNOLOGY**

A window made of single-pane safety glass is fitted at the front of the right-side wall or sliding door.

**BENEFITS**

- Allows more light into the load compartment
- Provides better visibility when driving

REMARKS

[RETURN TO PREVIOUS PAGE](#)**SPRINTER 906****W22****FIXED WINDOW, CENTER LEFT****DETAILS & TECHNOLOGY**

On 170" wheelbase versions, a window of heat-insulating single-pane safety glass is fitted in the center of the left load-compartment sidewall.

**BENEFITS**

Allows more light into the load compartment.

REMARKS**SPRINTER 906****W23****FIXED WINDOW, CENTER RIGHT****DETAILS & TECHNOLOGY**

On the 170" wheelbase versions, a window of heat-insulating single-pane safety glass is fitted in the center of the right load-compartment sidewall.

BENEFITS

Allows more light into the load compartment.

REMARKS



RETURN TO PREVIOUS PAGE

SPRINTER 906

W27

FIXED WINDOW, REAR LEFT

DETAILS & TECHNOLOGY

A window of heat-insulating single-pane safety glass is fitted in the rear of the left load compartment sidewall.



BENEFITS

Allows more light into the load compartment.

REMARKS

SPRINTER 906

W28

FIXED WINDOW, REAR RIGHT

DETAILS & TECHNOLOGY

A window of heat-insulating single-pane safety glass is fitted at the rear of the right load compartment sidewall.



BENEFITS

Allows more light into the load compartment.

REMARKS



RETURN TO PREVIOUS PAGE

SPRINTER 906

W33

WINDOW – LEFT SIDE FRONT EMERGENCY EXIT

DETAILS & TECHNOLOGY

In Passenger Vans an emergency exit with two lift handles is installed. That allows for a quick exit during a emergency situation.

The emergency window complies with FMVSS 217 regulatory requirements.

BENEFITS

Escape route.

REMARKS

SPRINTER 906

W54

270-DEGREE HINGED REAR DOORS

DETAILS & TECHNOLOGY

Special hinges are fitted at the vehicle rear, which allows the rear doors to be opened to approximately 270 degrees. The doors can be mechanically engaged at 90 degrees. When fully open, the doors are held in position against the sidewalls of the vehicle by magnetic catches. Depending on what combination of rear wipers (W78), rear vent windows (W32) and sliding doors (T09, T16, T19) is fitted and what wheelbase is specified, magnetic door catches of different lengths are fitted to each hinged door. The left and right magnetic hinges are therefore of different length. The different lengths, e.g., ensure that a rear door with rear wiper is held at the appropriate distance from the vent windows when fully open.



BENEFITS

Easier loading and unloading in confined spaces. Easier loading and unloading, particularly in confined spaces. Allows easy reversing with opened rear doors (e.g., at loading ramps), with a view to the rear in the exterior mirrors. Standard on all Cargo and Passenger Vans.

REMARKS



RETURN TO PREVIOUS PAGE

SPRINTER 906

W61

WINDOW IN TAILGATE/REAR DOORS

DETAILS & TECHNOLOGY

Two windows are fitted in the rear doors.



BENEFITS

- Better rearward visibility
- Allows more light into the cargo compartment
- Easier maneuvering and reversing

REMARKS

SPRINTER 906

W70

BLACK-TINTED WINDOWS IN REAR

DETAILS & TECHNOLOGY

The rear windows, and all side windows in the rear section, are dark gray-tinted (approximately 90% tinting). The windshield and the windows in the driver's and co-driver's doors are green-tinted.



BENEFITS

- Reduces heating of the interior
- Provides visual privacy in the rear section
- Enhances the look of the vehicle

Heating due to solar irradiation of the interior through the rear windows is reduced by approximately 90% compared with non-tinted windows and by approximately 85% compared with green-tinted windows. Ninety-nine percent of ultraviolet radiation is blocked. If a rear air conditioning system is fitted, its effectiveness is increased. The tinted glass also conceals the passenger/load compartment from view. At the same time the tinting also enhances the look of the vehicle.

REMARKS

Standard on Passenger Vans and optional on Cargo Vans.



RETURN TO PREVIOUS PAGE

SPRINTER 906**W73****REAR DOOR STEP****DETAILS & TECHNOLOGY**

A slip-resistant step is fitted at the rear of the vehicle, extending across the full width of the doors. Even in combination with primed bumper/corner sections (code C72), the step is not paintable. The step can also be fitted in conjunction with a trailer coupling.

**BENEFITS****REMARKS****SPRINTER 906****W75****STEP, WIDE, AT REAR END****DETAILS & TECHNOLOGY**

A hot-dip-galvanized steel step is fitted at the rear of the vehicle. This safety grating step is compliant with German accident prevention regulations. The step measures approximately 63" (width) by 11.8" (depth). Solid rubber moldings on the outer left- and right-hand corners provide protection when maneuvering.

BENEFITS

Facilitates loading and unloading at the rear of the vehicle.

REMARKS



RETURN TO PREVIOUS PAGE

SPRINTER 906

W76

REAR BUMPER – STEEL, SPRING LOADED

DETAILS & TECHNOLOGY

A hot-dip-galvanized steel step is fitted at the rear of the vehicle, with fore/aft springing provided by four leaf springs. The leaf springs allow free fore/aft movement of the rear step in a forward direction (in the direction of travel). The rear step is bolted to the standard-fit securing points in the longitudinal frame members. Designed as a safety grating, the step area is compliant with German accident prevention regulations. The step measures approximately 68.9" x 9.6" (L x W) and is about 17.25" above ground.

BENEFITS

- Impact protection
- Safe and easy access to load compartment

The spring-mounted rear step allows easy entry and exit and can prevent or mitigate damage to the vehicle in the event of a collision with an obstacle such as a loading ramp if the vehicle is reversed without due care (the protective effect depends on the speed and angle of the impact).

REMARKS


SPRINTER 906

W78

WINDOW REAR DOOR W/WASH-WIPE

DETAILS & TECHNOLOGY

From the central washer fluid reservoir via flexible hoses to nozzles located on the wiper blades. The rear window wipers are switched on by means of a switch on the dashboard (only interval wipe). If the front windshield wipers are switched on, the rear window wipers are automatically activated whenever reverse gear is selected.



BENEFITS

- Cleaning rear door windows
- Better rearward visibility
- Allows more light into the load compartment

REMARKS



RETURN TO PREVIOUS PAGE

SPRINTER 906

W93

REAR-SIDE WINDOW OPENINGS W/O GLASS

DETAILS & TECHNOLOGY

On request, the vehicle can be delivered without the side windows in the passenger compartment. Where this deletion is requested, the hinged rear doors are equipped with two dark gray (approximately 90% coloration) tinted (code W70) and heated (code H22) windows. For vehicle transfer, the side openings are sealed with a white, protective shipping film.

BENEFITS

- Retrofitting of other windows is made possible
- Sidewall only windows are missing for easy retrofit

REMARKS

SPRINTER 906

W94

WINDOW OPENINGS W/O GLASS

DETAILS & TECHNOLOGY

No passenger compartment windows are fitted, including windows in the rear doors. For transport purposes, the apertures are closed by means of CON PEARL plastic panels (code P08).

BENEFITS

Allows easy fitting of different windows.

REMARKS



RETURN TO PREVIOUS PAGE

SPRINTER 906**X90****BADGING – REAR DOOR DELETION****DETAILS & TECHNOLOGY**

The "Sprinter" lettering on the left-hand rear door of panel vans and Passenger Van is deleted.

**BENEFITS****REMARKS**

- More room for promotional/company stickers or decals
- Easy wrapping

SPRINTER 906**X93****BADGING – SIDE DOOR DELETION****DETAILS & TECHNOLOGY**

Deletion of the model identification on the right-side hinged rear door.

**BENEFITS**

More room for promotional/company stickers or decals.

REMARKS



RETURN TO PREVIOUS PAGE

SPRINTER 906**XB3****GVWR 9,990 LBS****DETAILS & TECHNOLOGY**

Weight Rating GVWR is 9,990 lbs.
The front and rear axle load ratings are 4,080 lbs. and 7,060 lbs. respectively
GCWR is 14,990 lbs.
A reinforced front axle is available

Maximum towing is:
Cargo Van 170 extended 5,000 lbs.
Cargo Van 144 and 170 is 7,500 lbs.

BENEFITS**REMARKS****SPRINTER 906****XB5****GVWR 11,030 LBS****DETAILS & TECHNOLOGY**

Weight Rating GVWR is 11,030 lbs.
The front and rear axle load ratings are 4,080 lbs. and 7,720 lbs. respectively
GCWR is 15,250 lbs.
A reinforced front axle is available

Maximum towing is:
Cargo Van 170 extended 5,000 lbs.
Cargo Van 144 and 170 is 7,500 lbs.
Chassis Cab is 7500 lbs.

BENEFITS**REMARKS**



RETURN TO PREVIOUS PAGE

SPRINTER 906

XL8

GVWR 8,550 LBS

DETAILS & TECHNOLOGY

The front and rear axle load ratings are 3,970 lbs. and 5,360 lbs. respectively. MAX towing is 5,000 lbs.

BENEFITS

REMARKS

SPRINTER 906

XW6

FRONT LICENSE PLATE DELETE

DETAILS & TECHNOLOGY

The standard front license plate is omitted.



BENEFITS

REMARKS



RETURN TO PREVIOUS PAGE

SPRINTER 906

Y10

FIRST AID KIT

DETAILS & TECHNOLOGY

First aid kit for treating accident injuries.
It is conveniently housed in the co-driver's door panel.



BENEFITS

- Allows initial care to be provided for injured persons
- Conveniently located for quick access
- Takes up little space

REMARKS

SPRINTER 906

Y26

WHEEL CHOCKS

DETAILS & TECHNOLOGY

Panel van and passenger models have a chock holder mounted on the D-pillar at the rear right of the cab.
Chassis, platform and chassis with cab base versions have a chock holder mounted on the left at the frame end.



BENEFITS

- Secures the vehicle against rolling on gradients
- Safe storage of the chock
- Additional security when parking the vehicle on an incline

REMARKS



RETURN TO PREVIOUS PAGE

SPRINTER 906

Y43

HYDRAULIC JACK

DETAILS & TECHNOLOGY

A hydraulic jack is fitted in the co-driver's foot well.



BENEFITS

Easier tire changing.

REMARKS

SPRINTER 906

Y45

EMERGENCY FLASHLIGHT

DETAILS & TECHNOLOGY

The torch is stowed close to hand in the driver's door pocket. It can provide either a continuous white beam or a flashing orange light.

BENEFITS

- Enhanced safety in the event of a breakdown/accident
- Provides illumination when performing repairs in the dark
- Conveniently located for quick access
- Takes up little space

With the flashing orange light, the torch can be used to draw other drivers' attention to a stranded vehicle. This function provides enhanced safety, particularly in the dark. The white continuous light can be used to provide illumination when performing repairs in the dark.

REMARKS



RETURN TO PREVIOUS PAGE

SPRINTER 906

YK3

CARGO STRAPS, D-RINGS

DETAILS & TECHNOLOGY

Two lashing straps with over-center lock and hook are supplied in the glove compartment. The belts are 11.5 ft. long, one-inch wide and have a breaking strain of 4,000 N (900 ft-lbs.).

BENEFITS

- Load-restraining function
- Improves safety since the load cannot shift out of place easily

REMARKS

SPRINTER 906

YK4

CARGO STRAPS – LASHING RAILS

DETAILS & TECHNOLOGY

Four lashing eyelets/double studs (without straps), and two ratchet straps (length of each: 10 feet) with two double studs are placed in the glove compartment. The maximum permissible load of the lashing eyelets according to DIN EN 12640 is 8,000 N (1,800 ft-lbs.), the max. load for the ratchet straps is 5,000 N (1,100 ft-lbs.) for direct tension and 110,000 N (2,200 ft-lbs.) for banding.



BENEFITS

Enables the load to be restrained and prevents shifting.

REMARKS

[RETURN TO PREVIOUS PAGE](#)

SPRINTER 906

ZE6

SHELVING PREP

DETAILS & TECHNOLOGY

Brackets are welded to the roof spars and to the floor.



BENEFITS

Shelves can be retrofitted more easily. The pre-installed mounting points allow shelves to be retrofitted more quickly. No further drilling or welding of the frame and roof spars is required.

REMARKS

Consult the Sprinter Body Builder Book on the design requirements of the shelving and on how to use the brackets.



RETURN TO PREVIOUS PAGE

SPRINTER 906

ZG 1

4X4 – HIGH RANGE

DETAILS & TECHNOLOGY

Vehicles specified with on-demand all-wheel drive are driven by the rear wheels much of the time. However, 4x2 mode may not provide enough traction at the driven wheels when accelerating, driving uphill or driving on difficult surfaces (e.g., snow, ice, gravel). Selecting front-wheel drive in addition to rear-wheel drive improves the Sprinter's traction, lateral stability and pulling power.

The selectable all-wheel drive can be engaged and disengaged while stationary or up to a speed of 6 mph (10 km/h) with a rocker switch on the instrument panel. The red control lamp in the rocker switch lights up when all-wheel drive is engaged.

The all-wheel drive system increases the ride height of the vehicle by some 110 mm on the front axle and by some 80 mm on the rear axle. The angle of approach/departure and breakover angle increase accordingly. Due to the higher ride height, the rear fog lamp is fitted in the bumper on the all models. The rear fog lamp in the standard-fit tail light unit therefore is inoperative. In addition, exterior mirrors without indicators (code FU5) and indicator lamps in the front wings (code L44) are installed.

ADAPTIVE ESP® in all-wheel drive mode is expanded by the electronic traction system (4ETS) and includes additional electronic aids as part of the standard scope of delivery. The included functions are the anti-lock braking system (ABS), acceleration skid control (ASR), electronic brake force distribution (EBD) and hydraulic Brake Assist (BAS®), and Hill-Start Assist (code E07) can be ordered as an optional extra. Numerous sensors are installed in the vehicle to make ADAPTIVE ESP®/4ETS fully functional. They send their signals directly to the central control unit. The sensors measure the following values among others:

- Steering angle, position of the pedals, engine speed
- Wheel speed, rotational movement around the vertical axis (yaw moment) and lateral acceleration

The sensors detect the moment the vehicle reaches an unstable handling condition, the signals are transmitted and the system intervenes in the handling situation. It brakes the relevant wheel(s) and if required also reduces engine output until the handling condition is stable again.

BENEFITS

- Improves traction, lateral stability and pulling power
- Improves tractive power on difficult road surfaces
- Increases of angle of approach/departure, breakover angle and fording depth

If all-wheel drive is selected, the torque is split 35:65 between the front and rear axle, thus improving lateral stability and tractive power considerably. The increase in ride height also increases.

REMARKS



RETURN TO PREVIOUS PAGE

SPRINTER 906

ZG3

4X4 – HIGH RANGE

DETAILS & TECHNOLOGY

The Sprinter with on-demand all-wheel drive and manually selectable reduction gear (i=1.4) generally acts in the same way as the Sprinter with on-demand all-wheel drive (code ZG1). In addition, the all-wheel drive system has a reduction gear that can be engaged and disengaged. It is only possible to engage the reduction gear when the vehicle is at a standstill. The reduction gear should only be engaged when needed as its use leads to a rise in fuel consumption. An intermediate gear (off-road gear) in the transfer case reduces the gear ratio between the engine and the wheels by about 40% with a corresponding increase in torque at the wheels.

BENEFITS

- Expands operations in difficult terrain
- Allows particularly slow and sensitive driving

REMARKS

SPRINTER 906

ZH4

DOWNHILL SPEED REGULATION FOR 4X4 (REQUIRES ZG3 & MS1)

DETAILS & TECHNOLOGY

The code ZH4, Off-road operation, includes a Downhill Speed Regulation (DSR). DSR supports the driver with the Low Range transmission ratio when the vehicle is driving downhill off-road and on construction sites.

DSR maintains a preset speed on downhill gradients by applying the brakes as required. The speed can be set between about 2.5 mph (4 km/h) and 11 mph (18 km/h) using the brake and accelerator pedals or the cruise control lever.

When the vehicle is faster than 11 mph (18 km/h) off-road, DSR switches to standby mode. DSR remains activated but does not brake automatically. If the vehicle is slower than 11 mph (18 km/h) DSR sets the speed to the previously set speed. DSR switches off automatically when the speed is exceeding 28 mph (45 km/h).

The Low Range transmission ratio is engaged, the indicator lamp in the instrument cluster lights up and the vehicle is stationary or not faster than 18 km/h.

1. Activates DSR and stores the current higher speed
2. Activates DSR and stores the current speed
3. Activates DSR and stores the current lower speed
4. Deactivates DSR

BENEFITS

With Downhill Speed Regulation DSR and the "low range" reduction gear, a constant speed of between 2.5 mph and 11 mph can be set on steep downhill gradients, which are then maintained within the limits of what is physically possible with the aid of brake intervention.

REMARKS

Requires ZG3 and MS1.



RETURN TO PREVIOUS PAGE

SPRINTER ACCESSORIES**A0008140132****COAT HANGER, CHROME/BLACK****DETAILS**

- Can be fitted behind head restraint on driver & co-driver's seat
- Simple, secure attachment; easy to remove
- Rounded ends to protect items of clothing
- Fitted for Sprinter headrests

SPRINTER ACCESSORIES**A0008900294****TIE-DOWN STRAP****DETAILS**

- Designed to secure cargo to the aluminum load-securing rails, available as special equipment
 - For sidewall, on waistline (code V42)
 - For sidewall, on roof frame (code VC4)
 - Load-securing system (code VV2)



RETURN TO PREVIOUS PAGE

SPRINTER ACCESSORIES

TRAILER HITCH KITS

DETAILS

- A9063102495 Trailer Hitch Kit Q24 (5,000 lbs.), 2500 Vans, all wheelbases
- A9063102595 Trailer Hitch Kit Q24 (5,000 lbs.), 3500 Van, 170" WB EXT
- A9063102695 Trailer Hitch Kit QA2 (7,500 lbs.), 3500 Van, 144" WB
- A9063102795 Trailer Hitch Kit QA2 (7,500 lbs.), 3500 Cab Chassis, all wheelbases
- A9063102895 Trailer Hitch Kit QA2 (7,500 lbs.), 3500 Van, 170" WB
- Work instructions in ODUS
- Electrical wiring harness included in all kits (might not be required for vehicles with E40)

SPRINTER ACCESSORIES

A9069000402

BECKER® MAP PILOT

DETAILS

- Requires factory pre-wiring EV6
- Operated using "one shot" (PTT) speech recognition, Audio 15 buttons or buttons on the multifunction steering wheel (CL4)
- Destination input in a single command (acknowledgement tone before user starts to input address)
- Module can be used in Passenger Cars and Vans
- Van modules (code E1N) are already compatible with Passenger Cars
- Improved "turn-by-turn" route guidance
 - Navigation arrows appear in display of optional instrument cluster (code JK3)
 - Display of street names & points of interest (POI) on map (logos for filling stations, Mercedes-Benz sales and service outlets, etc.)
 - Choice of arrow display, 2D map display or 3D map display (3D POIs, 3D landmarks & 3D city model)
 - "Reality View" – realistic representation of motorways and junctions
 - Adjustable map angle
- TMC congestion warning service
- Voice output for street names & other important information (e.g., speed limits)





RETURN TO PREVIOUS PAGE

SPRINTER ACCESSORIES

CARPETED REP FLOOR MATS

DETAILS

- B6 635 9841 - Floor mats front, ribbed carpet – without floor air duct (H00)
- B6 635 9842 - Floor mats front, ribbed carpet – with twin passenger seat
- B6 635 9843 - Floor mats front, ribbed carpet – with floor air duct (H00)
- Layered structure of floor mat offers absolute safety in terms of bending resistance, resilience, bonding of the individual layers, integration of the fibers into the backing fleece and the overall strength of the structure
- Secured in place using Velcro (velour & rep) for 100% precision fit, preventing mat from bunching up or slipping
- Precision-fit/tailored to vehicle floor plan

IMAGE PLACEHOLDER

SPRINTER ACCESSORIES

B66560104

SIDE WINDOWS WIND DEFLECTOR, ACRYLIC GLASS

DETAILS

- Protection against splashing water & reduction of wind noise due to partly opened windows
- Material: acrylic glass (darkly tinted)
- Can be fitted by customer without any drilling – inserted into seal lip in glass channel

[RETURN TO PREVIOUS PAGE](#)

SPRINTER ACCESSORIES

C-RAILS (CODE D13)

DETAILS

- B6 656 0752 C-rail for 144" WB, silver
- B6 656 0753 C-rail for 170" WB, silver
- B6 656 0754 C-rail for 170" WB EXT, silver
- C-rails are required for mounting of basic carrier bars, etc.
- Two recessed longitudinal stainless steel, which are bolted to the roof
- If not ordered ex-factory, they can be retrofitted
- Fitted to the Sprinter's roof channels
- Contents: two rails including fixing material
- Material: aluminum

SPRINTER ACCESSORIES

BASIC CARRIER BARS

DETAILS

- B6 656 0800 basic Carrier Bar, One Crossbar, with Two Supports (requires C-rails)
- B6 656 0801 basic Carrier Bars, Three Crossbars, with Six Supports (requires C-rails)
- C-rails are required for mounting (either retrofit or code D13)
- Volume of basic carrier bars differ by length of model
- Each basic carrier bar can carry up to 50 kg (110 lbs.)
- More than three cross bars can be fitted, but bear in mind the maximum roof load
 - Standard roof 300 kg (660 lbs.)
 - High roof 150 kg (330 lbs.)
- Crossbars feature different securing points to allow for difference in width between standard roof and high roof
- Color: black anti-corrosion polyester finish
- Ends of bars are protected by plastic caps

[RETURN TO PREVIOUS PAGE](#)**SPRINTER ACCESSORIES****B6 656 0806****HIGH-STANDING BRACKET SET****DETAILS**

- High-standing brackets are secured to basic carrier bars with the aid of integral knurled screws, and prevent the load from slipping sideways
- Contents: 4 x high-standing brackets
- Can only be fitted in conjunction with basic carrier bars
- Load must be secured to the high-standing brackets using straps and/or bungee cords

SPRINTER ACCESSORIES**B6 656 0807****CARGO RACK****DETAILS**

- Ladder rack is secured to basic carrier bars with the aid of integral knurled screws, and ladders (or other items) are prevented from sliding by bungee cords and locking bracket
- Contents: 4 x high-standing brackets, 2 x bungee cords and 1 x locking bracket
- Can only be fitted in conjunction with basic carrier bars
- Easy to fit, no additional tools required

[RETURN TO PREVIOUS PAGE](#)**SPRINTER ACCESSORIES****B6 656 0816****LOADING ROLLER****DETAILS**

- Plastic loading roller, steel mounting bracket
- Load capacity of up to 112 LBF (pound force) Length: approximately 24 inches
- Can be attached to basic carrier bars (rear bar) or to cargo rack as additional loading roller (mounting materials are included)
- Ideal as loading aid for long items (e.g., ladders, boards, rods, pipes)
- Prevents damage to bodywork and third brake light
- The loading roller is identical to the roller already fitted to the cargo rack. It can therefore be fitted to the cargo rack as an additional loading roller

SPRINTER ACCESSORIES**B6 656 0921****STOWAGE BOX, IN TWIN PASSENGER SEAT****DETAILS**

- Fills the left-hand side of the base of the twin co-driver's seat (code S23)
- Raise seat cushion of twin co-driver's seat and slot the box (including partition) into the seat base
- Fitting stowage box does not restrict function of twin co-driver's seat
- Size: approximately 10" x 12" x 12" cm



RETURN TO PREVIOUS PAGE

SPRINTER ACCESSORIES

CARPETED VELOUR FLOOR MATS

DETAILS

- B6 656 0965 - Floor mats front, premium carpet - with floor air duct (H00)
- B6 656 0963 - Floor mats front, premium carpet - without floor air duct (H00)
- B6 656 0966 - Floor mats front, premium carpet - with twin passenger seat and floor air duct (H00)
- B6 656 0964 - Floor mats front, premium carpet - w/twin passenger seat, without floor air duct
- Layered structure of floor mat offers absolute safety in terms of bending resistance, resilience, bonding of the individual layers, integration of the fibers into the backing fleece and the overall strength of the structure
- Secured in place using Velcro (velour & rep) for 100% precision fit, preventing mat from bunching up or slipping
- Precision-fit/tailored to vehicle floor plan



SPRINTER ACCESSORIES

CARGO RACK

DETAILS

- B6 656 1014 - Cargo Rack, high roof, front and rear module, without supports
- B6 656 1013 - Cargo Rack, normal roof, front and rear module, without supports
- B6 656 0811 - Cargo Rack, normal roof, center section, without supports
- B6 656 0814 - Supports, one pair (Cargo Rack required)
- Cargo rack with loading roller (length: approximately 60 cm)
- Additional loading roller can be fitted - see "Loading roller"
- Approved for all Sprinter models with standard roof and high roof (NOT D05/D06)
- Robust steel construction/anti-corrosion polyester finish (black)
- Ends of bars are protected by plastic caps
- Fitted to c-rail (code D13) using separately available supports



RETURN TO PREVIOUS PAGE

SPRINTER ACCESSORIES

ALL-SEASON FLOOR MATS

DETAILS

- B6 657 0009 Floor mats front, All-Season rubber – with floor air duct (H00)
- B6 657 0012 Floor mats front, All-Season rubber – without floor air duct (H00)
- High level of quality and safety
- Optimum protection against dirt, moisture and wear
- Non-slip
- Odorless
- Tailored to vehicle floor plan